



This is a digital copy of a book that was preserved for generations on library shelves before it was carefully scanned by Google as part of a project to make the world's books discoverable online.

It has survived long enough for the copyright to expire and the book to enter the public domain. A public domain book is one that was never subject to copyright or whose legal copyright term has expired. Whether a book is in the public domain may vary country to country. Public domain books are our gateways to the past, representing a wealth of history, culture and knowledge that's often difficult to discover.

Marks, notations and other marginalia present in the original volume will appear in this file - a reminder of this book's long journey from the publisher to a library and finally to you.

Usage guidelines

Google is proud to partner with libraries to digitize public domain materials and make them widely accessible. Public domain books belong to the public and we are merely their custodians. Nevertheless, this work is expensive, so in order to keep providing this resource, we have taken steps to prevent abuse by commercial parties, including placing technical restrictions on automated querying.

We also ask that you:

- + *Make non-commercial use of the files* We designed Google Book Search for use by individuals, and we request that you use these files for personal, non-commercial purposes.
- + *Refrain from automated querying* Do not send automated queries of any sort to Google's system: If you are conducting research on machine translation, optical character recognition or other areas where access to a large amount of text is helpful, please contact us. We encourage the use of public domain materials for these purposes and may be able to help.
- + *Maintain attribution* The Google "watermark" you see on each file is essential for informing people about this project and helping them find additional materials through Google Book Search. Please do not remove it.
- + *Keep it legal* Whatever your use, remember that you are responsible for ensuring that what you are doing is legal. Do not assume that just because we believe a book is in the public domain for users in the United States, that the work is also in the public domain for users in other countries. Whether a book is still in copyright varies from country to country, and we can't offer guidance on whether any specific use of any specific book is allowed. Please do not assume that a book's appearance in Google Book Search means it can be used in any manner anywhere in the world. Copyright infringement liability can be quite severe.

About Google Book Search

Google's mission is to organize the world's information and to make it universally accessible and useful. Google Book Search helps readers discover the world's books while helping authors and publishers reach new audiences. You can search through the full text of this book on the web at <http://books.google.com/>

Fontenelle
Pag. 40

Math. 257

Math. 257

UNIVERSITEITSBIBLIOTHEEK GENT



900000068734

A
TREATISE
OF
FLUXIONS.

In Two BOOKS.

A
TREATISE
OF
FLUXIONS.

In Two BOOKS.

BY

COLIN MACLAURIN, A. M.


*Professor of Mathematics in the University of
Edinburgh, and Fellow of the Royal Society.*

VOLUME I.

EDINBURGH:

Printed by T. W. and T. RUDDIMANS.

MDCCLXII.



1

THE UNIVERSITY OF CHICAGO

1950

1950

THE UNIVERSITY OF CHICAGO

1950

To His GRACE
The Duke of ARGYLE
AND
GREENWICH

MY LORD,

IT is not the shining Figure your GRACE has made in the highest Employments, neither is it the Lustre which your quitting them has added to your Character; it is not the Favour of Princes which you have often enjoy'd, nor the loud and universal Applauses of the People which you at present possess; but it

D E D I C A T I O N.

is the steady Virtue which has conducted you throughout, that determines me to offer this Work to your GRACE. And, having been honoured with the Countenance and Favour of so great a Man, I embrace the Opportunity of expressing my Gratitude at a Time when I can have no other Motive than that I am, with Truth, and the utmost Respect,

MY LORD,

Your Grace's

much obliged,

most faithful,

and most humble Servant,

COLIN MAC LAURIN.

P R E F A C E.

A Letter published in the Year 1734, under the Title of the Analyst, first gave Occasion to the ensuing Treatise, and several Reasons concurred to induce me to write on this Subject at so great length. The Author of that Piece had represented the Method of Fluxions as founded on false Reasoning, and full of Mysteries. His Objections seemed to have been occasioned in a great measure by the concise Manner in which the Elements of this Method have been usually described; and their having been so much misunderstood by a Person of his Abilities appeared to me a sufficient Proof that a fuller Account of the Grounds of them was requisite.

Though there can be no Comparison made betwixt the Extent or Usefulness of the ancient and modern Discoveries in Geometry, yet it seems to be generally allowed that the Ancients took greater Care, and were more successful in preserving the Character of its Evidence entire. This determined me, immediately after that Piece came to my Hands, (and before I knew any thing of what was intended by others in answer to it,) to attempt to deduce those Elements

ments after the Manner of the Antients, from a few unexceptionable Principles, by Demonstrations of the strictest Form. In my first Essay of this Kind, I contented myself with demonstrating the principal Cases of the Propositions of the four first Chapters of the first Book, and of the first Chapter of the second Book of the following Treatise, nearly in the same Form in which they now appear. But when it was communicated to some Gentlemen, they expressed a Desire that the same Method of Demonstration should be extended to other Branches of this Theory, and that I should enlarge the Plan. While I proceeded in this Work, I perceived that some Rules were defective or inaccurate; that the Resolution of several Problems which had been deduced in a mysterious manner, by second and third Fluxions, could be compleated with greater Evidence, and less Danger of Error; by first Fluxions only; and that other Problems had been resolved by Approximations, when an accurate Solution could be obtained with the same or greater Facility. These with other Observations concerning this Method, and its Application, led me on gradually to compose a Treatise of a much greater Extent than I intended, or would have engaged in, if I had been aware of it when I began this Work, because my Attendance in the University could allow me to bestow but a small part of my Time in carrying it on. And as this has been the Occasion of my Delay in publishing it, so I hope it will serve for an Apology, if some Mistakes have escaped me in treating of such a Variety of Subjects, in a manner different from that in which they have been usually explained.

In

In the mean Time the Defence of the Method of Fluxions, and of the great Inventor, was not neglected. Besides an Answer to the Analyst that appeared very early under the Name of Philalethes Cantabrigiensis, (for the Author had concealed his real Name, as the Analyst whom he opposed had done,) a second by the same Hand in Defence of the first, a Discourse by Mr. Robins, a Treatise of Sir Isaac Newton's with a Commentary by Mr. Colson, and several other Pieces were published on this Subject. After I saw that so much had been written upon it to so good Purpose, I was the rather induced to delay the Publication of this Treatise, till I could finish my Design. I accommodated my Definition of the Variation of Curvature in Chap. xi. to Sir Isaac Newton's, to prevent Mistakes, as I have observed in Article 386. but made no material Alteration in any thing else. The greatest Part of the first Book was printed in 1737: But it could not have been so useful to the Reader without the second; and I would recommend to him, (if he is not already acquainted with this Method,) to peruse the two first Chapters of the second Book, before the five last of the first; there being a few Passages in these which I could not well avoid, that will be better understood by one who has some Knowledge of the principal Rules of the Method of Computation delivered in the second Book.

In explaining the Notion of a Fluxion, I have followed Sir Isaac Newton in the first Book, imagining that there can be no Difficulty in conceiving Velocity wherever there is Motion; nor do I think that I have
de.

departed from his Sense in the second Book; and in both I have endeavoured to avoid several Expressions, which, though convenient, might be liable to Exceptions, and, perhaps, occasion Disputes. I have always represented Fluxions of all Orders by finite Quantities, the Supposition of an infinitely little Magnitude being too bold a Postulatum for such a Science as Geometry. But, because the Method of Infinitesimals is much in use, and is valued for its Conciseness, I thought it was requisite to account explicitly for the Truth, and perfect Accuracy, of the Conclusions that are derived from it; the rather, that it does not seem to be a very proper Reason that is assigned by Authors, when they determine what is called the Difference (but more accurately the Fluxion) of a Quantity, and tell us, That they reject certain Parts of the Element, because they become infinitely less than the other Parts; not only, because a Proof of this Nature may leave some Doubt as to the Accuracy of the Conclusion; but because it may be demonstrated that those Parts ought to be neglected by them at any Rate, or that it would be an Error to retain them. If an Accountant, that pretends to a scrupulous Exactness, should tell us that he had neglected certain Articles, because he found them to be of small Importance; and it should appear that they ought not to have been taken into Consideration by him on that Occasion, but belong to a different Account, we should approve his Conclusions as accurate, but not his Reason. This Method, however, may be considered as an easy and ready Way of distinguishing what Parts of an Element are to be rejected, and which are to be retained, in determining the precise Fluxion of a
Quan-

P R E F A C E.

v.

Quantity, or the Rate according to which it increases or decreases.

After I found that this Treatise could not be conveniently contained in one Volume, I was obliged to reprint two Leaves (Pages 411. &c.) that it might be divided into two. I have reprinted likewise the first Sheet, chiefly on account of several Errors of the Press that had got into it, and one other Leaf (p. 244.) for the sake of a Passage, the Omission of which possibly would have been misintepreted. There are some Demonstrations in the first Chapter of the first Book that might have been abridg'd, and some, perhaps, will appear unnecessary. I have mentioned the Reasons that induced me to insist so fully on those elementary Parts in Articles 69, 104. 494. and 697.

Several Treatises have appeared while this was in the Press, wherein some of the same Problems have been considered, though generally in a different manner. I have had Occasion to mention most of them, in the last Chapter of the second Book; but had not there an Opportunity to take notice, that the Problem in 480. has been considered by Mr. Euler in his Mechanics. In most of the Instances wherein my Conclusions did not agree with those given by other Authors, I have not mentioned their Names.

If upon the whole, the Evidence of this Method be represented to the Satisfaction of the Reader, some of the abstruse Parts illustrated, or any Improvements of this useful Art be proposed, I shall be under no great Concern, though Exceptions may

b

be

vi.

P R E F A C E.

be made to some Modes of Expression, or to such Passages of this Treatise as are not essential to the principal Design.

INTRO-

INTRODUCTION.

GEOMETRY is valued for its extensive usefulness, but has been most admired for its evidence; mathematical demonstration being such as has been always supposed to put an end to dispute, leaving no place for doubt or cavil. It acquired this character by the great care of the old writers, who admitted no principles but a few self-evident truths, and no demonstrations but such as were accurately deduced from them. The science being now vastly enlarged, and applied with success to philosophy and the arts, it is of greater importance than ever that its evidence be preserved perfect. But it has been objected on several occasions, that the modern improvements have been established for the most part upon new and exceptionable maxims, of too abstruse a nature to deserve a place amongst the plain principles of the ancient geometry: And some have proceeded so far as to impute false reasoning to those authors who have contributed most to the late discoveries, and have at the same time been most cautious in their manner of describing them.

In the method of indivisibles, lines were conceived to be made up of points, surfaces of lines, and solids of surfaces; and such suppositions have been employed by several ingenious men for proving the old theorems, and discovering new ones, in a brief and easy manner. But as this doctrine was inconsistent with the strict principles of geometry, so it soon appeared that there was some danger of its leading them into false conclusions: Therefore others, in the place of indivisible, substituted infinitely small divisible elements, of which they supposed all magnitudes to be formed; and thus endeavoured to retain, and improve, the advantages that were derived from the former method for the advancement of geometry. After these came to be relished, an infinite scale of infinites and infinitesimals, (ascending and descending always by infinite steps,) was imagined, and proposed to be received into geometry, as of the greatest use for penetrating into its abstruse parts. Some have argued for quantities

A

tities more than infinite ; and others for a kind of quantities that are said to be neither finite nor infinite, but of an intermediate and indeterminate nature.

This way of considering what is called the sublime part of geometry has so far prevailed, that it is generally known by no less a title than the *Science, Arithmetic, or Geometry of infinites*. These terms imply something lofty, but mysterious ; the contemplation of which may be suspected to amaze and perplex, rather than satisfy or enlighten the understanding, in the prosecution of this science ; and while it seems greatly to elevate geometry, may possibly lessen its true and real excellency, which chiefly consists in its perspicuity and perfect evidence : For we may be apt to rest in an obscure and imperfect knowledge of so abstruse a doctrine, as better suited to its nature, instead of seeking for that clear and full view we ought to have of geometrical truth ; and to this we may ascribe the inclination which has appeared of late for introducing mysteries into a science wherein there ought to be none.

There were some, however, who disliked the making much use of infinites and infinitesimals in geometry. Of this number was Sir ISAAC NEWTON (whose caution was almost as distinguishing a part of his character as his invention) especially after he saw that this liberty was growing to so great a height. In demonstrating the grounds of the method of fluxions * he avoided them, establishing it in a way more agreeable to the strictness of geometry. He considered magnitudes as generated by a flux or motion, and showed how the velocities of the generating motions were to be compared together. There was nothing in this doctrine but what seemed to be natural and agreeable to the ancient geometry. But what he has given us on this subject being very short, his conciseness may be supposed to have given some occasion to the objections which have been raised against his method.

When the certainty of any part of geometry is brought into question, the most effectual way to set the truth in a full light, and

* De quadrat. curvarum.

and to prevent disputes, is to deduce it from axioms or first principles of unexceptionable evidence, by demonstrations of the strictest kind, after the manner of the antient geometers. This is our design in the following treatise ; wherein we do not propose to alter Sir ISAAC NEWTON'S notion of a fluxion, but to explain and demonstrate his method, by deducing it at length from a few self-evident truths, in that strict manner : and, in treating of it, to abstract from all principles and postulates that may require the imagining any other quantities but such as may be easily conceived to have a real existence. We shall not consider any part of space or time as indivisible, or infinitely little ; but we shall consider a point as a term or limit of a line, and a moment as a term or limit of time : Nor shall we resolve curve lines, or curvilinear spaces, into rectilinear elements of any kind. In delivering the principles of this method, we apprehend it is better to avoid such suppositions : but after these are demonstrated, short and concise ways of speaking, though less accurate, may be permitted, when there is no hazard of our introducing any uncertainty or obscurity into the science from the use of them, or of involving it in disputes. The method of demonstration, which was invented by the author of fluxions, is accurate and elegant ; but we propose to begin with one that is somewhat different ; which, being less removed from that of the ancients, may make the transition to his method more easy to beginners, (for whom chiefly this treatise is intended,) and may obviate some objections that have been made to it.

But, before we proceed, it may be of use to consider the steps by which the ancients were able, in several instances, from the mensuration of right-lin'd figures, to judge of such as were bounded by curve lines : for as they did not allow themselves to resolve curvilinear figures into rectilinear elements, it is worth while to examine by what art they could make a transition from the one to the other : And as they were at great pains to finish their demonstrations in the most perfect manner, so by following their example, as much as possible in demonstrating a method so much more general than theirs, we may best guard against exceptions and cavils, and vary less from the old foundations of geometry.

A 2

They

They found, that similar triangles are to each other in the duplicate ratio of their homologous sides; and, by resolving similar polygons into similar triangles, the same proposition was extended to these polygons also. But when they came to compare curvilinear figures, that cannot be resolved into rectilinear parts, this method failed. Circles are the only curvilinear plane figures considered in the elements of geometry. If they could have allowed themselves to have considered these as similar polygons of an infinite number of sides, (as some have done who pretend to abridge their demonstrations,) after proving that any similar polygons inscribed in circles are in the duplicate ratio of the diameters, they would have immediately extended this to the circles themselves; and would have considered the second proposition of the twelfth book of the Elements as an easy corollary from the first. But there is ground to think that they would not have admitted a demonstration of this kind. It was a fundamental principle with them, that the difference of any two unequal quantities, by which the greater exceeds the lesser, may be added to itself till it shall exceed any proposed finite quantity of the same kind: and that they founded their propositions concerning curvilinear figures upon this principle in a particular manner, is evident from the demonstrations, and from the express declaration of ARCHIMEDES, who acknowledges it to be the foundation upon which he established his own discoveries *, and cites it as assumed by the ancients in demonstrating all their propositions of this kind. But this principle seems to be inconsistent with the admitting of an infinitely little quantity or difference, which, added to itself any number of times, is never supposed to become equal to any finite quantity whatsoever.

They proceeded therefore in another manner, less direct indeed, but perfectly evident. They found that the inscribed similar polygons, by increasing the number of their sides continually approached to the areas of the circles; so that the decreasing differences betwixt each circle and its inscribed polygon, by still further and further divisions of the circular arches which
the

* Δείκνται γὰρ ὅτι πᾶν τμήμα περιεχόμενον ὑπὸ εὐθείας καὶ ὀρθογώνου κῶνις τοιαύτης ἐπίτριστον ἐστὶ τῷ τριγώνῳ, &c. *Archimed. de quadr. parab. ad Dositth.*

the sides of the polygons subtend, could become less than any quantity that can be assigned: and that all this while the similar polygons observed the same constant invariable proportion to each other, *viz.* that of the squares of the diameters of the circles. Upon this they founded a demonstration, that the proportion of the circles themselves could be no other than that same invariable ratio of the similar-inscribed polygons: of which we shall give a brief abstract, that it may appear in what manner they were able, in this instance, and some others of the same nature, to form a demonstration of the proportions of curvilinear figures, from what they had already discovered of rectilinear ones. And that the general reasoning by which they demonstrated all their theorems of this kind may more easily appear, we shall represent the circles and polygons by right lines, in the same manner as all magnitudes are expressed in the fifth book of the Elements.

Suppose the right lines AB and AD to represent the two $\text{A} \quad \text{P} \rho \text{B} \quad \text{Q} \text{E} \rho \text{D}$ areas of the circles that are compared together; and let AP, AQ represent any two similar polygons inscribed in these circles. By further continual subdivisions of the circular arches which the sides of the polygons subtend, the areas of the polygons increase, and may approach to the circles AB and AD so as to differ from them by less than any assignable measure; the triangle which is subducted from each segment at every new subdivision being always greater than the half of the segment. The polygons inscribed in the two circles, as they increase, are ever in the same constant proportion to each other: and this invariable ratio of these polygons must also be the ratio of the circles themselves. For, if it is not, let the ratio of the polygons AP and AQ to each other be, in the first place, the same as the ratio of the circle AB to any magnitude AE less than the circle AD; suppose the subdivisions of the arches of the circle AD to be continued till the difference betwixt the circle and inscribed polygon become less than ED, so that the polygon may be represented by Aq, greater than AE; and let Ap represent a polygon inscribed in the circle AB, similar to the

po-

This general principle may serve for demonstrating many other propositions, besides the elementary theorems already mentioned. For example, let ADB be a semicircle described on the diameter AB, AEB a semiellipse described on the same right line as its transverse axis; let AFGB be any polygon described in the semicircle; and let FN, GM, perpendicular to AB, meet the semiellipse in H and K, and the axis in N and M. Because any ordinate of the circle is to the ordinate of the ellipse on the same point of the axis as the transverse axis is to the conjugate, it follows, that the triangle ANF is to the triangle ANH, the trapezium FNMG to the trapezium HNMK, the triangle GMB to the triangle KMB, and the whole polygon AFGB to the polygon AHKB, in the same constant ratio of the transverse to the conjugate axis. Bisect the arch FG in D, and the triangle FDG will be greater than half the segment in which it is inscribed. Let the ordinate DI meet the ellipse in E, and the triangle HEK will be also greater than half the elliptic segment in which it is inscribed; for it is obvious that the right lines GF, KH produced meet the axis in the same point R, and that the tangents at D and E meet it in the same point T; consequently the tangent DT being parallel to the chord FG, the tangent of the ellipse at E is parallel to HK, and the triangle HEK is greater than half the segment HEK. The polygons therefore AFGB, AHKB, by continually bisecting the circular arches, may approach to the areas of the semicircle and semiellipse, so as to differ from them by less than any assignable measure. Hence if the right line AD in the preceding article represent the area of the semicircle, AB the area of the semiellipse, AQ the polygon inscribed in the semicircle, AP the corresponding polygon inscribed in the semiellipse; it will appear, in the same manner, that the semicircle must be to the semiellipse in the same ratio that is the constant proportion of those inscribed polygons, viz. that of the transverse axis of the ellipse to the conjugate axis.

FIG. 1.

We have given this demonstration a little different from that of ARCHIMEDES in his fifth proposition of *conoids* and *spheroids*, that the same proportion might appear to be the ratio of the area

rea NFDGM in the circle to the area NHEK M in the ellipse. From which it follows, that if C be the common center of the circle and ellipse, the triangles CFN, CHN and the triangles CGM, CKM being to each other as the transverse axis is to the conjugate, the sector CFDG in the circle must be to the sector CHEK in the ellipse in the same proportion. Let the diameter CE meet its ordinate HK in P, and CP being to CE as CR is to CT, or as CQ is to CD; it appears, that when the ratio of CP to the semidiameter of the ellipse CE is given, then CQ is given, and therefore the sector CFDG is of a determined magnitude; consequently the elliptic sector CHEK, and the segment HEK, must each be of a determined invariable magnitude in the same ellipse, when the absciss CP is in a given ratio to the semidiameter CE. The triangle CHK, and the trapezium CHtK (formed by the semidiameters CH, CK and the tangents Ht, Kt,) are also given in magnitude when this ratio of CP to CE, or of CE to Ct, is given.

In general, if upon any diameter produced without the ellipse, any number of points be taken, on the same or on different sides of the center, at distances from it that are each in some given ratio to that diameter; and from these points tangents be drawn to the ellipse in any one certain order; the polygon formed by these tangents is always of a given magnitude in a given ellipse, and is equal to a polygon described by a similar construction about a circle, the diameter of which is a mean proportional betwixt the transverse and conjugate axis of the ellipse. The polygon inscribed in the ellipse by joining the points of contact, and the sectors bounded by the semidiameters drawn to these points, are also of given or determined magnitudes; and the Parts of any tangent intercepted betwixt the intersections of the other tangents with it, or betwixt these intersections and the point of contact, are always in the same ratio to each other in the same figure. There is an analogous property of the other conic sections.

When ARCHIMEDES demonstrated, that the area of a circle is equal to a triangle upon a base equal to the circumference of the circle, of a height equal to the radius, it was not by supposing

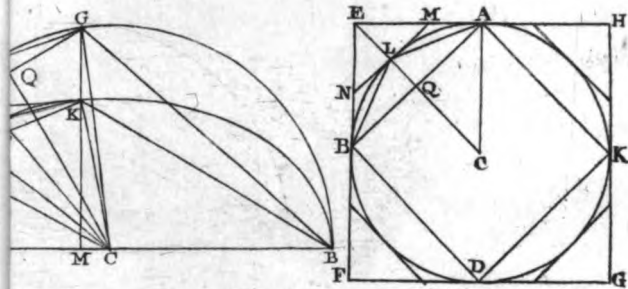


Fig. 2.

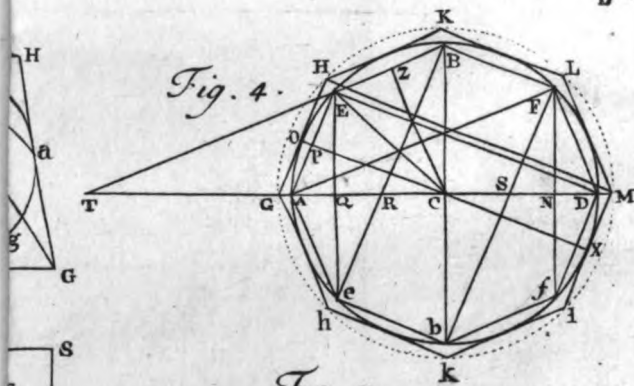
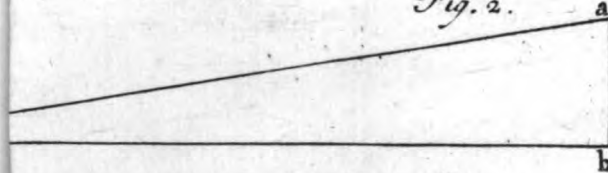
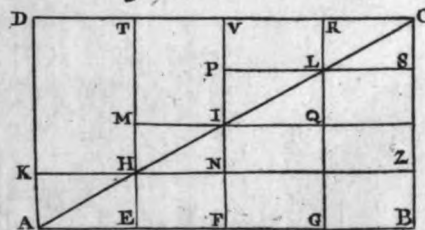


Fig. 4.

Fig. 5.



posing it to coincide with a circumscribed equilateral polygon of an infinite number of sides, but in a more accurate and unexceptionable manner. Let bd , the base of the right-angled triangle abd , be supposed equal to the circumference of the circle. FIG. 2. ABD , ab equal to the radius CA , $EFGH$ any equilateral polygon described about the circle, $ABDK$ a similar polygon inscribed in it, and let CQ perpendicular to AB meet it in Q . As the circumscribed polygon $EFGH$ is greater than the circle, so it is greater than the triangle abd ; because it is equal to a triangle of a height equal to CA or ab , upon a base equal to the perimeter $EFGH$, which is always greater than bd the circumference of the circle. The inscribed polygon is less than the circle; and it is also less than the triangle abd , because it is equal to a triangle of a height equal to CQ (which is less than CA or ab) upon a base equal to its perimeter $ABDK$ which is less than the circumference of the circle bd . Therefore the circle and the triangle abd are both constantly limits betwixt the external and internal polygons $EFGH$, $ABDK$. Let the arch AB be bisected in L , and the tangent at L meet AE , BE , in M and N ; and the angle ELM being right, EM must be greater than LM or AM , the triangle ELM greater than ALM , EMN greater than the sum of the triangles ALM , BLN , and consequently greater than half the space $EALB$ bounded by the tangents EA , EB , and the arch ALB : From which it follows, (by the 1. 10. Eucl. the foundation of this method,) that the circumscribed polygon may approach to the circle so as to exceed it by a less quantity than any that can be assigned. The inscribed polygon may also approach to the circle so as that their difference may become less than any assignable quantity, as is shewn in the Elements. Therefore the circle and the triangle abd , which are both limits betwixt these polygons, must be equal to each other. For, if the triangle abd be not equal to the circle, it must either be greater or less than it. If the triangle abd was greater than the circle; then, since the external polygon, by increasing the number of its sides, might be made to approach to the circle so as to exceed it by a quantity less than any difference that can be supposed to be between it and the triangle abd ; it follows, that the external polygon might become less than that triangle, against

B

what

what has been demonstrated. If the triangle abd was less than the circle, then the inscribed polygon, by being made to approach to the circle, might exceed that triangle: which, by what we have shewn, is also impossible.

In general, let any determined quantity AB be always a limit betwixt two variable quantities AP, AQ , which are supposed to approach continually to it and to each other, so that the difference of either from it may become less than any assignable quantity, or so that the ratio of AQ to AP may become less than any assignable ratio of a greater magnitude to a lesser. Suppose also any other determined quantity ab to be always a limit

A	P	e	B	E	Q
a	p	b	q		

betwixt the quantities ap and aq ; and, aq being always equal to AQ or less than it, let ap be either equal to AP or greater than it. Then shall these limits AB and ab be equal to each other. For, if ab was equal to any quantity AE greater than AB , then, by supposing the ratio of AQ to AP to become less than that of AE to AB , the ratio of aq to AP would become less than the ratio of ab to AB : but since aq is always greater than ab , and AP less than AB , the ratio of aq to AP is always greater than the ratio of ab to AB ; and these being repugnant, it follows, that ab is not greater than AB . If ab was equal to any quantity Ae less than AB , then, by supposing the ratio of AQ to AP to become less than that of AB to Ae , the ratio of AQ to ap (which, by the supposition, is either equal to AP , or greater than it) would become less than that of AB to ab : but since AQ always exceeds AB , and ap is always less than ab , the ratio of AQ to ap must be greater than that of AB to ab ; and these being repugnant, it follows, that ab is not less than AB . These limits therefore AB, ab are equal to each other.

In this manner ARCHIMEDES demonstrates the fourteenth proposition of the first book of his admirable treatise concerning
 FIG. 3. the sphere and cylinder. Let $DABA$ be an upright cone; D the

the vertex, C the center and CA the radius of the base. Let KI be a mean proportional betwixt DA the side of the cone and CA the radius of its base; and the convex surface of the cone shall be equal to a circle of the radius KI. Let LMNS be any external equilateral polygon described about this circle, *lmns* a similar polygon inscribed in it; EFGH a similar polygon described about the base of the cone, *efgb* a similar polygon described in it: then the surface of the pyramid DEFGH, which is described about the convex surface of the cone, shall be to the polygon EFGH as DA is to CA, or as the square of KI is to the square of CA, or as the polygon LMNS is to the polygon EFGH; and therefore the surface of the external pyramid DEFGH, without the base, is equal to the polygon LMNS. Let CA, perpendicular to EF, meet *ef* in B; and BR, parallel to DA, meet CD in R: then the polygon *lmns* being to *efgb* as the square of KI is to the square of CA, that is, as DA is to CA, or as BR is to CB; and this being a less ratio than that of DB to CB, which is the same as the ratio of *Defgb*, the surface of the internal pyramid without its base, to the internal polygon *efgb*: it follows, that the surface of the internal pyramid without its base is greater than the polygon *lmns*. The external polygon LMNS is greater than the circle of the radius KI, the internal polygon is less than that circle, and the ratio of the external polygon to the internal may become less than any assignable ratio of a greater quantity to a lesser. The surface of the external pyramid DEFGH, without the base, is greater than the convex surface of the cone; and the surface of the internal pyramid *Defgb*, without the base, is less than it. Therefore by substituting, in the general demonstration of the last article, the circle of the radius KI in place of the quantity AB, the external polygon LMNS for AQ, the internal polygon *lmns* for AP, the convex surface of the cone for *ab*, the surfaces of the external and internal pyramids without their bases for *aq* and *ap*; it will appear, that the convex surface of the cone and the circle of the radius KI are equal to each other. We have given so full an account of this demonstration the rather that a part of it has been sometimes misrepresented.

It is much in the same manner that he demonstrates the thirty first, fortieth and forty first, or, according to the celebrated Dr. BARROW's numbers, the thirty seventh, forty ninth and fiftieth of the same treatise : which are esteemed by so good a judge, for the usefulness of the propositions, the subtlety of the invention, and the elegance of the demonstration, amongst the most valuable discoveries in geometry. In the first of these he demonstrates, that the surface of a sphere is equal to four times

FIG. 4. the area of a great circle of the sphere. Let $AEBFDf$ be an equilateral polygon inscribed in the generating circle, of a number of sides that is any multiple of the number four; let $GHKLMkk$ be a similar polygon described about the circle, having its sides parallel to those of the internal polygon; and let Ee , Bb , Ff meet the diameter AD in Q , C and N . Suppose the semicircle ABD , with the inscribed and circumscribed polygons, to revolve on the diameter AD : and the conical surface generated by the chord AE shall be equal to a circle of a radius that is a mean proportional betwixt AE and EQ ; the surface generated by the chord EB shall be equal to a circle of a radius that is a mean proportional betwixt EB (or AE) and the sum of the perpendiculars EQ and BC ; and the surface generated by the whole perimeter of the internal polygon equal to a circle of a radius that is a mean proportional betwixt AE and the sum of the perpendiculars Ee , Bb and Ff . But supposing Be and Fb to meet the diameter AD in R and S , the triangles DAE , AEQ , QeR , RBC , CbS , SFN and DNf are similar; and DE is to AE , EQ to AQ , eQ to QR , CB to CR , bC to CS , FN to SN , and fN to DN in the same ratio: and therefore the sum of the perpendiculars Ee , Bb , Ff is to the diameter AD as DE is to AE . From which it follows, that the surface generated by the revolution of the internal polygon $AEBFD$ is equal to a circle of a radius that is a mean proportional betwixt AD , the diameter of the generating circle, and DE the right line drawn from one extremity of that diameter to the angle E that is next adjoining to its other extremity. In the same manner, the surface generated by the perimeter of the external polygon $GHKLM$ is equal to a circle of a radius that is a mean proportional betwixt MH (which is equal to OX or AD) and GM the diameter of

of the circle described about that polygon. Because DE is less than AD, but GM greater than AD, it follows that the surface generated by the perimeter of the internal polygon is always less, and the surface generated by the perimeter of the external polygon is always greater than a circle of the radius AD which (because AD is double of AC) is equal to four times the area of the generating circle. The surface of the sphere is also itself always a limit betwixt these inscribed and circumscribed surfaces; and because the ratio of these surfaces to each other is the duplicate of the ratio of GH to AE, or of CG to CA, it appears, that by increasing the number of the sides of the polygons the ratio of these surfaces may approach nearer to that of equality than any assignable ratio of inequality: therefore by substituting, in the general proposition demonstrated above, the surface of the sphere in place of AB, the quadruple area of a great circle in place of *ab*, the surfaces generated by the circumscribed and inscribed polygons for AQ and AP, and supposing *aq* and *ap* respectively equal to AQ and AP; it will be evident that the surface of the sphere and the quadruple area of its generating circle are equal to each other.

The surface generated by the perimeter AEBF, inscribed in any arch AF, is equal to a circle of a radius that is a mean proportional betwixt DE and AN, which is less than AF the mean proportional betwixt AD and AN: and the surface generated by the perimeter GHKL being, for the same reason, equal to a circle of a radius that is a mean proportional betwixt AD and GN, which exceeds the chord AF; it follows, that a circle of the radius AF is always a limit betwixt the surfaces generated by the perimeters of the internal and external polygons AEBF and GHKL. But the portion of the spherical surface generated by the revolution of the arch AF is always a limit betwixt the same circumscribed and inscribed surfaces: and these being to each other in the duplicate ratio of GH to AE, or of CG to CA, and therefore in a proportion that may approach to the ratio of equality nearer than any ratio of inequality; it follows, that the portion of the spherical surface generated by the revolution of the arch AF is equal to the area of a circle described with

with a radius equal to the right line AF. The surfaces, therefore, generated by arches terminated at A are as the squares of their chords, or as their versed sines; and parallel planes which divide the diameter of a sphere in equal parts, divide the surface of the sphere into equal parts at the same time.

From these propositions, it is easy to see how he was able to compare the sphere itself with the circumscribed cylinder or inscribed cone. Let CP, perpendicular from the center on AE, the side of the polygon, meet it in P: then the solid generated by the revolution of the triangle CAE being equal to a cone of the height CA upon a base equal to the circle generated by the perpendicular EQ, and this circle being to the surface generated by the revolution of the chord AE as the square of EQ is to the rectangle contained under AE and EQ, that is, as EQ is to AE, or CP to CA; it follows, (such cones being equal as have their heights and bases reciprocally proportional,) that the solid generated by the revolution of the triangle CAE is equal to a cone upon a base equal to the surface generated by AE of a height equal to CP. Let BE produced meet the axis in T; and, for the like reason, the solids generated by the triangles CET, CBT shall be equal to cones upon bases respectively equal to the surfaces generated by the revolution of the right lines ET and BT, of the height CZ equal to CP: so that their difference (or the solid generated by the triangle CEB) must be equal to a cone of the height CP upon a base equal to the surface generated by the right line EB. In like manner, the solid generated by the revolution of the whole inscribed polygon is equal to a cone of the same height CP upon a base equal to the surface generated by the perimeter of the polygon, which we have shewn to be always less than four times the area of a great circle of the sphere. For the same reason, the solid generated by the revolution of the external polygon GHKLM is equal to a cone of the height CO or CA, upon a base equal to the surface generated by the perimeter of that polygon, which, by what has been demonstrated, is greater than four times the area of a great circle of the sphere. A cone, therefore, upon a base equal to four times the area of a great circle of the sphere, of an altitude equal

equal to the radius, is always a limit betwixt the solids generated by the external and internal polygons. The sphere itself is also a limit betwixt these solids: and their proportion being the triplicate of that of GH to AE, or of CG to CA, which may approach nearer to a ratio of equality than any assignable ratio of inequality; it follows, that the sphere is equal to such a cone, or to four times a cone that has its base equal to the generating circle and its height equal to the radius; and that the sphere is to the circumscribed cylinder as two is to three. The sector of the sphere generated by the revolution of the sector of the circle CAE is shown, in like manner, to be equal to a cone upon a base equal to the portion of the spherical surface generated by the arch AE (or the circle described with the radius AE,) of a height equal to CA the radius of the sphere. These are the thirty second and forty second propositions of the same excellent treatise.

If we suppose the semicircle and semiellipse to revolve on their common axis AB, and to generate a sphere and spheroid; then **FIG. I.** the cone generated by the triangle AFN shall be to the cone generated by the triangle AHN in the duplicate ratio of FN to HN, or of the axis AB to its conjugate; because cones of the same height are as their bases. And in the same manner it appears, that the solid generated by the revolution of any polygon AFGH, inscribed in the circle, is to the solid generated by the revolution of the corresponding polygon AHKB, inscribed in the ellipse, as the square of the axis AB is to the square of its conjugate. The solid generated by the triangle TID is to the solid generated by the triangle TIE as the square of ID to the square of IE, or as the square of the axis AB to the square of its conjugate: and if any polygon be described about the circle, and a polygon be also described about the ellipse, so that the points of contact in the circle and ellipse be always in the same perpendiculars to the axis, the solids generated by these polygons shall be to each other in the same proportion. By supposing the circumscribed and inscribed polygons in the circle to be equilateral, and to have their corresponding sides parallel, it may be demonstrated, that the sphere is to the spheroid in the dupli-

duplicate ratio of the axis AB to its conjugate, and that the solids generated by the spaces FNMG, HNМК are in the same proportion. The spheroid, therefore, is quadruple of the cone of a height equal to half the axis AB, on a base equal to the circle described upon the conjugate axis as its diameter.

As the segment of the ellipse HEK, and the triangle HEK, are of a determined invariable magnitude in a given ellipse, when the ratio of CP to CE is given; so the portion of the spheroid (generated by the ellipse revolving on its axis AB) which is cut off by a plane through HK perpendicular to the plane AEB is of a determined magnitude, when the ratio of CP to CE is given. A cone upon the same base with this portion, that has its vertex in E, or in t , is also of an invariable magnitude, when that ratio is given; and there is a general property of the circumscribed and inscribed solids analogous to that above mentioned of the circumscribed and inscribed polygons.

ARCHIMEDES takes a different way for comparing the spheroid with the cone and cylinder, that is more general, and has a nearer analogy to the modern methods. He supposes the terms of a progression to increase constantly by the same difference, and demonstrates several properties of such a progression relating to the sum of the terms and the sum of their squares; by which he is able to compare the parabolic conoid, the spheroid and hyperbolic conoid, with the cone, and the area of his spiral line with the area of the circle. There is an analogy betwixt what he has shewn of these progressions, and the proportions of figures demonstrated in the elementary geometry; the consideration of which may illustrate his doctrine, and serve perhaps to shew that it is more regular and compleat in its kind than some have imagined *. The relation of the sum of the terms to the quantity that arises by taking the greatest of them as often as there are terms, is illustrated by comparing the triangle with the parallelogram of the same height and base; and what he has demonstrated of the sum of the squares of the terms

* See the preface to the *Analyse des infiniment petits*.

com-

compared with the square of the greatest term, may be illustrated by the proportion of the pyramid to the prism, or of the cone to the cylinder, their bases and heights being equal; and by the ratios of certain frustums or portions of these solids, which may be deduced from the elementary propositions.

The base AB of the rectangle ABCD being divided into any number of equal parts, AE, EF, FG, GB, and the perpendiculars ET, FV, CR being drawn meeting AC in H, I, L, and CD in T, V and R; the rectangles AH, EI, FL, GC may represent a progression of terms that constantly increase by a common difference equal to the least term AH. The sum of these rectangles form the figure AKHMIPLRCB which is described about the triangle ACB, and is always greater than the triangle: Their sum without the greatest term GC is equal to the figure EHNQLSB, which is inscribed in the triangle, and therefore is always less than it. The rectangle ABCD is the sum of as many terms equal to the greatest GC, as there are terms. And as the triangle ACB, or one half of the rectangle ABCD, is always a limit betwixt these circumscribed and inscribed figures; so, in general, if the greatest term of any progression of this kind be taken as often as there are terms, then one half of the quantity that is thus produced shall be always a limit betwixt the sum of all the terms and this sum without the greatest term: which coincides with the first proposition of the treatise of conoids and spheroids.

Suppose the same figure to revolve upon the axis AB, and while the triangle ABC generates a cone equal to the third part of the cylinder described by the rectangle ABCD, the rectangles AH, EI, FL, GC generate cylinders of equal heights; which are therefore as the squares of the right lines EH, FI, GL, BC, that increase constantly by the same difference equal to the first term EH. The sum of these cylinders, or the solid generated by the figure AKHMIPLRCB circumscribed about the triangle ABC, always exceeds the cone generated by that triangle: Their sum without the cylinder generated by the rectangle GC, being equal to the solid generated by the inscribed figure EHNQLSB, is always less than the same cone. The cylinder
C
generated

generated by the rectangle $ABCD$ is the sum of as many cylinders equal to that generated by GC , as there are terms. And as the cone generated by the triangle ABC , or one third part of the cylinder generated by $ABCD$, is always a limit betwixt the solids generated by the figures $AKHMIPLRCB$, $EHNIQLSB$; so, in general, one third part of the quantity that is produced by taking the square of the greatest term of any progression of this kind as often as there are terms, is always a limit betwixt the sum of the squares of all the terms and the same sum without the square of the greatest term. ARCHIMEDES demonstrates this proposition in a general way, and by it the proportion of the area of his first spiral line to the circumscribed circle. But PAPPUS * makes use of the ratio of the cone to the cylinder for the same purpose: and since we have the example of so accurate an author, we shall proceed to describe ARCHIMEDES's other theorems of this kind in the same manner.

The eleventh proposition of the treatise concerning spiral lines appears from comparing the cylinder generated by the rectangle $EBCT$ with the frustum of a cone generated by the trapezium $EBCH$, and with the solids generated by the figures $EMIPLRCB$, $EHNIQLSB$, the former of which is always greater than that frustum, and the latter less than it. For the cylinder generated by the rectangle $EBCT$ is to the frustum of a cone generated by the trapezium $EBCH$, as the square of BC is to the rectangle contained under the right lines BC and EH added to one third part of the square of the difference of these lines. The demonstration of which we shall subjoin, the rather that this proposition will be of use afterwards.

The rest of the construction remaining as in the fifth figure, FIG. 6. let ES parallel to AC , and HZ parallel to AB , meet BC in S Plate 2. and Z ; and, supposing BX to be a mean proportional betwixt BC and EH , or BZ , complete the parallelogram $EBXY$. Then let the rectangles $EBCT$, $EBXY$, by revolving on the axis AB , generate the cylinders $TCct$, $YXxy$, and the triangles ABC ,

* Collect. Mathem. lib. 4. prop. 21.

AEH,

Fig. 15.

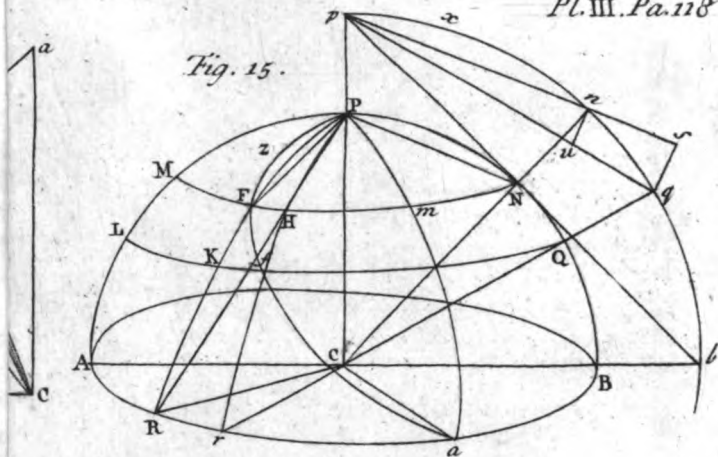


Fig. 16.

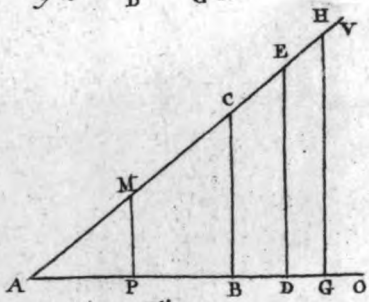
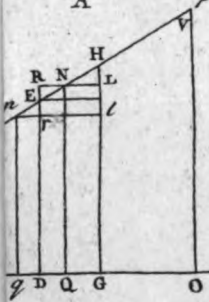
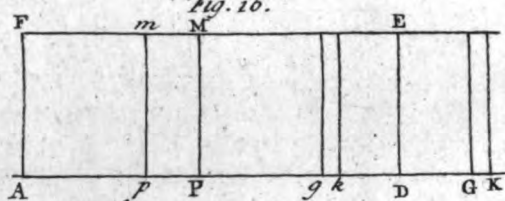
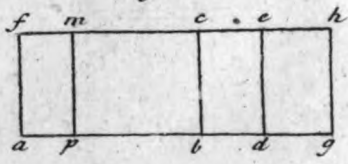
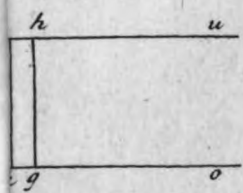


Fig. 18.



AEH, AET, EBC, EBS, EBX, EBZ generate the cones ACc, AHb, ATt, ECc, ESs, EXx, EZz; and the solid generated by the parallelogram ESCH shall be equal to the cylinder YXxy: as may be shewn from this known proposition, That the cube of BC exceeds the two cubes of BZ and CZ (or BS) by three times the parallelepipedon upon the square of BX of the height CZ: From which it follows, that the cone ACc exceeds the cones AHb, ESs by a solid equal to the cylinder YXxy. The same theorem may be demonstrated from the elementary propositions thus: The solid generated by the parallelogram ESCH is the sum of these which are generated by the triangles ESC and ECH. That which is generated by ESC is equal to the excess of twice the cone EXx above the cone EZz, because the square of BC (7. 2. Eucl.) added to the square of BZ is equal to two rectangles under BC and BZ (or twice the square of BX) added to the square of CZ or BS; and therefore the difference of the cones ECc, ESs (or the solid generated by ESC) is equal to the excess of twice the cone EXx above the cone EZz. The solid generated by the triangle ECH is equal to the excess of the solid generated by AEC (or the cone ATt) above the cone AHb. But the sum of the squares of BC and BX is to the sum of the squares of BX and BZ as BC is to BZ, or as AB is to AE; and therefore (17. 5. Eucl.) the difference of the squares of BC and BZ is to the sum of the squares of BX and BZ as EB is to AE: from which it follows, that the difference of the cones ATt, AHb (or the solid generated by ECH) is equal to the sum of the cones EXx and EZz. Therefore the solid generated by the parallelogram ESCH is equal to thrice the cone EXx, or to the cylinder XYyx; and the frustum HCcb is equal to that cylinder added to the cone ESs: so that the cylinder TCct is to the frustum HCcb as the square of BC is to the square of BX (or the rectangle under BC and EH) added to one third part of the square of BS, or CZ, the difference of BC and EH. It appears, therefore, that the cylinder generated by the rectangle EBCT is to the solid generated by the figure EMPLRCB in a less proportion, and to the solid generated by the figure EHNIQLSB in a greater proportion, than the ratio of the square of BC to the rectangle under the right

C 2

lines BC and EH added to one third part of the square of the difference of these right lines. In general, the quantity that is produced by taking the square of the greatest term (in such a progression as we described) one time less than the number of terms, is to the sum of the squares of the terms without the square of the least of them in a less proportion, and to the sum of their squares without the square of the greatest in a higher proportion, than the ratio of the square of the greatest term to the rectangle under the extreme terms added to the third part of the square of their difference.

In like manner, the third proposition of the treatise concerning conoids and spheroids appears by comparing the solid generated by the rectangle HZCT with those generated by the triangle HZC and the figures HMIPLRCZ, NIQLSZ, revolving about the axis AB; supposing EB to be divided into any equal parts EF, FG, GB. For the solid generated by any rectangle NM being to the solid generated by the rectangle NL as the difference of the squares of FI and EH to the difference of the squares of GL and EH, or as the rectangle contained under NI and the sum of $2EH$ and NI (6. 2. Eucl.) is to the rectangle under WL and the sum of $2EH$ and WL, the solids generated by the rectangles NM, WP, ZR increase in the same proportion as the spaces described in that proposition, which are supposed to be applied on a given line, (as $2EH$), and to exceed by squares that have their sides (as NI, WL, ZC) constantly increasing by a difference equal to the side of the first excess. But the solid generated by the triangle HZC is equal to the solid generated by the rectangle HX added to the cone ESs, by what has been demonstrated; and therefore the solid generated by the rectangle HZCT is to the solid generated by the triangle HZC as the difference of the squares of BC and BZ (or the rectangle CZc) is to the difference of the squares of BX and BZ (or the rectangle CZB) added to one third part of the square of BS, or CZ; that is, as Zc, or the sum of BC and BZ, is to the sum of BZ and one third part of CZ; and therefore as the sum of $2EH$ and CZ is to the sum of EH and one third part of CZ. From which it follows, that the solid generated by the

the

the rectangle HC is to that which is generated by the figure HMIPLBCZ in a less proportion, and to the solid generated by NIQLSZ in a greater proportion, than that ratio. From this and the preceding theorems ARCHIMEDES deduces many propositions relating to conoids and spheroids, and various portions of these solids: the most considerable of which may be demonstrated in the following manner, that differs little from his own method, and may possibly be the same by which he discovered them.

Let AIC be a parabola, A the vertex, AB a part of the axis, BC an ordinate; complete the rectangle ABCD, and the conoid generated by the parabolic area AICB about the axis AB shall be equal to one half of the cylinder generated by the rectangle ABCD. By continually bisecting the parts of the axis AB let it be divided into the equal parts AE, EF, FG, GB; and let the ordinates EH, FI, GL meet the curve in H, I, L, the right line DC in T, V, R, and the right line AC in X, Y and Z. Complete the rectangles AH, FH, EI, GI, FL, GS, as also the rectangles AX, EY, FZ, GC, En, Fq and Gr; and the cylinders generated by AH, EI, FL, GC, having equal altitudes, are as their bases, or as the squares of the ordinates EH, FI, GL BC, and therefore as the parts of the axis AE, AF, AG, AB, or as the rectangles AX, EY, FZ, GC. From which it follows, that the cylinder generated by the rectangle ABCD, the solids generated by the circumscribed figure AKHMIPLRCB and the inscribed figure EHNIQLSB, are in the same proportion to each other as the rectangle ABCD and the figures AkXmYpZRCB, EXnYqZsB; and consequently one half of the cylinder generated by ABCD is always a limit betwixt the solid circumscribed about the conoid and that which is described in it. The conoid itself is also always a limit betwixt the same circumscribed and inscribed solids; and the difference of these solids being equal to the cylinder generated by the rectangle GC, which, by continually bisecting the parts of the axis, may become less than any solid that can be assigned: it follows, that the conoid generated by the parabolic area AICB is equal to half the cylinder generated by the rectangle ABCD. If a parabolic conoid be cut by planes parallel to each other, but oblique to the axis, the sections are similar.

similar ellipses; and any portion of the solid cut off by such a plane is shewn, in like manner, to be equal to one half of a cylinder of the same base and altitude.

FIG. 8. Let CA , CB be the femiaxes of an ellipse AIB ; complete the rectangle $CADB$, and join CD . Let CA be divided, by a continual bisection, into the equal parts AE , EF , FG , GC ; draw the ordinates EH , FI , GL meeting BD in T , V , R , and CD in X , Y , Z ; complete the rectangles AH , FH , EL , GI , FL , CL , and the rectangles DX , VX , TY , RY , VZ , BZ . Then, because the square of any ordinate EH is to the difference of the squares of CA and CE as the square of CB is to the square of CA , and the difference of the squares of AD (or ET) and EX is to the difference of the squares of CA and CE in the same proportion; it follows, that the square of EH is equal to the difference of the squares of ET and EX , and that the circle described by EH is equal to the difference of the circles described by ET and EX : so that the cylinder generated by the rectangle $AEHK$ must be equal to the solid generated by the rectangle $DTXk$. In like manner, the solid generated by the circumscribed figure $AKHMIPRLBC$ is equal to that which is generated by the figure $DkXmYpZGCB$, which always exceeds the solid that is generated by the triangle CDB ; and the solid generated by the inscribed figure $EHNIQLSC$ is equal to that which is generated by the figure $TXnYqZsB$, which is always less than the solid generated by that triangle. Therefore the solid generated by the triangle CDB and the part of the spheroid which is generated by the elliptic area $AIBC$ are constantly limits betwixt the same circumscribed and inscribed solids; and the difference of these solids being equal to the cylinder generated by the rectangle BG , which, by continually bisecting the parts of the axis, may become less than any solid that can be assigned; it appears, that the solids generated by the elliptic area $AIBC$ and the triangle DCB are equal, and that the portion of the spheroid generated by the elliptic area AEB is equal to the solid generated by the triangle DTX revolving about the axis AC . But the solid generated by the triangle DXk , by what has been demonstrated, is to the solid generated by the rectangle $DTXk$ (or the cylinder generated

generated by AEHK) as the sum of EX and one third part of TX is to the sum of 2EX and TX, or as the sum of CA and 2CE is to the triple sum of CA and CE; and therefore the portion of the spheroid generated by the elliptic area AEH is to the inscribed cone generated by the triangle AEH as the sum of 2CA and CE is to the sum of CA and CE.

In the same manner, CA being any femidiameter of the generating ellipse, Bb the conjugate diameter, Dd a tangent at A, BD and bd parallel to CA, suppose a cylinder BDbb to be described about half the spheroid ABkn touching it in the circumference of the section Bkbn perpendicular to the plane ABb, and suppose the cone CDrd to be inscribed in this cylinder. Then, if any plane cut BAb perpendicularly in the ordinate Hb, (that meets BD, bd, CD, cd in T, t, X and x,) the sections of the spheroid, cylinder and cone made by this plane being similar ellipses, and the square of EH being equal to the excess of the square of ET above the square of EX; it follows, that the ellipse which is the section of the spheroid with that plane, is equal to the difference of the ellipses that are the sections of the cylinder and cone made by the same plane. From which it may be demonstrated, as in the preceding article, by continually bisecting the parts of CA, and by circumscribing and inscribing cylinders of equal heights about the spheroid and cone, that the portion of the spheroid AHb is equal to the excess of the frustum of the cylinder DTtd above the frustum of the cone DXxd; and that the portion of the spheroid AHb is to the inscribed cone AHb of the same base and altitude as the sum of 2CA and CE is to the sum of CA and CE.

FIG. 9.

Let AIB be an hyperbola, O the center, AC a part of the axis, A the vertex, AD a tangent meeting the asymptote OD in D, CB an ordinate meeting OD in e and Dd parallel to the axis in d; let ef, Bb parallel to the axis meet AD in f and b, and the rest of the construction be similar to that of the eighth figure. The square of any ordinate EH being equal to the difference of the squares of EX and ET, the circle described by EM is equal to the difference of the circles described by EX and ET, the

FIG. 10.

the cylinder generated by the rectangle $AEHK$ equal to the solid generated by the rectangle $DTXk$; and, in like manner, the solids generated by the whole circumscribed and inscribed figures $AKHMIPLRBC$, $EHNIQLSC$ are respectively equal to the solids generated by the figures $DkXmYpZged$, $TXnYqZsd$. From which it follows, that the solid generated by the triangle Dde is always a limit betwixt the solid generated by the figure described about the hyperbolic area, and that which is generated by the figure described in it. The portion of the conoid generated by that area is always a limit betwixt the same solids: and the difference of these solids being equal to the cylinder generated by the rectangle GB , which, by continuing to bisect the parts of the axis, may become less than any solid that can be assigned; it appears that the portion of the conoid generated by the area ABC is equal to the solid generated by the triangle Dde . But this solid, by what has been demonstrated, is to the solid generated by the rectangle $Ddef$, or cylinder generated by the rectangle Cb , as the sum of $2AD$ and Ce is to the triple sum of AD and Ce ; and therefore the conoid generated by the hyperbolic area ABC is to the inscribed cone generated by the triangle ABC as the sum of $2AD$ and Ce is to the sum of AD and Ce , or as the sum of $2OA$ and OC is to the sum of OA and OC . Any portion of the conoid cut off by a plane oblique to the axis, is to the inscribed cone in a like proportion; as may be demonstrated much in the same manner.

The following general theorem comprehends the preceding propositions and several others of the same kind. It contains a property which extends to all the solids that can be generated by any conic section revolving upon its axis, including the sphere and cone, and may be of use in mensuration. A frustum or portion of any such solid terminated by any two parallel planes, and a cylinder of the same height with the frustum upon a base equal to the section of the solid made by a parallel plane that bisects the altitude of the frustum, differ from each other always by the same magnitude, in the same or in similar solids, when the inclination of the planes to the axis and the altitude of the frustum are given. In the parabolic conoid this difference vanishes,

vanishes, the frustum being always equal to a cylinder of the same height upon the section of the conoid that bisects the altitude of the frustum and is parallel to its bases. In the sphere, the frustum is always less than the cylinder by one fourth part of a right-angled cone of the same height with the frustum, or by one half of a sphere of a diameter equal to that height : and this difference is always the same in all spheres whatsoever, when the altitude of the frustum is given. In the cone, the frustum always exceeds the cylinder by one fourth part of the content of a similar cone that has the same height with the frustum. In the hyperbolic conoid, this excess is the same as in the cone generated by the triangle OCe formed by the axis OC FIG. 10. the asymptote Oe and the perpendicular Ce , the altitude of the frustums and the inclination of the axis to their bases being the same in both. In the spheroid $ABkb$, the cylinder exceeds the FIG. 9. frustum : and the difference betwixt them is the same as in the cone $CDrd$, the plane Drd , or Bkb , being supposed parallel to those which terminate the frustum. In different inclinations of those planes, when the altitude of the frustum is given, that difference is reciprocally as the cube of the diameter Bb which is the conjugate of CA , the axis of the frustum. But if the altitude of the frustum be also varied so as to be reciprocally proportional to the diameter Bb , then the difference betwixt the frustum and cylinder shall be always of the same magnitude in the same spheroid or conoid. When the inclination of the axis of the solid to the planes that terminate the frustum is given, the difference betwixt the frustum and cylinder, in the same or in similar solids, is as the cube of their common altitude.

The truth of this general theorem will easily appear from what has been demonstrated of these solids, if we prove that it obtains in the cone. Resuming, therefore, the construction of the sixth figure, let EB the altitude of the frustum generated by FIG. 11. the trapezium $EBCH$ be bisected in f ; let fa parallel to BC meet AC in a , eb parallel to AB passing through a meet BC and EH in b and e ; and, BR being equal to bZ , or one half of CZ , complete the parallelogram $EBRV$. Then, since CZ is bisected in b , the rectangle CBZ (or the square of BX) added

D

ded to the square of bZ , or BR , is equal (6. 2. Eucl.) to the square of Bb ; and the cylinder generated by the rectangle Be is therefore equal to the sum of the cylinders generated by the rectangles BY and BV . The frustum of a cone generated by the trapezium $EBCH$ is equal to the cylinder generated by the rectangle BY added to the cone generated by the triangle EBS , by what has been demonstrated; and therefore this frustum exceeds the cylinder generated by the rectangle Be by the excess of the cone generated by the triangle EBS above the cylinder generated by the rectangle BV ; that is, (because BR is one half of BS .) by one fourth part of the cone generated by the triangle EBS . But this excess is always of the same magnitude, in the same or in similar cones, when EB the altitude of the frustum is given: Therefore, if a cone is cut by three planes perpendicular to its axis at equal distances from each other, the frustum comprehended betwixt the first and third plane exceeds the cylinder of the same height upon the middle section as its base, by a similar cone of a height equal to the altitude of the frustum; which excess is always of the same magnitude, in the same or in similar cones, when that height is given. In like

FIG. 12. manner, it may be demonstrated, that if the parallel planes Cmc , Knk , Hhb , at equal distances from each other, be oblique to the axis of the cone, but perpendicular to the plane $ACBc$ that passes through the axis in the right lines Cc , Kk and Hb ; and $ESxs$ be a cone similar to $ACmc$, of the same height with the frustum $CHbc$: then this frustum shall exceed the cylinder of an equal height on the base Knk by one fourth part of the cone $ESxs$.

FIG. 8. The frustum of the spheroid generated by the area $EHLG$ is equal to the solid generated by the trapezium $TXZR$; and the cylinder generated by the rectangle $EMQG$ is equal to the solid generated by the rectangle $TRqm$, by what has been demonstrated above: Therefore the difference betwixt the frustum and cylinder in the spheroid is the same as in the cone generated by the triangle CAD , the altitudes of the frustums being equal. In the hyperbolic conoid generated by the area

FIG. 10. $AIBC$ revolving on the axis AC , the frustum generated by the area

area EHLG is equal to the solid generated by the trapezium TXZr, and the cylinder generated by the rectangle EMQG is equal to the solid generated by the rectangle Trqm; and therefore the difference betwixt the frustum and cylinder is the same as in the cone generated by the triangle OCe revolving on the same axis, the altitudes of the frustums being equal. And by a similar demonstration this property is extended to any frustums of these solids terminated by parallel planes oblique to the axis of the generating figure.

But to return to ARCHIMEDES: He was the first who was able to give the exact quadrature or mensuration of a space bounded by the arch of a curve and a right line, by demonstrating, that if ABC be any segment of a parabola, and DB parallel to the axis of the figure bisecting the base AC in D meet the curve in B, the segment is to the inscribed triangle ABC as four is to three, or is equal to the triangle ACa, the right line Ca parallel to the axis being [to BD in that proportion. His demonstration may be represented in the following manner. Let the base AC by a continual bisection be divided into the equal parts AR, RG, GS, SD, DX, XE, EY, YC, and let parallels to the axis through the points of division meet the curve in P, H, M, B, N, F, V. Then, if RP pass through the division of the base that is next to the point A, and meet Aa in d, the figure APHMBNFVC inscribed in the parabolic segment shall be always equal to the trapezium CRda, as we shall shew afterwards. By continuing to bisect the parts of the base AC, the point R shall approach to A, and the trapezium CRda to the triangle CAa so that their difference may become less than any quantity that can be assigned. The inscribed polygon APHMBNFVC at the same time approaches to the area of the parabolic segment ABC, so that their difference may also become less than any quantity that is assignable; for the tangent at H being parallel to AB, any triangle AHB must be greater than half the segment AHB in which it is inscribed. Therefore the parabolic segment ABC and the triangle AaC are equal to each other. For if the triangle AaC should be supposed to exceed the parabolic segment ABC by any space, as O; then, since by continuing

FIG. 13.
Plate 3.

ning the divisions of the base AC the triangle ARd might become less than the space O , the trapezium $CRda$, by approaching to the triangle CAa so as to differ from it by a space less than O , might exceed the parabolic segment ABC ; and the polygon $APHMBNFVC$, which is always equal to the trapezium $CRda$, might exceed the parabolic segment in which it is inscribed: which is absurd. If the parabolic segment should be supposed to exceed the triangle CAa by any space O ; then, since by continuing to bisect the base AC the inscribed polygon might approach to the parabolic segment so as to differ from it by a space less than O , this polygon might exceed the triangle CAa . But the inscribed polygon being always equal to the trapezium $CRda$, and the point R being always betwixt A and C , the polygon must be always less than the triangle CAa ; and these are contradictory. Therefore the parabolic segment ABC and the triangle AaC are precisely equal to each other, or the segment ABC is to the inscribed triangle ABC as Ca is to BD , that is, as four is to three.

We supposed, that the inscribed polygon $APHMBNFVC$ is always equal to the trapezium $CRda$. To complete the demonstration, let DB bisecting AC , GH bisecting AD , RP bisecting AG meet Aa in the points b, c, d respectively; let GH, RP meet AB, AH in L and l ; and let HQ parallel to AC meet BD in Q , and Pq parallel to AB meet GH in q . The triangle ABC is equal to the trapezium $CDba$; because the triangle ACA is to the triangle ABC as Ca is to BD , or as four is to three: and the triangle ACA being quadruple of ADb ; it is to the trapezium $CDba$ in the same proportion of four to three. The sum of the triangles AHB, BFC is equal to the trapezium $DGcb$; because the sum of these triangles is to the triangle ABC as HL (or BQ) is to BD , or as the square of HQ (or GD) is to the square of AD ; that is, as one is to four: and the trapezium $DGcb$ is to the trapezium $CDba$ (or the triangle ABC) in the same proportion. In like manner, the sum of the triangles APH, HMB, BNF, FVC is equal to the trapezium $GRdc$; because the sum of these triangles is to the sum of the triangles AHB, BFC as Pl (or Hq) is to HL , or as the square of Pq is to the square

square of AL , or as the square of RG is to the square of AG ; that is, as one is to four: and the trapezium $GRdc$ is to the trapezium $DGcb$ (which is equal to the sum of the triangles AHB , BFC) in the same proportion. Thus it appears, that the sum of the triangles which are subducted from the parabolic segments, and added to the inscribed polygon at every new bisection of the parts of the base AC , is always equal to the trapezium that is at the same time added to $CRda$ by bisecting AR the part of the base next adjoining to the point A ; and therefore the polygon $APHMBNFVC$ inscribed in the parabolic segment is always equal to the trapezium $CRda$ terminated by the given right line Ca and a parallel Rd drawn through R the division of the base next adjoining to the point A . This trapezium $CRda$ approaches continually to its limit the triangle CAa ; the inscribed polygon at the same time approaches to the parabolic segment its limit; and these are equal to each other, as we have demonstrated. After all the methods that have been proposed for demonstrating the quadrature of the parabola, this, which we have described from the inventor, seems to have a particular elegance. On this occasion, he shews how to find the sum of any number of terms that decrease constantly in the proportion of four to one; and, by this example of a geometrical progression, (as it is commonly called,) opened up a subject which has been treated at great length by the modern Geometricians.

ARCHIMEDES having demonstrated the quadrature of the parabola; having also shewn how to approximate to the area of the circle and ellipse, and how to compare spheres, spheroids and conoids, or any portions of these solids, with given cylinders or cones: there seems to have been nothing neglected by him that was necessary to complete the mensuration of all the figures then received into geometry, and of the solids generated by them, if it was not an approximation to the hyperbolic areas. But this does not appear to have been much considered by Geometricians, till the analogy of these areas with the logarithms was observed; and the solution of the most difficult problems of this kind was found to depend on the measures of angles or the areas.

reas.

reas of the circle, and the measures of ratios or the areas of the hyperbola. Besides what relates to the circle and conic sections, and the solids generated by them, he has given us a treatise concerning the spiral line which is described by a point moving with a given velocity along a right line that revolves at the same time with an uniform angular motion about one of its extremities. The proportion of the area of this curve to the area of the circumscribed circle is easily deduced from the principles which have been already demonstrated.

FIG. 14. Let C be the beginning of the spiral, CE the situation of the revolving ray at the beginning of the motion; and the angles ECA, ACB, BCD, DCE being equal, let CA, CB, CD, CE meet the spiral in A, B, D and E: Then, the angular motion of the ray, and the motion of the point that describes the curve along the ray, being both uniform, the right lines CA, CB, CD, CE must always increase by the same difference equal to the first line CA. From the center C describe the similar arches AG, BI, DL, EN, which meet CE, CA, CB, CD in G, I, L and N without the spiral, as also the similar arches AH, BK, DM that are all within the spiral, and meet CB, CD, CE in H, K and M. The spiral area CABDE is always a limit betwixt the sum of the circumscribed sectors CGA, CIB, CLD, CNE and the sum of the inscribed sectors CAH, CBK, CDM. The circle described with the radius CE is the sum of as many sectors, equal to the greatest CNE, as there are sectors; and therefore (since the sectors are as the squares of CA, CB, CD, CE) one third part of the area of this circle is also a limit betwixt the sums of the same circumscribed and inscribed sectors. The difference of the sums of these sectors is equal to CNE, which, by bisecting the angles at C, may become less than any space that can be assigned: From which it follows, that the spiral area CABDE is equal to one third part of the circle of the radius CE. In like manner, the whole spiral area generated by the ray drawn from the point C to the curve while it makes two revolutions, is the third part of a space that is double of the circle described with a radius equal to 2CE; and the whole area generated by the ray from the beginning of the motion till after any number of revolutions, is equal

equal to the third part of a space that is the same multiple of the circle described with the greatest ray, as the number of revolutions is of unit. Any portion of the area of the spiral that is terminated by the curve CmA and the right line CA is shewn, in the same manner, to be equal to one third part of the sector CAG , terminated by the right line CA , and CG the situation of the revolving ray when the point that describes the curve sets out from C . We shall afterwards give an account of his theorems concerning the tangents of this curve.

PAPPUS * takes occasion, from the spiral of ARCHIMEDES, to consider that which is described by similar motions on the surface of a sphere, and finds a portion of the surface terminated by this spiral to be equal to the square of the diameter. Let C be the center of the sphere, $ARBA$ a great circle, P its pole; **FIG. 15.** and while the quadrant PMA revolves about the pole P with an uniform motion, let a point proceeding from P move with a given velocity along the quadrant, and trace upon the spherical surface the spiral $PFfa$. Let PMA be the situation of the quadrant at the beginning of the motion, and let the point that describes the spiral come to a when the quadrant comes to the situation Pma . Suppose any two quadrants PFR , Pfr to meet the spiral in F , f and the circle ARB in R and r ; through F and f from the pole P describe the circles MFN , LfQ , meeting the semicircle APB in M , N , L and Q ; let the circle MFN meet Pfr in H , and LfQ meet PFR in K , and Hf shall be to Rr as the quadrant PMA is to the arch Aa , or as the velocity of the point, which describes the spiral, along the quadrant PFR to the velocity of R in the circle ARB . Upon CP let Cp be taken so that the square of CP may be to the square of Cp in the same proportion. From C as center describe the circle pnb in the same plane with APB ; produce CN and CQ till they meet this circle in n and q ; from the center p describe through n and q the arches nu , qs meeting pq , pn in the points u and s . Then, since the area PFH is to PRr as the square of the chord PF is to the square of the chord PR , and the a-

* Collect. Mathem. lib. 4. prop. 30.

rea PRr is to the sector CRr as the square of PR is to the square of CR , the area PFH is to CRr as the square of PF (or PN) is to the square of CR , or CN . But CRr is to CNQ as Rr is to NQ , and therefore as the square of Cp is to the square of CP , or as the square of pn is to the square of PN ; so that the area PFH is to the sector CNQ as the square of pn is to the square of CN . The angle npu being equal to one half of the angle NCQ , the sector pnu is to one half of the sector CNQ in the same proportion of the square of pn to the square of CN : Therefore the area PFH is double of the sector pnu ; and, in the same manner, the area PKf is double of the sector pqs . If we suppose the quadrants from the pole P to divide the arch Aa into any number of equal parts, and to meet the spiral in any points as F, f , the right lines CN, CQ produced to the circle pnb will divide the quadrant pnb into the same number of equal parts: and the spaces PFH inscribed in the area $PFfaP$ being always double of the sectors pnu inscribed in the segment $pnbp$, the spaces PKf that are described about the spiral area being always double of the sectors pqs described about that segment, and the difference betwixt the sum of the circumscribed and inscribed sectors being equal to the greatest sector, (which, by continuing to bisect the parts of the arch Aa , or quadrant pnb , may become less than any assignable quantity;) therefore the area $PFaP$ terminated by the spiral PFa and the quadrant Pma is double of the segment $pnbp$. The arch ARa is to the quadrant PMA (and the sector CAa to the quadrant $CPNB$) as the square of Cp is to the square of CP , or as the area $Cpnb$ to the area $CPNB$; and therefore the sector CAa is equal to the quadrant $Cpnb$. But it follows, from what has been demonstrated above after ARCHIMEDES, that the surface $PMARampP$ is double of the sector CAa ; and therefore it is also double of the quadrant $Cpnb$. From this surface take away the part $PZFampP$, and there remains the surface $PMARaFZP$ (bounded by the quadrant PMA , the arch ARa and the spiral $PZFa$) double of the triangle Cpb , and therefore equal to the square of the right line Cp .

Suppose, for example, the quadrant PMA to make a compleat revolution in the same time that the point which traces the spiral

ral on the surface of the sphere describes the quadrant, which is the case considered by PAPPUS. Then, Rr being quadruple of Hf or NQ , Cp must be double of CP , and therefore equal to AB the diameter of the sphere. The portion of the spherical surface terminated by the whole spiral, the circle $ARBA$ and the quadrant PMA , is equal to the square of AB . In any other case the area $PMA\Delta FzP$ is to the square of the diameter AB , in the same proportion as the arch $A\Delta$ is to the whole circumference $ARBA$; and this area is always to the spherical triangle $PA\Delta$, as the inscribed square is to the circle.

It is demonstrated in the same manner, that the area $PZFP$ is double of the segment $pxnp$. But the sector CAR is to the sector CPN , as the arch AR is to the Arch PN , and consequently, as the square of Cp is to the square of CP , or as the sector cpn is to CPN ; so that the sector CAR is equal to cpn : and the spherical triangle PAR , being double of the sector CAR , it is also double of Cpn . From this spherical triangle subduct the area $PZFP$, and the remainder $PMARFZP$ must be double of the triangle Cpn . Therefore the portion of the spherical surface, terminated by the quadrant PMA , the arches AR , FR and the spiral PZF , admits of a perfect quadrature, when the ratio of Cp to CP , or of the arch $A\Delta$ to the whole circumference, can be assigned.

We have now given a summary account, of the progress that was made by the ancients in measuring and comparing curvilinear figures, and of the method by which they demonstrated all their theorems of this kind. It is often said, that curve lines have been considered by them as polygons of an infinite number of sides. But this principle no where appears in their writings. We never find them resolving any figure, or solid, into infinitely small elements. On the contrary, they seem to avoid such suppositions, as if they judged them unfit to be received into geometry, when it was obvious that their demonstrations might have been sometimes abridged by admitting them. They considered curvilinear areas as the limits of circumscribed or inscribed figures of a more simple kind, which approach to these

E

limits

limits, (by a bisection of lines, or angles, that is continued at pleasure,) so that the difference betwixt them may become less than any given quantity. The inscribed or circumscribed figures were always conceived to be of a magnitude and number that is assignable; and from what had been shewn of these figures, they demonstrated the mensuration, or the proportions, of the curvilinear limits themselves, by arguments *ab absurdo*. They had made frequent use of demonstrations of this kind from the beginning of the Elements; and these are in a particular manner adapted for making a transition from right-lined figures to such as are bounded by curve lines. By admitting them only, they established the more difficult and sublime part of their geometry on the same foundation as the first elements of the science. Nor could they have proposed to themselves a more perfect model.

We have already observed, how solicitous ARCHIMEDES appears to be, that his demonstrations should be found to depend on those principles only that had been universally received before his time. In his treatise of the quadrature of the parabola, he treats of a progression whose terms decrease constantly in the proportion of four to one, which we expressed by the trapezia

FIG. 13. $CDba$, $DGcb$, $GRdc$, &c. But he does not suppose this progression to be continued to infinity, or mention the sum of an infinite number of terms; though it is manifest, that all which can be understood by those who assign that sum was fully known to him. He appears to have been more fond of preserving to the science all its accuracy and evidence, than of advancing paradoxes; and contents himself with demonstrating this plain property of such a progression, That the sum of the terms continued at pleasure, added to the third part of the last term, amounts always to four thirds of the first term; as the sum of the trapezia $CDba$, $DGcb$, $GRdc$, added to one third part of the last trapezium $GRdc$, amounts always to four thirds of the first trapezium $CDba$, or to the triangle CAa . Nor does he suppose the chords of the curve to be bisected to infinity; so that after an infinite bisection the inscribed polygon might be said to coincide with the parabola. These suppositions had been

new

new to the Geometricians in his time, and such he appears to have carefully avoided.

He has demonstrated many other theorems of this kind from the properties of certain progressions, the terms of which correspond to the circumscribed and inscribed figures: but he never supposed these terms, or figures, to increase or decrease by infinitely small differences, and to become infinite in number; that their sum might be supposed equal to the curvilinear area, or solid. It was sufficient for his purpose, to assign a quantity that is always a limit betwixt the sum of all the terms of the progression, and the same sum without one of the extreme terms; as the area, or solid, is always a limit between the sum of the circumscribed and the sum of the inscribed figures, which sums differ from each other in the extreme figures only. He considered but one decreasing geometrical progression, and shewed how to find in an arithmetical progression the sum of the terms and of their squares only. Of late, other geometrical progressions have been employed successfully, for measuring the areas of curves; the sums of the cubes, and of all the other powers, of the terms in an arithmetical progression have served for the same purpose: and each of his discoveries has produced some extensive theory in the modern geometry.

His method has been often represented as very perplexed, and sometimes as hardly intelligible. But this is not a just character of his writings, and the ancients had a different opinion of them*. He finds it necessary indeed to premise several propositions to the demonstration of the principal theorems; and on this account his method has been excepted against as tedious. But the number of steps is not the greatest fault a demonstration may have; nor is this number to be always computed from those that may be proposed in it, but from those that are neces-

* Plutarch celebrates the simplicity and plainness with which he treats the most difficult and abstruse questions: *Οὐ γὰρ ἐστὶν ἐν γεωμετρίας χαλεπωτέρας ἢ βαρυτέρας ἀποδείξεις ἐν ἀπλυσίαις λαβαίνῃ καὶ καθαρωτέρας σοιχείαις γραφόμενας.* *Plut. in vita Marcelli.*

fary to make it full and conclusive. Besides, these preliminary propositions are generally valuable on their own account, and render our view of the whole subject more clear and compleat. In his treatise of the sphere and cylinder, for example, by his demonstrating so fully the mensuration of the surfaces and solids, generated by the internal and external polygons, we not only see how the surface and solid content of the sphere itself is determined, but we acquire a more perfect knowledge of this theory, and of all that relates to it, with a satisfaction that we are sensible is often wanting in the incompleat demonstrations of some other methods.

By so many valuable discoveries demonstrated in so accurate a manner, and by the admirable use he made of his knowledge in the celebrated siege of his native city *, and upon other occasions †, ARCHIMEDES has distinguished himself amongst the Geometricians, and has done the greatest honour to this part of learning. He has not however escaped the censures of some writers, who, being unskilful in geometry, and unable to reconcile their own conceits with his demonstrations, have represented him as in an error, and misleading Mathematicians by his authority ‡. But though Mathematicians may be grateful, authority has not any place in this science; and no Geometrician ever pretended, from the highest veneration for ARCHIMEDES, SIR ISAAC NEWTON or others, to rest on their judg-

* How he disconcerted all the efforts of two Roman armies, commanded by the Proconsul Marcellus and by Appius Claudius, in the siege of Syracuse, (till the city being taken by surprise and treachery, an end was put to his life and enquiries at once,) is described at length by Polybius, Livy, Plutarch, &c. He was called *πολύμηχανος* and *ἐκαστόνχειρ*; and, according to Plutarch, acquired the reputation of more than human learning. Medals of Syracuse, with figures that are supposed to refer to his discoveries, serve rather to justify his countrymen from the reproach of ingratitude which some have imputed to them, than to do honour to the immortal Archimedes. *Paruta Sicil. Spawbryn, in operat. 1. Juliani.*

† Diodorus Siculus tells us, (*lib. 5.*) that when Archimedes travelled into Egypt, he invented machines that were of great use to that nation, and procured him an universal reputation.

‡ *Decepit illos auctoritas Archimedidis, &c. Hobbes de principiis & ratiocinatione Geometrarum.* The learned Joseph Scaliger and others have also writ against him.

ment.

ment in a matter of geometrical demonstration. The pursuit of general and easy methods may have induced some to make use of exceptionable principles; and the vast extent, which the science has of late acquired, may have occasioned their proposing incomplete demonstrations. They may have also sometimes fallen into mistakes: but it will be found difficult to assign one false proposition that has been ever generally received by Geometricians; and it is hardly possible, that accusations of this nature can be more misplaced.

In what ARCHIMEDES had demonstrated of the limits of figures and progressions, there were valuable hints towards a general method of considering curvilinear figures; so as to subject them to mensuration by an exact quadrature, an approximation, or by comparing them with others of a more simple kind. Such methods have been proposed of late in various forms, and upon different principles. The first essays were deduced from a careful attention to his steps*. But, that his method might be more easily extended; its old foundation was abandoned, and suppositions were proposed which he had avoided. It was thought unnecessary to conceive the figures circumscribed or inscribed in the curvilinear area, or solid, as being always assignable and finite; and the precautions of ARCHIMEDES came to be considered as a check upon Geometricians, that served only to retard their progress. Therefore, instead of his assignable finite figures, indivisible or infinitely small elements were substituted; and these being imagined indefinite, or infinite, in number, their sum was supposed to coincide with the curvilinear area, or solid.

It was however with caution that these suppositions were at first employed in geometry by CAVALERIUS, the ingenious author of the method of indivisibles, and by others. He discovered a method, which he found to be of a very extensive use,

* C'etoit en observant de près la marche d'Archimede qu'il [*M. de Roberval*] étoit arrivé à cette sublime & merveilleuse science, &c. *Ouvrag. de l'Acad. Royal.* 1693. This is generally acknowledged by the writers of that time.

and

and of an easy application, for measuring or comparing planes and solids; and would not deprive the public of so valuable an invention. In proposing it, he strove to avoid * the supposing magnitude to consist of indivisible parts, and to abstract from the contemplation of infinity; but he acknowledged, that there remained some difficulties in this matter which he was not able to resolve. Therefore he subjoined more unexceptionable demonstrations to those he had deduced from his own principles; and the disputes which ensued (the first of any moment that were known between Geometricians) justified his precautions. Afterwards, infinitely small elements were substituted in place of his indivisibles; and various improvements were made in this doctrine. The method of ARCHIMEDES, however, was often kept in view, and frequently appealed to as the surest test of every new invention. The harmony betwixt the conclusions that arose from the old and new methods contributed not a little to the credit which the latter at first acquired; till being more and more relished, they came at length to be generally admitted on their own evidence, and seem'd to merit so favourable a reception, by the great advantages that were derived from them for resolving the most difficult problems, and demonstrating the most general theories, in a brief and easy manner.

But when the principles and strict method of the ancients, which had hitherto preserved the evidence of this science entire, were so far abandoned, it was difficult for the Geometricians to determine where they should stop. After they had indulged themselves in admitting quantities, of various kinds, that were not assignable, in supposing such things to be done as could not possibly be effected, (against the constant practice of the ancients,) and had involved themselves in the mazes of infinity; it was not easy for them to avoid perplexity, and sometimes error,

* Quoad continui compositionem, manifestum est ex præsentis, ad ipsum ex indivisibilibus componendum nos minimè cogi: solum enim continua sequi indivisibilium proportionem, & è converso, probare intentum fuit; quod quidem cum utraque positione stare potest. Tandem verò dicta indivisibilium aggregata non ita pertractavimus, ut infinitatis rationem propter infinitas lineas seu plana subire videantur, &c. *Cavalieri Geom. indivis. lib. 7. præf.*

OR

or to fix bounds to these liberties when they were once introduced. Curves were not only considered as polygons of an infinite number of infinitely little sides, and their differences deduced from the different angles that were supposed to be formed by these sides; but infinites and infinitesimals were admitted of infinite orders, every operation in geometry and arithmetic applied to them with the same freedom as to finite real quantities, and suppositions of this nature multiplied, till the higher parts of geometry (as they were most commonly described) appeared full of mysteries.

From geometry the infinites and infinitesimals passed into philosophy, carrying with them the obscurity and perplexity that cannot fail to accompany them. An actual division, as well as a divisibility of matter *in infinitum*, is admitted by some. Fluids are imagined consisting of infinitely small particles, which are composed themselves of others infinitely less; and this subdivision is supposed to be continued without end. Vortices are proposed, for solving the phenomena of nature, of indefinite or infinite degrees, in imitation of the infinitesimals in geometry; that, when any higher order is found insufficient for this purpose, or attended with an insuperable difficulty, a lower order may preserve so favourite a scheme. Nature is confined in her operations to act by infinitely small steps. Bodies of a perfect hardness are rejected, and the old doctrine of atoms treated as imaginary, because in their actions and collisions they might pass at once from motion to rest, or from rest to motion, in violation of this law. Thus the doctrine of infinites is interwoven with our speculations in geometry and nature. Suppositions, that were proposed at first diffidently, as of use for discovering new theorems in this science with the greater facility, and were suffered only on that account, have been indulged, till it has become crowded with objects of an abstruse nature, which tend to perplex it and the other sciences that have a dependence upon it.

They who have made use of infinites and infinitesimals with the greatest liberty, have not agreed as to the truth and reality they would ascribe to them. The celebrated Mr. LEIBNITZ
owns

owns them to be no more than fictions. Others place them on a level with finite quantities, and endeavour to demonstrate their reality, from magnitude's being susceptible of augmentation and diminution without end, from the properties of the progressions of numbers that may be continued at pleasure, and from the infinity which some Geometricians have ascribed to the hyperbolic area. But in these arguments they seem to suppose the infinity which they would demonstrate.

It was a principle of the ancient Geometricians, That any given line may be produced, and its parts subdivided, at pleasure: but they never supposed it to be produced, till it should become infinitely great; or to be subdivided, till its parts should become infinitely small. It does not necessarily follow, that, because any given right line may be continued further, it can be produced till it become actually infinite, or that we are able to conceive such a line to be described, so as to admit it in geometry. In general, magnitude is capable of being increased without end; that is, no term or limit can be assigned or supposed beyond which it may not be conceived to be further increased. But from this it cannot be inferred, that we are able to conceive or suppose magnitude to be really infinite*: or, if we are

* In a late treatise ascribed to a celebrated author, justly esteemed for his various writings, several arguments are proposed, for admitting magnitude actually infinite: not that kind which has no limits, comprehends all, and can receive no addition, which he calls *metaphysical*; but that which he defines to be greater than any finite magnitude, which he distinguishes from the former, and calls *geometrical*. *Puisque la grandeur est susceptible d'augmentation sans fin on la peut concevoir ou supposer augmentée une infinité des fois, c'est-à-dire qu'elle sera devenue infinie. Et, en effet, il est impossible que la grandeur susceptible d'augmentation sans fin soit dans le même cas que si elle n'en étoit pas susceptible sans fin. Or, si elle ne l'étoit pas, elle demeureroit toujours finie; donc étant susceptible d'augmentation sans fin, elle peut ne demeurer pas toujours finie, ou, ce qui est le même, devenir infinie.* Elem. de la geom. de l'infini, § 83. Because magnitude is susceptible of augmentation without end, the author concludes, that we may suppose it augmented an infinite number of times. But, by being susceptible of augmentation without end, we understand only, that no magnitude can be assigned or conceived so great but it may be supposed to receive further augmentation, and that a greater than it may still be assigned or conceived. We easily conceive that a finite magnitude may become greater and greater without end, or that no termination

are able to join infinity to any supposed idea of a determinate quantity, and to reason concerning magnitude actually infinite, it is not surely with that perspicuity that is required in geometry.

mination or limit can be assigned of the increase which it may admit: but we do not therefore clearly conceive magnitude increased an infinite number of times. Mr. Lock acknowledges, that we easily form an idea of the infinity of number, to the end of whose addition there is no approach: but he distinguishes betwixt this and the idea of an infinite number; and subjoins, that how clear soever our idea of the infinity of number may be, there is nothing more evident than the absurdity of the actual idea of an infinite number.

The latter part of the argument amounts to this: "It is impossible that magnitude being susceptible of augmentation without end, can be in the same case as if it was not susceptible of augmentation without end. But if it was not susceptible of augmentation without end, it would remain always finite. Therefore, since it is susceptible of augmentation without end, the contrary must be allowed; that is, it may not always remain finite, or it may become infinite." The Force of which argument seems to be taken off, by considering, that, if magnitude was not susceptible of augmentation without end, it would not only remain always finite, but there would necessarily be a term, limit or degree of magnitude which could never be exceeded, or there might be a greatest magnitude. And, by allowing that there is no such term or limit, magnitude is not supposed to be in the same case as if it was not susceptible of augmentation without end, though we should refuse that it may become infinite. What is opposite to the supposing magnitude susceptible of augmentation without end, is not the supposing it always finite, (for finite magnitude is capable of being increased without end;) but the supposing it susceptible of no augmentation at all, or of an augmentation that has a limit or end.

The series of numbers, 1, 2, 3, 4, &c. in their natural order, may be continued without end; and it is said, that "we never come nearer the end of the progression, how great soever the number may be to which we arrive; which is a character that cannot belong to a series of a finite number of terms. Therefore this natural series has an infinite number of terms." And it is added, that "though we can go over a finite number of terms only, yet all the terms of this infinite progression are equally real." But if we can conceive this series to have any end, it seems to be evident, that we must approach to this end as we proceed from the beginning towards it; and that, while we advance, the distance of any term from the end must decrease (whether this distance be called finite or infinite) by the same quantity as the distance from any subsequent term decreases, or the distance from the beginning of the series increases. If we cannot conceive the series to have an end, then we can have no idea of its last term. If we suppose this series to be continued to infinity, it would indeed be absurd, after such a supposition, to say that the number of its terms is finite. But, in treating this science strictly, it may perhaps be better to avoid this supposition. For if it is only a finite number of terms we can clearly conceive, how shall we judge of the reality of the rest? or wherein shall we place the reality of those which it is impossible for us to assign? of which two kinds are said to be in this same series, each

try. In the same manner, no magnitude can be conceived so small, but a less than it may be supposed; but we are not therefore able to conceive a quantity infinitely small. A given magnitude

each infinite in number; the first of which are said to be finite, but indeterminate; the latter, actually infinite.

The argument from the infinity of the hyperbolic area is much insisted on. "The hyperbolic area (*Elem. de la geom. de l'infin. pres.*) is as really infinite, as a determined parabolic area is two thirds of the circumscribed parallelogram. It is trifling to say, that the one can be actually described, and the other cannot. Geometry is entirely intellectual, and independent of the actual description and existence of the figures whose properties it discovers. All that is conceived necessary in it has the reality which it supposes in its object. Therefore the infinite which it demonstrates is as real as that which is finite, &c." And the learned author, after insisting on this subject, concludes, that, "not to receive infinity as it is here represented, with all its necessary consequences, is to reject a geometrical demonstration; and that he who rejects one, ought to reject them all." But though the actual description of the figures which are considered in geometry be not necessary, yet it is requisite that we should be able clearly to conceive that they may exist; and a distinct idea of the manner how they may be supposed to be described or generated is necessary, that they may have a place in this science. Principles that are proposed as of the most extensive use, and as the foundation of all the sublime geometry, ought to be clear and unexceptionable. If this science is entirely intellectual, or if the reality of its objects is to be considered as having a dependence on their being conceived by the mind, it would seem that there must be a difference betwixt the reality of finite assignable lines or numbers, and the reality we can ascribe to infinite lines or numbers, which are not assignable, and cannot be supposed to be produced or generated but in a manner that is allowed to be inconceivable. As for what is said of the parabolic and hyperbolic areas, we can conceive any portion of the parabola to be accurately described, and its area to be determined, though no exact figure of this kind should ever exist. We can also conceive, that the hyperbola and its asymptote may be produced to any assignable distance: but we do not so clearly conceive that they may be produced to a distance greater than what is assignable; and we may well be allowed to hesitate at such a supposition in strict geometry. Any finite space being proposed, the hyperbolic area (terminated by the curve, the asymptote and a given ordinate) will exceed it by producing the curve and asymptote to an assignable distance; and there is no assignable limit in this (as in some other cases) which the area may not surpass in magnitude. Therefore it is said, that this area would be infinite, if the curve and asymptote could be infinitely produced. But no argument for admitting magnitude actually infinite can be deduced from this, which does not more easily appear from hence, that a parallelogram of a given height would be infinite if it could have an infinite base: from which it cannot be inferred that such a base or parallelogram can actually exist. It is often said, that a rectangle of a given height on an imaginary base (as the Analysts speak) is imaginary: but we cannot thence infer, that an imaginary line or rectangle can exist. It is not how-

ever.

gnitude may be supposed to be divided into any assignable number of parts; but it cannot therefore be conceived to be divided into a number of parts greater than what is assignable. The parts

ever our intention to maintain the impossibility of infinite magnitude; but to shew, that such doctrines are not necessary consequences of the received principles of this science, and not very proper to be admitted as the ground-work of the high geometry.

As for the hyperbolic areas of a higher kind, which are said to be of a finite magnitude though infinitely produced, the meaning is, that there is a certain finite space which such an area never can equal, though the curve and its asymptote be produced never so far; to which however the area approaches, so that the excess of that finite space above it may become less than any space that may be proposed, by producing the curve and its asymptote to a distance that is assignable: As, the sum of the trapezia $CDBa$, $DGcb$, $GRds$, &c. that are determined by bisecting AR continually, is always less than the triangle ACA , but approaches to it so that their difference ARd may become less than any given space O : Or, as the sum of the right lines CD , DG , GR , &c. is always less than CA , but approaches to it, so that, by continuing the bisection, the difference AR may become less than any assigned quantity. But we shall have occasion to treat of these afterwards more fully.

FIG. 13.

In the same treatise (§ 196.) a proof is offered, to shew, that, in the infinite series of numbers proceeding in their natural order, there are finite numbers whose squares become infinite, which are called indeterminate, and are supposed to occupy the obscure passage from the numbers that are assignable to those that are infinite. A greatest finite square is supposed in this progression, and represented by mn ; all that precede it are finite, and all that follow after it are supposed infinite. The numbers in this progression between n and mn , being less than mn , are finite; but being greater than n , their squares are greater than mn , and therefore, by the supposition, are infinite. But how can we admit the supposition of a greatest finite square number, such as is here expressed by mn ? The number mn , being finite, is not the next to it in the progression, (which exceeds it by unit only,) also finite. Should we allow, that a finite number becomes infinite by adding unit to it, or even by squaring it, how shall we distinguish finite from infinite? We commonly conceive finite magnitude to be assignable, or to be limited by such as are assignable, and to be susceptible of further augmentation: and therefore infinite magnitude would seem to imply, either that which exceeds all assignable magnitude, or that which cannot admit of any further augmentation; these being directly opposite to what we most clearly conceive of finite magnitude. But neither of these constitute the idea of infinite magnitude, as it must be understood in that treatise. The former is applicable to those numbers which the author calls finite and indeterminate; which, being supposed to produce infinite squares, must therefore exceed all assignable numbers whose squares are assignable and finite. The latter is ascribed to that infinite only which he calls metaphysical, and excludes from geometry. We are at a loss to form a distinct idea even of finite itself as it is here understood; and it would seem,

F 2

that

parts of a given line may be supposed to be continually bisected till they become less than any line that is proposed; and this is sufficient for completing the demonstrations of the ancients.

But

that the more art and ingenuity is employed in penetrating into the doctrine of infinites, it becomes the more abstruse.

A proof is offered *à posteriori* (§ 393.) to shew, that there are finite fractions in the series $1, \frac{1}{2}, \frac{1}{3}, \frac{1}{4}, \frac{1}{5}, \text{&c.}$ whose squares become infinitely little in the series $1, \frac{1}{4}, \frac{1}{9}, \frac{1}{16}, \frac{1}{25}, \text{&c.}$ The sum of the first series corresponds with the area included between the common hyperbola and its asymptote; and is said to be infinite when the series is supposed to be continued to infinity. The sum of the latter series corresponds with the area of an hyperbola of a higher order, and is said to be finite, even when the series is supposed to be continued to infinity; because there is a limit which this sum can never equal, to which however it continually approaches, as we have already described. This being allowed, it is supposed farther, that there is an infinite number of finite terms in the first progression; and it is thence demonstrated, that there are finite fractions in the first series whose squares become infinitely little in the second, thus: "If it should be pretended, that all the finite terms in the first series have their squares finite in the second; there would be an infinite number of finite terms in the second as well as in the first; and the sums of both would be infinite: so that the contrary of an undoubted truth, that is universally received, would be demonstrated." If we could allow that there is an infinite number of finite terms in the first series, this argument might have some weight. But this is a supposition we cannot admit. For the denominator of any fraction in the first series is always equal to the number of terms from the beginning, and must be supposed infinite when the number of terms is supposed infinite; but a fraction that has unit for its numerator, and is supposed to have an infinite number for its denominator, cannot be supposed finite, but infinitely little: so that we cannot suppose an infinite number of terms in the first series to be finite. It is often said in this treatise, that there is an infinite number of finite terms in the natural series $1, 2, 3, 4, 5, \text{&c.}$ continued to infinity. But we are at a loss to conceive how this can be admitted; since, in any such progression, the last or greatest term is always equal to the number of terms from the beginning, and cannot be supposed finite when the number of terms is supposed infinite. There is an assignable limit which the sum of the terms of the second series never amounts to; but there is no assignable limit which the sum of the first series may not surpass, (as we shall shew afterwards;) and the sum of the terms of the first is greater than the sum of the corresponding terms of the second, in a ratio that by continuing the terms may exceed any assignable ratio of a greater magnitude to a lesser: and as this is easily understood and demonstrated, so there is no necessity for having recourse to such abstruse principles in order to account for it.

It is of no use to cite authorities on this subject, but as they may justify us in establishing so noble a part of geometry for avoiding principles that are so much contested. What Aristotle taught of infinite magnitude is well known. Mr. Leibnitz, who for obvious reasons cannot be suspected of any prejudice against the doctrine of infinites, expresses himself thus: *On s'embarasse dans les series*
des

But it is acknowledged by those who have treated the doctrine of infinites in the fullest manner, that “there is something inconceivable in supposing an infinitely great or infinitely small number or figure to be produced or generated; and that the passage from finite to infinite is obscure and incomprehensible:” and therefore it is better for us, in treating of so strict a science as geometry, to abstract from these suppositions. The abstruse consequences, that have been deduced from them by ingenious men, may the rather induce us to beware of admitting them as necessary principles in this science, and to adhere to its ancient principles.

Mr. Lock, who wrote his excellent essay, “that we might discover how far the powers of the understanding reach, to

des nombres qui vont à l'infini. On conçoit un dernier terme, un nombre infini, ou infiniment petit; mais tout cela ne sont que des fictions. Tout nombre est fini & assignable, toute ligne l'est de même. Essai de Theodicée, disc. prelim. § 70.

We have subjoined these remarks, at the desire of some persons for whom we have a great regard, to shew why we have not followed an author who has merited so well of Mathematicians, and who on every other occasion has been justly applauded for his clear and distinct way of explaining the abstruse geometry. They who treated of infinites before him proceeded, as he observes, with a timorousness which the contemplation of such an object naturally inspires: *Quand on y étoit arrivé, (says he) on s'arrestoit avec une espece d'effroy & de sainte horreur — on regardoit l'infini comme un mystere qu'il falloit respecter, & qu'il n'étoit pas permis d'approfondir.* They stop when they came to infinity with a sort of holy dread, and respected it as an incomprehensible mystery. He adventures farther, in order to discover the source, and penetrate into the first principles of geometrical truth. Infinity, according to him, is the great trunk from which its various branches are derived, and to which they all lead. In this great pursuit he displays infinite and finite with a freedom that puts us in mind of the ancient Poet and his Gods, whom he represents with the passions of men, and mingles in their battles. We doubt not, that if a full and perfect account of all that is most profound in the high geometry could have been deduced from the doctrine of infinites, it might have been expected from this author: But our ideas of infinites are too obscure and unadequate to answer this end; and there are many things advanced by all those who have applied them with great freedom in geometry, that give ground to a remark like to Mr. de St. Evremont's, when he observes, that “it is surprising to find the ancient Poets so scrupulous to preserve probability in actions purely human, and so ready to violate it in representing the actions of the Gods.” Some have not only admitted infinites and infinitesimals of infinite orders, but have distinguished even nothings into various kinds: and if such liberties continue, it is not easy to foresee what absurdities may be advanced as discoveries in what is called the sublime geometry.

“what

“ what things they are in any degree proportionate, and where
 “ they fail us,” observes, “ that whilst men talk and dispute of
 “ infinite magnitudes, as if they had as compleat and positive
 “ ideas of them as they have of the names they use for them,
 “ or as they have of a yard, or an hour, or any other determi-
 “ nate quantity, it is no wonder if the incomprehensible nature
 “ of the thing they discourse of, or reason about, leads them
 “ into perplexities and contradictions; and their minds be over-
 “ laid by an object too large and mighty to be surveyed and ma-
 “ naged by them.” Mathematicians indeed abridge their com-
 putations by the supposition of infinities; but when they pretend
 to treat them on a level with finite quantities, they are some-
 times led into such doctrines as verify the observation of this ju-
 dicious author. To mention an instance or two: The progres-
 sion of the numbers 1, 2, 3, 4, 5, &c. in their natural order,
 is supposed to be continued to infinity, till by the continual ad-
 dition of units an infinite number is produced, which is concei-
 ved to be the termination of this series. This infinite number
 is supposed to be still capable of augmentation and diminution;
 and yet it is said, “ that it is neither increased nor diminished
 “ by the addition or subtraction of the same units from which
 “ it was supposed to be generated.” In a progression of this
 kind, the number of terms is always equal to the last or great-
 est term, and is finite when the last term is finite. If the num-
 ber of terms be supposed infinite, the last term cannot be finite;
 and yet it is said, “ that in such a progression continued to in-
 “ finity there is an infinite number of finite terms.” It is evi-
 dent, that no finite number can become infinite by the addition
 of unit or of any other finite number; and yet “ a greatest fi-
 “ nite square number is supposed in such a progression, the next
 “ to which (though it exceed that finite number by an unit on-
 “ ly) is supposed infinite.” From these suppositions it is infer-
 red, “ that in such a progression continued to infinity there are
 “ finite numbers whose squares become infinite;” though it
 seems very evident, that a finite number taken any finite num-
 ber of times can never produce more than a finite number. We
 may perceive from these instances, that it is not by founding the
 higher geometry on the doctrine of infinities we can propose to
 avoid

avoid the apparent inconsistencies that have been objected to it; and since an excellent author, who has always distinguished himself as a clear and acute writer, has had no better success in establishing it on these principles, it is better for us to avoid them. These suppositions however may be of use, when employed with caution, for abridging computations in the investigation of theorems, or even for proving them where a scrupulous exactness is not required; and we would not be understood to affirm, that the methods of indivisibles and infinitesimals, by which so many uncontested truths have been discovered, are without a foundation. We acknowledge further; that there is something marvellous in the doctrine of infinites, that is apt to please and transport us; and that the method of infinitesimals has been prosecuted of late with an acuteness and subtlety not to be paralleled in any other science. But geometry is best established on clear and plain principles; and these speculations are ever obnoxious to some difficulties. If the greatest accuracy has been always required in this science, in reasoning concerning finite quantities, we apprehend that Geometricians cannot be too scrupulous in admitting or treating of infinites, of which our ideas are so imperfect. Philosophy probably will always have its mysteries. But these are to be avoided in geometry: and we ought to guard against abating from its strictness and evidence the rather, that an absurd philosophy is the natural product of a vitiated geometry.

It is just at the same time to acknowledge, that they who first carried geometry beyond its ancient limits, and they who have since enlarged it, have done great service, by describing plainly the methods which they found so advantageous for this purpose, (though they might appear exceptionable in some respects,) that others might proceed with the same facility to improve it. Some of them have been so cautious as to verify their discoveries by demonstrations in the strictest form; and others were able to have done this, had they not chose rather to employ their time in extending the science. At first, the variation from the ancient method was not so considerable, but that it was easy to have recourse to it, when it should be thought necessary for

for the satisfaction of such as required a scrupulous exactness. The Geometricians in the mean time made great improvements. They had the accurate method and examples of ARCHIMEDES before them, by which they might try their discoveries. These served to keep them from error, and the new methods facilitated their progress. Thus their views enlarged; and problems, that appeared at first sight of an insuperable difficulty, were afterwards resolved, and came at length to be despised as too simple and easy. The mensuration of parabolas, hyperbolas, spirals of all the higher orders, and of the famous cycloid, were amongst the earliest productions of this period; some of which seem to have been discovered by several Geometricians almost at the same time. It is not necessary for our purpose to describe more particularly what discoveries were made by TORRICELLI, Mess. de FERMAT and de ROBERVAL, GREGORY à Sto. Vincentio, &c. by whom the theorems of ARCHIMEDES were continued, and applied to the mensuration of various figures.

The *Arithmetica infinitorum* of Dr. WALLIS was the fullest treatise of this kind that appeared before the invention of the method of fluxions. ARCHIMEDES had considered the sums of the terms in an arithmetical progression, and of their squares only, (or rather the limits of these sums, described above,) these being sufficient for the mensuration of the figures he had examined. Dr. WALLIS treats this subject in a very general manner, and assigns like limits for the sums of any powers of the terms, whether the exponents be integers or fractions, positive or negative. Having discovered one general theorem that includes all of this kind, he then compounded new progressions from various aggregates of these terms, and enquired into the sums of the powers of these terms, by which he was enabled to measure accurately, or by approximation, the areas of figures without number. But he composed this treatise (as he tells us) before he had examined the writings of ARCHIMEDES, and he proposes his theorems and demonstrations in a less accurate form. He supposes the progressions to be continued to infinity, and investigates, by a kind of induction, the proportion of the sum of the powers to the product that would arise by taking the greatest

greatest power as often as there are terms. His demonstrations, and some of his expressions (as when he speaks of quantities more than infinite) have been excepted against. But it was not very difficult to demonstrate the greatest part of his propositions in a stricter method; and this was effected afterwards by himself and others in various instances. He chose to describe plainly a method which he had found very commodious for discovering new theorems; and it must be owned, that this valuable treatise contributed to produce the great improvements which soon followed after. A like apology may be made for others who have promoted this doctrine since his time, but have not given us rigid demonstrations. In general, it must be owned, that if the late discoveries were deduced at length, in the very same method in which the ancients demonstrated their theorems, the life of man could hardly be sufficient for considering them all: so that a general and concise method, equivalent to theirs in accuracy and evidence, that comprehends innumerable theorems in a few general views, may well be esteemed a valuable invention.

CAVALERIUS was sensible of the difficulties, as well as the advantages that attended his method. He speaks as if he foresaw that it should be afterwards delivered in an unexceptionable form, that might satisfy the most scrupulous Geometrician; and leaves this *Gordian knot*, as he expresses himself, to some *Alexander*. Its form indeed was soon altered, and many improvements were made by the Mathematicians who prosecuted it since his time that deserve to be mentioned with esteem. But the method still remained liable to some exceptions, and was thought to be less perfect than that of the ancients on several grounds.

Sir ISAAC NEWTON accomplished what CAVALERIUS wished for, by inventing the method of Fluxions, and proposing it in a way that admits of strict demonstration, which requires the supposition of no quantities but such as are finite, and easily conceived. The computations in this method are the same as in the method of infinitesimals; but it is founded on accurate principles, agreeable to the ancient geometry. In it, the premisses

G

and

and conclusions are equally accurate, no quantities are rejected as infinitely small, and no part of a curve is supposed to coincide with a right line. The excellency of this method has not been so fully described, or so generally attended to, as it seems to deserve; and it has been sometimes represented as on a level in all these respects with the method of infinitesimals. The chief design of the following treatise is, to shew its advantages in a clearer and fuller light, and to promote the design of the great inventor, by establishing the higher geometry on plain principles, perfectly consistent with each other and with those of the ancient Geometricians.

The method of demonstration which we make most use of in this treatise, was first suggested to us from a particular attention to Sir ISAAC NEWTON'S brief reasoning in that place of his principles of philosophy where he first published the elements of this doctrine. After the greatest part of the following treatise was writ, we had the pleasure to observe, that Geometricians of the first rank had recourse to it long ago on several occasions, as a method of the strictest kind. Mr. de FERMAT, in a letter to GASSENDUS, and Mr. HUYGENS, in his *Horologium oscillatorium*, have employed it for completing the demonstrations of some theorems that were proposed by GALILEUS, and proved by him in a less accurate manner; and Dr. BARROW has demonstrated by it a theorem concerning the tangents of curve-lines. The approbation which it appears to have had from so good judges, encouraged us to publish the following treatise; where it is applied for demonstrating the method of Fluxions. The chief pursuit of Geometricians for some time has been to improve their general methods. In proportion as these are valuable, it is important that they be established above all exception: and since they save us so much time and labour, we may allow the more for illustrating these methods themselves.

T H E

T H E
E L E M E N T S
O F T H E
Method of FLUXIONS,

Demonstrated after the Manner of the
Ancient Geometricians.

B O O K I.
Of the Fluxions of Geometrical Magnitudes.

C H A P. I.
Of the Grounds of this Method.

I. **T**HE mathematical sciences treat of the relations of quantities to each other, and of all their affections that can be subjected to rule or measure. They treat of the properties of figures that depend on the position and form of the lines or planes that bound them, as well as those that depend on their magnitude; of the direction of motion, as well as its velocity; of the composition and resolution of quantities, and of every thing of this nature that is susceptible of a regular determination. We enquire

G 2

into

into the relations of things, rather than their inward essences, in these sciences. Because we may have a clear conception of that which is the foundation of a relation, without having a perfect or adequate idea of the thing it is attributed to*, our ideas of relations are often clearer and more distinct than of the things to which they belong; and to this we may ascribe in some measure the peculiar evidence of the mathematics. It is not necessary that the objects of the speculative parts should be actually described, or exist without the mind; but it is essential, that their relations should be clearly conceived, and evidently deduced: and it is useful, that we should chiefly consider such as correspond with those of external objects, and may serve to promote our knowledge of nature.

2. In our pursuits after knowledge, we sometimes consider things as they appear to be in themselves; sometimes we judge of them from their causes, and sometimes by their effects. In ordinary enquiries, but especially in philosophy, we employ one or more of these methods according as we find ground for applying them. The two last may be no less satisfactory than the first, when there is a sufficient foundation for them; and by carrying our enquiries to the springs and principles of things, our knowledge of them becomes more perfect, and our views more extensive. In geometry, there are various ways of discovering the affections and relations of magnitudes that correspond to these general methods of enquiry. In the common geometry, we suppose the magnitudes to be already formed, and compare them or their parts, immediately, or by the intervention of others of the same kind, to which they have a relation that is already known. In the doctrine which we propose to explain and demonstrate in this treatise, we have recourse to the genesis of quantities, and either deduce their relations, by comparing the powers which are conceived to generate them; or, by comparing the quantities that are generated, we discover the relations of these powers and of any quantities that are supposed to be represented by them. The power by which magnitudes are conceived to be generated in geometry, is motion; and therefore we must begin with some account of it.

* Essay concerning the human understanding, book 2. chap. 25. § 8.

3. No quantities are more clearly conceived by us than the limited parts of space and time. They consist indeed always of parts; but of such as are perfectly uniform and similar. Those of space exist together; those of time flow continually: but by motion they become the measures of each other reciprocally. The parts of space are permanent; but being described successively by motion, the space may be conceived to flow as the time. The time is ever perishing; but an image or representation of it is preserved and presented to us at once in the space described by the motion.

4. Time is conceived to flow always in an uniform course, that serves to measure the changes of all things. When the space described by motion flows as the time, so that equal parts of space are described in any equal parts of the time, the motion is uniform; and the velocity is measured by the space that is described in any given time. As this space may be conceived to be greater or less, and to be susceptible of all degrees of assignable magnitude; so may the velocity of the motion by which we suppose the space to be always described in a given time. The velocity of an uniform motion is the same at any term of the time during which it continues. But motion is susceptible of the same variations with other quantities, and the velocity in other instances may increase or decrease while the time increases. In these cases, however, the velocity at any term of the time is accurately measured by the space that would be described in a given time, if the motion was to be continued uniformly from that term.

5. Any space and time being given, a velocity is determined by which that space may be described in that given time: And, conversely, a velocity being given, the space which would be described by it in any given time is also determined. This being evident, it does not seem to be necessary, in pure geometry, to enquire further what is the nature of this power, affection or mode, which is called *Velocity*, and is commonly ascribed to the body that is supposed to move. It seems to be sufficient for our purpose, that while a body is supposed in motion, it must be conceived to have some velocity or other at any term of the time during which it moves, and that we can demonstrate accurately

rately what are the measures of this velocity at any term, in the enquiries that belong to this doctrine, as will appear in the course of this treatise; especially since it is the business of geometry, as we have observed already, to enquire into the measures, rather than unfold the hidden essences of things.

6. But perhaps this explication will not be thought sufficient, and it will be required that we should propose a definition of velocity in form. The excellent Dr. BARRON defines it to be the power by which a certain space may be described in a certain time. Some perhaps may scruple to ascribe power to a body, figure or point in motion. But it is to be observed, that it is of no consequence, in pure geometry, to what the power may be most properly attributed. It is indeed generally allowed, that if a body was to be left to itself from any term of the time of its motion, and was to be affected by no external influence after that term, it would proceed for ever with an uniform motion, describing always a certain space in a given time: and this seems to be a sufficient foundation for ascribing, in common language, the velocity to the body that moves, as a power. It is well known, that what is an effect in one respect, may be considered as a power or cause in another; and we know no cause in common philosophy, but what is itself to be considered as an effect: but this does not hinder us from judging of effects from such causes. However, if any dislike this expression, they may suppose any mover or cause of the motion they please, to which they may ascribe the power, considering the velocity as the action of this power, or as the adequate effect and measure of its exertion, while it is supposed to produce the motion at every term of the time. We have observed already, that the principles of this method are analogous to the general doctrine of powers, or may be considered as a particular application of it. As a power which acts continually and uniformly is measured by the effect that is produced by it in a given time, so the velocity of an uniform motion is measured by the space that is described in a given time. If the action of the power vary, then its exertion at any term of the time is not measured by the effect that is actually produced after that term in a given time, but by the effect that would have been produced

ced if its action had continued uniform from that term : and, in the same manner, the velocity of a variable motion at any given term of time is not to be measured by the space that is actually described after that term in a given time, but by the space that would have been described if the motion had continued uniformly from that term. If the action of a variable power, or the velocity of a variable motion, may not be measured in this manner, they must not be susceptible of any mensuration at all. It will appear afterwards, in the course of this treatise, that the other principles of this method correspond with the plain maxims of the general doctrine of powers that are employed by us on every occasion, and are to be reckoned amongst the most common and evident notions. There are two fundamental principles of this method. The first is, That when the quantities which are generated are always equal to each other, the generating motions must be always equal. The second is the converse of the first, That when the generating motions are always equal to each other, the quantities that are generated in the same time must be always equal. The first is the foundation of the direct method of fluxions ; the second, of the inverse method. But it is obvious, that they may be considered as cases of these two general principles : When the effects produced by two powers are always equal to each other, then (supposing that no other power of any kind affects their operations) these powers must be supposed to act equally at any term of the time ; and, conversely, When the actions of two powers are always equal to each other at any term of the time, then the effects produced by them in the same time must be always equal.

7. This method is so well founded, that its rules and operations may be delivered in a way consistent with any general principles that are not repugnant to the most evident notions ; though it is impossible for us, in treating of it, to keep to expressions that may appear equally consistent with every scheme of metaphysics. It has been frequently considered in a manner agreeable to the principles of those who suppose quantities to consist of indivisible or infinitely small elements. We are to proceed upon more strict and rigid principles : but it will be hardly possible
for

for us to avoid always such expressions as may have been some time or other matter of dispute amongst philosophers. Their controversies concerning continued and discrete quantity have not been thought to weaken the evidence of the common geometry. Nor can their disputes * concerning motion affect the certainty of this method; since we have occasion in it for no more than the most obvious notions of space, time, motion and velocity, that cannot be said to yield in clearness and evidence to the principles of the common geometry.

8. When we suppose that a body has some velocity or other at any term of the time during which it moves, we do not therefore suppose that there can be any motion in a term, limit or moment of time, or in an indivisible point of space: and as we shall always measure this velocity by the space that would be described by it continued uniformly for some given finite time, it surely will not be said that we pretend to conceive motion or velocity without regard to space and time.

9. But to proceed: When any quantity is proposed, all others of the same kind may be conceived to be generated from it; such as are greater than it, by supposing it to be increased; such as are less, by supposing it to be diminished. In the common arithmetic, integer numbers are conceived to be produced by adding a given quantity or unit to itself continually, and fractions are produced by supposing it to be divided into such parts as by a like addition would generate the given quantity itself. But in geometry, that all degrees of magnitude may be produced, and in such a way as may found a general method of deriving their affections from their genesis, we conceive the quantities to be increased and diminished, or to be wholly generated by motion, or by a continual flux analogous to it. The quantity that is thus generated, is said to flow, and called a *Fluent*.

10. Lines are generated by the motion of points; surfaces, by the motion of lines; solids, by the motion of surfaces; angles, by the rotation of their sides; the flux of time being supposed to be always uniform. The velocity with which a line flows,

* De natura motûs & recta definitione, de causis ac differentiis, complura subtiliter arguantur Physici; quatum ferè Mathematicis nihil cordi vel curæ: sufficere potest his quæ communis sensus agnoscit. *Barrow, lecl. geom. I.*

is the same as that of the point which is supposed to describe or generate it. The velocity with which a surface flows, is the same as the velocity of a given right line, that, by moving parallel to itself, is supposed to generate a rectangle which is always equal to the surface. The velocity with which a solid flows, is the same as the velocity of a given plain surface, that, by moving parallel to itself, is supposed to generate an erect prism or cylinder that is always equal to the solid. The velocity with which an angle flows, is measured by the velocity of a point, that is supposed to describe the arch of a given circle, which always subtends the angle, and measures it. In general, all quantities of the same kind (when we consider their magnitude only, and abstract from their position, figure, and other affections) may be represented by right lines, that are supposed to be always in the same proportion to each other as these quantities. They are represented by right lines in this manner in the Elements, in the general doctrine of proportion, and by right lines and figures in the *Data* of EUCLID *. In this method likewise, quantities of the same kind may be represented by right lines, and the velocities of the motions by which they are supposed to be generated, by the velocities of points moving in right lines. All the velocities we have mentioned are measured, at any term of the time of the motion, by the spaces which would be described in a given time, by these points, lines or surfaces, with their motions continued uniformly from that term.

11. The velocity with which a quantity flows, at any term of the time while it is supposed to be generated, is called its *Fluxion* which is therefore always measured by the increment or decrement that would be generated in a given time by this motion, if it was continued uniformly from that term without any acceleration or retardation : or it may be measured by the quantity that is generated in a given time by an uniform motion which is equal to the generating motion at that term.

12. Time is represented by a right line that flows uniformly, or is described by an uniform motion ; and a moment or termination of time is represented by a point or termination of

* See the preface to the *Data* by Marinus, near the end.

H

that

that line. A given velocity is represented by a given line, the same which would be described by it in a given time. A velocity that is accelerated or retarded, is represented by a line that increases or decreases in the same proportion. The time of any motion being represented by the base of a figure, and any part of the time by the corresponding part of the base; if the ordinate at any point of the base be equal to the space that would be described, in a given time, by the velocity at the corresponding term of the time continued uniformly, then any velocity will be represented by the corresponding ordinate. The fluxions of quantities are represented by the increments or decrements described in the last article which measure them; and, instead of the proportion of the fluxions themselves, we may always substitute the proportion of their measures.

13. When a motion is uniform, the spaces that are described by it in any equal times are always equal. When a motion is perpetually accelerated, the spaces described by it in any equal times that succeed after one another, perpetually increase. When a motion is perpetually retarded, the spaces that are described by it in any equal times that succeed after one another, perpetually decrease.

14. It is manifest, conversely, that if the spaces described in any equal times are always equal, then the motion is uniform. If the spaces described in any equal times that succeed after one another perpetually increase, the motion is perpetually accelerated: For it is plain, that if the motion was uniform for any time, the spaces described in any equal parts of this time would be equal; and if it was retarded for any time, the spaces described in equal parts of this time that succeed after one another would decrease: both of which are against the supposition. In like manner it is evident, that a motion is perpetually retarded, when the spaces that are described in any equal times that succeed after one another perpetually decrease. The following Axioms are as evident as that a greater or less space is described in a given time, according as the velocity of the motion is greater or less.

A X I O M

A X I O M I

15. *The space described by an accelerated motion is greater than the space which would have been described in the same time, if the motion had not been accelerated, but had continued uniform from the beginning of the time.*

A X I O M II.

The space described by a motion while it is accelerated, is less than the space which is described in an equal time by the motion that is acquired by that acceleration continued uniformly.

A X I O M III.

The space described by a retarded motion is less than the space which would have been described in the same time, if the motion had not been retarded, but had continued uniform from the beginning of the time.

A X I O M IV.

The space described by a motion while it is retarded, is greater than the space which is described in an equal time by the motion that remains after that retardation, continued uniformly.

16. Before we proceed to enquire into the fluxions of quantities, it is necessary to premise the following general Theorems, which contain the grounds of this method. The two first are from the treatise of ARCHIMEDES concerning spiral lines.

T H E O R E M I

The spaces described by an uniform motion are in the same proportion to each other as the times in which they are described.

Suppose a point to describe the right line AB with an uniform motion. Let it describe the space CD in the time FG, and the space DE in the time GH; then shall CD be to DE as FG is to GH.

Let KD and MG be any equimultiples of the lines CD and FG; and let DL and GN be any equimultiples of DE and GH. Because

A	K	C	D	E	L	B
M	F	G	H	N		

the motion of the point in the line AB is supposed to be uniform, and

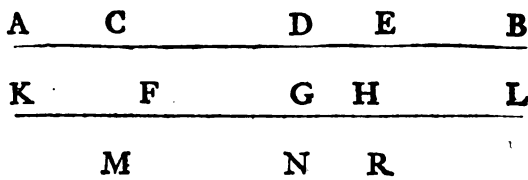
it describes CD in the time FG, it will describe any line equal to CD in a time equal to FG, and it will describe KD, that is a multiple of CD, in the time MG, that is an equimultiple of FG. For the same reason, it will describe DL in the time GN. But, when a motion is uniform, a greater space is always described in a greater time: so that, if the space KD exceed DL, the time MG will exceed GN; if KD be equal to DL, the time MG will be equal to GN; and if KD be less than DL, the time MG must be less than GN. Therefore (by def. 5. lib. 5. Elem.) CD is to DE as FG is to GH; that is, the spaces described by an uniform motion are in the same proportion to each other as the times in which they are described.

T H E O R E M II.

17. *The spaces described by an uniform motion are to each other in the same proportion as the spaces described in the same times by any other uniform motion.*

Suppose

Suppose two points to describe the right lines AB, KL with any uniform motions. Let CD and FG be described by them in the time MN; and let DE



and GH be described by them in the time NR. Then, by the first theorem, the space CD is to the space DE as the time MN is to the time NR; and FG is to GH in the same ratio of MN to NR. Therefore CD is to DE as FG is to GH; that is, the spaces described by the first motion are in the same proportion to each other, as the spaces described in the same, or in equal times, by the second motion. The spiral of ARCHIMEDES being described by the composition of two uniform motions, one of which is rectilinear, the other circular, he had occasion, in demonstrating its properties, to make use of no more of the doctrine of motion than these two theorems. But, in establishing a general method for discovering the properties of curvilinear figures, we have occasion also for these that follow.


T H E O R E M III.

18. *If the spaces that are described in the same time by two motions, uniform or variable, be always equal to each other, the velocities of these motions must be equal at any term of the time.*

Suppose the points P and p to describe the lines AK, ak in the same time, with motions uniform or varied at pleasure, but so that the space described by P be always equal to the space described by p in the same time. Then shall the velocity of p at any term or moment of time be equal to the velocity of P at the same term or moment. This theorem is so evident, that it may seem to need no proof. If AK and ak be right lines, and we suppose ak to be placed upon AK, the point p will be always

always over the point P, and their velocities at the same term of the time cannot but be supposed equal, whether the motions be uniform or variable. But as this is a fundamental theorem in this doctrine, and holds whether the points P and p move in right lines or in curves, we shall demonstrate its various cases from the preceding axioms.

19. *Case 1.* Suppose the motion of P to be uniform. Then, since equal spaces are described by P in any equal times, it



follows, from the supposition, that equal spaces are also described by p in any equal times, and that its motion is also uniform.

But the velocities

of uniform motions are equal when equal spaces are described by them in the same time; and therefore the velocities of P and p are in this case always equal to each other.

20. *Case 2.* Suppose that the motion of P is perpetually accelerated, or that the spaces described by it in any equal parts of time that succeed after one another, perpetually increase. Then the spaces described by p being always equal (by the supposition) to the spaces described in the same times by P, the spaces described by p in any equal parts of time that succeed each other must also perpetually increase, and the motion of p must be perpetually accelerated, (by art. 14.) Let P come to D, and p to d , at the same term or moment of time; and their velocities at that term shall be equal. For, if they are not equal, suppose first the velocity of p to exceed the velocity of P; let DG and dg be any equal spaces described after that term by the points P and p in the time represented by HN. Then, because the motions of these points are perpetually accelerated during the time HN, it follows from the first axiom, that the space which would be described in that time by p with its motion at d continued uniformly, is less than dg , which is described by it with an accelerated motion in the same time; and it follows from the second axiom, that the space which would be descri-

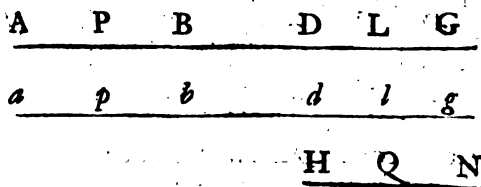
described by the point P with the motion it has acquired at G continued uniformly for the time HN , is greater than DG , which is described by it in the same time before that motion is acquired. Therefore, since dg is equal to DG , (by the supposition,) the velocity of p at d is less than the velocity of P at G . But the velocity of p at d is supposed to be greater than the velocity of P at D ; and therefore it may be supposed equal to the velocity of P at some intermediate term of the time HN , as when it comes to a point L betwixt D and G . Let dl be equal to DL , and let HQ be the time in which P and p describe the equal spaces DL and dl with their accelerated motions. Then, by the first axiom, the space which would be described in the time HQ by the motion of p at d continued uniformly, is less than dl , which is described in the same time by its accelerated motion; and, by the second axiom, the space which would be described in the same time HQ by the point P with the motion it has acquired at L continued uniformly, is greater than DL , which was described by it in the same time before that motion was acquired. But, by the supposition, dl is equal to DL ; and therefore a less space would be described in the same time by the motion of p at d continued uniformly, than by the motion of P at L continued uniformly: so that the velocity of p at d must be less than the velocity of P at L . But these velocities were supposed equal; and these being contradictory, it appears that the velocity of p at d is not greater than the velocity of P at D . In the same manner it is shewn, that the velocity of P at D is not greater than the velocity of p at d . Therefore the velocities of P and p are equal at this or any other term of the time of their motion.

21. The velocities with which the points P and p come to D and d may be shewn to be equal, from the same principles, without supposing their motions to be continued after the term H , by considering the spaces described by them before that term. Let BD and bd be any equal spaces described by the points P and p with their accelerated motions in the time nH , before they come to D and d ; and if their velocities be not then equal, let the velocity of p at d exceed the velocity of P at D . By the second axiom, the space that would be described

bed by the motion of P at D continued uniformly in the time nH is greater than BD. By the first axiom, the space that would be described in the same time nH by the motion of p at b continued uniformly, is less than bd or BD. Therefore the velocity of P at D is greater than the velocity of p at b : but it is supposed to be less than the velocity of p at d ; and consequently, it may be supposed equal to the velocity of p at some intermediate term q of the time nH , when p comes to some point m betwixt b and d . Let MD be equal to md , and the spaces MD, md will be described in the same time qH by the points P and p . By the second axiom, the space which would be described in the time qH by the motion of P at D continued uniformly, is greater than MD. By the first axiom, the space which would be described in the same time qH by the motion of p at m continued uniformly, is less than md or MD. Therefore the velocity of P at D is greater than the velocity of p at m : but they were supposed equal, and these are contradictory. It appears therefore, that the velocity of p at d is not greater than the velocity of P at D; and in the same manner it is shewn, that the velocity of P at D is not greater than the velocity of p at d : and therefore these velocities must be equal to each other.

22. *Case 3.* Suppose that the motion of P is perpetually retarded, or that the spaces perpetually decrease which are described by it in any equal times that succeed each other. Then, by the supposition, the spaces described by p in any equal succeeding times also decrease, and its motion is also perpetually retarded. If the velocity of P at D be not equal to the velocity of p at d , let it first be greater. Suppose DG and dg to be equal spaces described, in any time HN, by the points P and p with their motions continued after the term H, at which they are supposed to come to D and d . Because their motions are perpetually retarded, it follows from the third axiom, that the space which would be described, in the time HN, by p with its motion at d continued uniformly, is greater than dg , which is described in the same time by p with a retarded motion; and it follows from the fourth axiom, that the space which would be described by P with the motion that remains at G continued uni-

uniformly for a time equal to HN , is less than DG , (or dg), which is described in the time HN before the motion of P is reduced to the velocity which it retains at the term G . Therefore the velocity of p at d is greater than the velocity of P at G : and since it is supposed less than the velocity of P at D , it may therefore be supposed equal to some intermediate velocity of



P , as to that with which it comes to some point L betwixt D and G . Let dl be equal to DL ; and let these spaces be described by the points P and p with their retarded motions in the time HQ . Then, by the third axiom, the space that would be described in the time HQ by the motion of p at d continued uniformly is greater than dl ; and, by the fourth axiom, the space that would be described in the same time HQ by the motion of P at L continued uniformly is less than DL or dl . Therefore the velocity of p at d is greater than the velocity of P at L : but they were supposed equal; and these are contradictory. It appears, therefore, that the velocity of P at D is not greater than the velocity of p at d ; and since it is shewn, in the same manner, that the velocity of p at d is not greater than the velocity of P at D , these velocities must therefore be equal. It is easy to shew that these velocities are equal, by considering the spaces BD and bd that are described by P and p before they come to D and d , without supposing their motions to be continued after that term.

23. If the motions of the points P and p are sometimes accelerated and sometimes retarded, then DG and dg , or BD and bd , must be supposed to be spaces described by them, either while they are accelerated only, or while they are retarded only. We have chiefly in view, in these theorems, such motions as are uniform, and such as are increased or diminished by a continued acceleration or retardation. But the demonstration may be extended to these cases also, where the motions are supposed to be increased or diminished at certain terms of the time by assignable aug-

I

ments

ments or decrements at once, by supposing BD and DG to be the spaces described in the interval of time betwixt two such succeeding terms, or in a part of that interval. Or, in the 20th article, instead of supposing, in the latter part of the demonstration, that the velocity of p at d is equal to the velocity of P at L , some intermediate place betwixt D and G , we may suppose that it is either equal or greater than the velocity of P at L . In the last article, we may suppose the motion of p at d to be either equal to the motion of P at L , or less than it; and thus the demonstration may be accommodated to those cases, when the motions of P and p are perpetually increasing or decreasing, but not in a continued manner. See below, art. 44, 45 and 46.

T H E O R E M IV.


24. *If the velocities of two motions are always equal to each other, the spaces described by them in the same time are always equal.*

Suppose the points P and p to describe the right lines AG and ag with any motions, uniform or variable, but so as that the velocity of p at any term or moment of time be always equal to the velocity of P at the same term. Let DG and dg be any spaces described by them in the same time HV ; and DG shall be always equal to dg .

Case 1. If the motions of the points P and p are uniform, it is evident, that since these motions are equal, (by the supposition,) the spaces described by them in the same time must be equal; and therefore in this case DG is equal to dg .

25. *Case 2.* Suppose the motions of the points P and p to be perpetually accelerated while they describe the spaces DG and dg ; and if dg be not equal to DG , let it first be equal to any line DK less than DG . Let the right line HV , which represents the time, be divided by a continual bisection into equal parts HR , RS , SQ , QV , till the time represented by one of these parts, as QV , be less than the time in which the point P describes KG . Let DL , LM , MN , NG be the spaces described by P , and dl , lm , mn , ng the spaces described by p , in the equal

equal parts of the time represented by HR, RS, SQ, QV; and, by the supposition, the velocities of P at the points L, M and N will be respectively equal to the velocities of p at the points l, m and n . The space ng , which is described by p in the time QV with an accelerated motion, is greater than the space which



would be described in the same time by the motion of p at n continued uniformly, by the first axiom. The velocity of p at n is equal to the velocity of P at N; and, by the second axiom, the space which would be described in the time QV by the point P with its motion at N continued uniformly, is greater than MN, which was described by it in an equal time before its velocity at N was acquired. Therefore ng is greater than MN. In the same manner it appears, that mn is greater than LM, and lm greater than DL; so that lg is greater than DN, and dg is surely greater than DN. But DN is greater than DK; for the time QV is supposed to be less than the time in which KG is described by the point P; so that NG being described in the time QV, it must be less than KG, and DN must be greater than DK. Therefore dg being greater than DN, it must be greater than DK: but it was supposed equal to DK; and these are contradictory. It appears, therefore, that the space dg is not less than DG. In the same manner it is shewn, that DG is not less than dg ; and therefore these spaces DG and dg , which are described by the points P and p in the same time, are equal to each other.

26. Case 3. Suppose the motions of the points P and p to be perpetually retarded; and if dg be not equal to DG, let it first be equal to a line KG less than DG. Let the time HV be divided by a continual bisection into the equal parts HR, RS, SQ, QV, till the time HR be less than that in which P describes DK. Let DL, LM, MN, NG be the spaces described by P, and dl, lm, mn, ng be the spaces described by p , in the equal times HR, RS, SQ, QV. Then DL shall be less than DK, because it is described by the

point P in a less time; and the velocities of P at the points L, M, N and G will be respectively equal to the velocities of p at

A	P	D	L K	M	N	G
<i>a</i>	<i>p</i>	<i>d</i>	<i>l</i>	<i>m</i>	<i>n</i>	<i>g</i>
		H	R	S	Q	V

the points *l, m, n* and *g*, by the supposition. The motions of the points P and *p* being perpetually retarded, it follows, from

the fourth axiom, that *mn* is greater than the space which would be described in the time SQ (or QV) by the motion of *p* at *n* continued uniformly. But the velocity of *p* at *n* is equal to the velocity of P at N; and, by the third axiom, the space which would be described in the time QV, by the motion of P at N continued uniformly, is greater than NG, which is described by P with a retarded motion in the same time. Therefore *mn* is greater than NG. In the same manner it appears, that *lm* is greater than MN, *dl* greater than LM; and, consequently, that *dn* is greater than LG: so that *dg* is surely greater than LG, and therefore greater than KG, which is less than LG. But *dg* was supposed equal to KG; and these being contradictory, it follows, that *dg* is not less than DG. In the same manner it appears, that DG is not less than *dg*; and therefore the spaces DG and *dg* are equal. By joining these cases together, the theorem is demonstrated, when the motions of the points P and *p* are sometimes accelerated, and sometimes retarded.

T H E O R E M V.

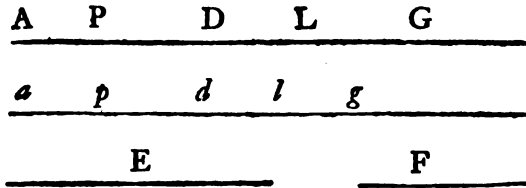
27. *When the spaces described by two motions in the same time are always in an invariable ratio to each other, the velocities of these motions are always in the same invariable ratio.*

Let DG and *dg* be any two spaces described by the points P and *p* in the same time; and let DG be always to *dg* as E is to

to F. Then the velocity of P at any term of the time shall be to the velocity of p at the same term in the same invariable ratio of E to F. In the first place, if the motion of P be uniform, so that equal spaces be described by it in any equal times, equal spaces will be also described by p in any equal times, and its motion will be also uniform. But the velocities of uniform motions are in the same proportion as the spaces described by them in the same time; and therefore, in this case, the velocity of P is to the velocity of p as DG is to dg , or as E is to F.

28. *Case 2.* If the motion of the point P be perpetually accelerated, then (because the spaces described by P and p in the same time are always to each other in a given invariable ratio) the spaces described by p in equal times perpetually increase, and its motion is also perpetually accelerated. In the same time that the points P and p describe the spaces DG and dg with their accelerated motions, the point P with its motion at G continued uniformly would describe a greater space than DG, (by the second axiom;) and the point p with its motion at d continued uniformly would describe a less space than dg , by the first axiom. Therefore the velocity of the point P at G is to the velocity of p at d in a greater ratio than DG is to dg , or E is to F. From which it follows, that if the velocity of P at D was to the velocity of p at d in a less ratio than that of E to F, then the velocity of P at some intermediate term betwixt D and G might be to the velocity of p at d in the very same ratio as E is to F. But this is impossible; for supposing L to be such a term, let the space DL be to dl as E is to F, and these spaces will be described by P and p in the same time, by the supposition. It follows, from the second axiom, that the point P with its motion at L continued uniformly would describe a greater space than DL, in the same time that it describes the space DL with its accelerated motion; and, by the first axiom, the point p with its motion at d continued uniformly would describe a less space than dl in the same time. Therefore the velocity of P at L is to the velocity of p at d in a greater ratio than DL is to dl , or E to F; so that the velocity of P at L might be to the velocity of p at d in the same ratio as E is to F, and in a greater ratio at the same time; which is absurd. It appears, there-

therefore, that the ratio of the velocity of P at D to the velocity of p at d cannot be less than that of E to F. Suppose now



that ratio to be greater than the ratio of E to F. In the same time that P and p describe DG and dg with their accelerated motions, the point P with its motion at

D continued uniformly would describe a less space than DG, (by the first axiom,) and the point p with its motion at g continued uniformly would describe a greater space than dg , by the second axiom: so that the velocity of P at D is to the velocity of p at g in a less ratio than DG is to dg , or E is to F. Therefore, if the velocity of P at D was to the velocity of p at d in a greater ratio than that of E to F, the velocity of P at D might be to the velocity of p at some intermediate term betwixt d and g in the same ratio as E is to F. But this is impossible. For supposing l to be such a term, and DL to be to dl in the same ratio as E is to F, these spaces would be described by P and p in the same time, by the supposition; and a less space than DL would be described in that time by the motion of P at D continued uniformly, (by the first axiom,) but a greater space than dl would be described in the same time by the motion of p at l continued uniformly, by the second axiom; so that the velocity of P at D would be to the velocity of p at l in a less ratio than that of DL to dl , or of E to F. It appears, therefore, that the velocity of P at D is to the velocity of p at d neither in a greater nor less ratio than that of E to F, but precisely in this ratio.

29. *Case 3.* If the motion of P is perpetually retarded, the motion of p must also be perpetually retarded, because the spaces described by these points in equal times decrease in the same proportion. In this case, a less space than DG would be described by the motion of P at G continued uniformly, (by the fourth axiom,) and a greater space than dg would be described by the motion of p at d continued uniformly, (by the third

third axiom,) in the time that P and p with their retarded motions describe DG and dg ; so that the velocity of P at G is to the velocity of p at d in a less ratio than that of DG to dg , or of E to F. Therefore, if we suppose that the velocity of P at D is to the velocity of p at d in a greater ratio than that of E to F, it follows, that the velocity of P at some point betwixt D and G, as L, might be to the velocity of p at d in the same ratio as E is to F. But this is impossible. For, supposing that DL is to dl as E is to F, these spaces will be described by P and p in the same time; and a less space than DL would be described in that time by the motion of P at L continued uniformly, (by the fourth axiom;) but a greater space than dl would be described in the same time by the motion of p at d continued uniformly, by the third axiom; so that the velocity of P at L is to the velocity of p at d in a less ratio than that of DL to dl , or of E to F. It is impossible, therefore, that the velocity of P at D can be to the velocity of p at d in a greater ratio than that of E to F. Nor can that ratio be less than the ratio of E to F. For in the same time that P and p with their retarded motions describe DG and dg , a greater space than DG would be described by the motion of P at D continued uniformly, (by the third axiom,) and a less space than dg would be described by the motion of p at g continued uniformly, by the fourth axiom: so that the velocity of P at D is to the velocity of p at g in a greater ratio than DG is to dg , or E is to F. Therefore, if the velocity of P at D was to the velocity of p at d in a less ratio than that of E to F, it might be to the velocity of p at some point as l betwixt d and g in the same ratio as E is to F. But this is impossible. For, supposing that DL is to dl as E is to F, the spaces DL and dl will be described by P and p with their retarded motions in the same time; and a greater space than DL would be described in that time by the motion of P at D continued uniformly, (by the third axiom,) but a less space than dl would be described in the same time by the motion of p at l continued uniformly, by the fourth axiom: so that the velocity of P at D is to the velocity of p at l in a greater ratio than that of DL to dl , or of E to F. It appears, therefore, that the velocity of P at D is to the velocity

city of p at d in a ratio that is neither greater nor less than that of E to F , but is precisely the same ratio.

30. This theorem may be also demonstrated, by considering the spaces that are described by the points P and p before they come to D and d , whether their motions be supposed to be continued after that term or not. By joining these cases together, the demonstration becomes general; and the same observation we made in the 23d article is to be applied here.

L E M M A I.

31. *If A be to B in a greater ratio than E is to F, and C be to D in a greater ratio than E is to F; then shall the sum of the antecedents A and C be to the sum of the consequents B and D in a greater ratio than that of E to F.*

For let G be to B as E is to F , and H to D as E to F ; then the sum of G and H shall be to the sum of B and D as E is to F . But A is greater than G , because A is to B in a greater ratio than G is to B ; and C is greater than H , because C is to D in a greater ratio than H is to D . Therefore the sum of A and C is greater than the sum of G and H ; and, consequently, the sum of A and C is to the sum of B and D in a greater ratio than E is to F . In the same manner it appears in general, that if there be any number of ratios, each greater than the ratio of E to F , the sum of all the antecedents shall be to the sum of all the consequents in a greater ratio than that of E to F .

32. It appears, in the same manner, that if A be to B in a less ratio than E is to F , and C be also to D in a less ratio than E is to F ; then the sum of A and C shall be to the sum of B and D in a less ratio than that of E to F : and, in general, if there be any number of ratios, each less than that of E to F , then the sum of all the antecedents shall be to the sum of all the consequents in a less ratio than that of E to F .

T H E-


T H E O R E M VI.

33. *When the velocities of any motions are always to each other in an invariable ratio, the spaces described by them in the same time are always in the same ratio.*

Suppose that the velocity of the point P is always to the velocity of p in the invariable ratio of E to F; let DG and dg be any spaces described by these points in the same time HV. Then shall DG be to dg as E is to F. This is the converse of the preceding theorem, and may be demonstrated by it and the fourth theorem: but it may be also demonstrated immediately from the axioms in the following manner. In the first place, if the motions of P and p are uniform, it is evident, that the spaces described by them in the same time are in the same proportion as the velocities of the motions; and therefore, in this case, DG is to dg as E is to F.

34. *Case 2.* Suppose the motions of P and p to be perpetually accelerated; and, if the ratio of DG to dg be greater than that of E to F, let DK

be to dg as E is to F; and DK shall be less than DG. Let the time HV be divided by a continual bisection into the equal parts HR, RS,

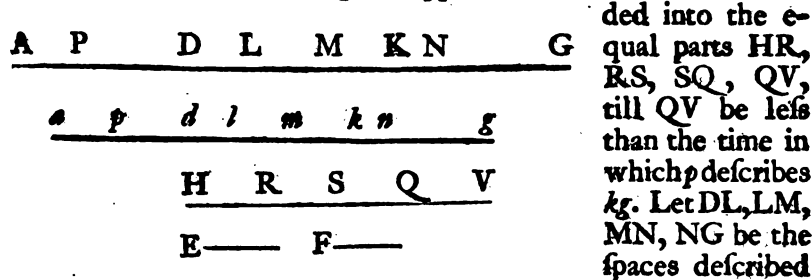


SQ, QV, till the time QV be less than that in which P describes KG. Let DL, LM, MN, NG be the spaces described by P, and dl, lm, mn, ng be the spaces described by p , in the equal times HR, RS, SQ, QV. Then shall NG be less than KG; because it is described by P in a less time than KG; and the velocities of P at L, M, N and G, will be to the velocities of p at l, m, n and g respectively, as E is to F, by the supposition. It follows, from the second axiom, that MN is less than the space which would be described, in the time QV, by the motion of P at N continued

K

uni-

uniformly; and, by the first axiom, ng is greater than the space which would be described in the same time by the motion of p at n continued uniformly. Therefore MN is to ng in a less ratio than the velocity of P at N is to the velocity of p at n ; that is, in a less ratio than E is to F . In the same manner, LM is to mn , DL to lm , and, consequently, (by art. 32.) DN to lg in a less ratio than that of E to F . Therefore DN is surely to dg in a less ratio than E is to F , or DK to dg ; and, consequently, DN is less than DK . But DN is greater than DK , because NG is less than KG ; and these are contradictory. Therefore DG is to dg in a ratio that is not greater than that of E to F . If it be said, that DG is to dg in a less ratio than that of E to F ; let DG be to dk as E is to F , and dk will be less than dg . Suppose the time HV to be divided into the e-




qual parts HR , RS , SQ , QV , till QV be less than the time in which p describes kg . Let DL , LM , MN , NG be the spaces described

by P , and dl , lm , mn , ng the spaces described by p , in the equal times HR , RS , SQ , QV . Then, since NG is greater than the space which would be described, in the time QV , by the motion of P at N continued uniformly, (by the first axiom;) and mn is less than the space which would be described, in the same time, by the motion of p at n continued uniformly, (by the second axiom:) it follows, that NG is to mn in a greater ratio, than that of the velocity of P at N to the velocity of p at n , which (by the supposition) is the ratio of E to F . In the same manner, MN is to lm , LM to dl , and therefore LG to dn (by art. 31.) in a greater ratio than that of E to F . Therefore DG is surely in a greater ratio to dn , than that of E to F , or that of DG to dk ; and, consequently, dn is less than dk . But the time QV , in which p describes ng , was supposed to be less than the time in which p describes kg : therefore ng is less than kg , and dn is greater than dk : and these being contradictory, it fol-

follows, that the ratio of DG to dg is not less than that of E to F . It appears, therefore, that DG is to dg as E is to F .

35. *Case 3.* Suppose the motions of P and p to be perpetually retarded; and, if DG be to dg in a greater ratio than that of E to F , let KG be to dg as E is to F , and KG will be less than DG . Let the time HV be divided into equal parts, HR , RS , SQ , QV , till HR become less than the time in which P describes DK ; let DL , LM , MN , NG be described by the point P , and dl , lm , mn , ng be described by the point p , in these equal times. Then, because DL is described by P in a less time than DK , DL is less than DK , and LG is greater than KG . But LG must be supposed to be less than KG : For it easily appears, from the third and fourth axioms, that NG is to mn in a less ratio than that of the velocity of P at N to the velocity of p at n , or that of E to F ; and, in the same manner, it appears, that MN is to lm , LM to dl , and consequently (by art. 32.) LG to dg , in a less ratio than E is to F : so that LG is surely to dg in a less ratio than E to F , or KG to dg : From which it follows, that LG is less than KG . If the ratio of DG to dg be said to be less than that of

E to F , let DG be to kg (less than dg) as E is to F . Suppose, as before, the time HV to be subdivided into



the equal parts HR , RS , SQ , QV , till HR become less than the time in which p describes dk ; and the spaces DG and dg being subdivided as formerly, dl shall be less than dk , and lg greater than kg . But lg must be less than kg . For it appears, from the fourth axiom, that DL is greater than the space which would be described, in the time HR , by the motion of P at L continued uniformly; and lm is less than the space which would be described, in the same time, by the motion of p at l continued uniformly, by the third axiom: so that DL is to lm in a greater ratio, than that of the velocity of P at L to the velocity

K 2

ty of p at l , or that of E to F. In the same manner, LM is to mn , MN is to ng , and consequently (by art. 31.) DN to lg , in a greater ratio than E is to F. Therefore DG is to lg in a greater ratio than E is to F, or DG to kg ; and, consequently, lg is less than kg . Thus it appears, that when the velocities of the points P and p are always to each other in any invariable ratio, the spaces described by them in the same time are always in the same ratio.

T H E O R E M VII.

36. *When the space described by a motion is always equal to the sum of the spaces described in the same time by any other motions, the velocity of the first motion is always equal to the sum of the velocities of the other motions.*

Let the three points P, p and Q move in the lines AV, av and EF, and describe the spaces DG, dg and IH in the same time; and let IH be always equal to the sum of DG and dg ; then shall the velocity of Q be always equal to the sum of the velocities of P and p . If the motions of the points P and p are both uniform, then equal spaces being described by them in any equal times, the spaces described by Q in equal times will be also equal, and its motion will be uniform; and the velocity of Q will be to the sum of the velocities of P and p as IK is to the sum of DG and dg , and therefore in a ratio of equality.

37. If the motion of P be continually accelerated, and the motion of p be either uniform or accelerated, the motion of Q

A	P	B	D	L	G	V	is also continually accelerated, (by art. 14.) and if the sum of the velocity of P at D, added to the velocity of p at d , was greater than the velocity of Q at I, this sum might be supposed equal to the velocity of Q
a p b d l g u							
E	Q	k	I	K	H	F	

Q at some subsequent term, as when it comes to K. Let P and p describe DL and dl in the same time: that Q describes IK; and it follows, from the last article, that the point Q, with its motion at K continued uniformly, would in this time describe a space equal to the sum of the spaces that would be described, in the same time, by the points P and p , with their motions at D and d continued uniformly, that is, a space less than the sum of DL and dl , (by the first axiom;) and therefore less than IK. But the point Q, with its motion at K continued uniformly, would describe a greater space than IK in that time, by the second axiom; and these being contradictory, it follows, that the velocity of Q at I is not less than the sum of the velocities of P at D and p at d . If the velocity of Q at I was greater than the sum of these velocities, then its velocity at some preceding term, as when it arrived at k , might be equal to that sum; and, supposing BD, bd and kI to be described by P, p and Q in the same time, the point Q, with its motion at k continued uniformly, might describe a space greater than the sum of BD and bd (or kI) in the time it describes kI with its accelerated motion, against the first axiom. This theorem is demonstrated in the same manner from the third and fourth axioms, when the motion of P is perpetually retarded, and the motion of p is either uniform or retarded.

38. When the motion of P is continually accelerated, but the motion of p retarded, the motion of Q may be accelerated, uniform, or retarded. Suppose, first, that the motion of Q is accelerated; and if the velocity of Q at I was greater than the velocity of P at D added to the velocity of p at d , it might be supposed equal to the velocity of p at d added to the velocity of P at some subsequent term, as when it comes to L. But this is impossible. For, supposing that this could be admitted, and that dl and IK are described by p and Q in the time P describes DL, the point P, with its motion at L continued uniformly, would describe a greater space than DL in that time, (by the second axiom;) and the point p , with its motion at d continued uniformly, would describe a greater space than dl in the same time, (by the third axiom:) so that the point Q, with its motion at I continued uniformly, would describe


scribe a greater space than the sum of DL and dl (or IK) in that time. But, because the motion of Q is supposed to be continually accelerated, it follows, from the first axiom, that the point Q , with its motion at I continued uniformly, would describe a less space than IK in that time; and these being contradictory, it appears, that the velocity of Q at I is not equal to the velocity of P at L added to the velocity of p at d , and cannot exceed the sum of the velocity of P at D added to the velocity of p at d . If the velocity of Q at I was less than this sum, it might be equal to the velocity of p at d added to the velocity of P at some preceding term of the time, as when it came to B . But this is impossible. For, if it could be admitted, then, supposing bd and kI to be described by p and Q while P describes BD , the point P , with its motion at B continued uniformly, would describe a less space than BD (by the first axiom) in that time; and the point p , with its motion at d continued uniformly, would describe a less space than bd (by the fourth axiom) in the same time: so that the point Q , with its motion at I continued uniformly, would describe in this time a space less than the sum of BD and bd , or kI . But the motion of Q being continually accelerated, the point Q , with its motion at I continued uniformly, would describe a greater space than kI in that time, by the second axiom: and these being contradictory, it is evident, that the velocity of Q at I is not equal to the velocity of P at B added to the velocity of p at d , and cannot be less than the velocity of P at D added to the velocity of p at d . If the motion of Q be uniform, while the motion of P is accelerated and the motion of p is retarded, it is demonstrated, in the same manner, that the velocity of Q at I is equal to the velocity of P at D added to the velocity of p at d .

39. If the velocity of Q be continually retarded, (the rest remaining as in the last article,) and its velocity at I was greater than the velocity of P at D added to the velocity of p at d , it might be equal to the velocity of p at some preceding term of the time, as when it came to b , added to the velocity of P at D . But this is impossible. For, supposing that this is admitted, and that P and Q describe BD and kI in the time p describes bd , the point p , with its motion at b continued uniformly,

ly,

ly, would describe in that time a space greater than bd , (by the third axiom;) the point P , with its motion at D continued uniformly, would describe a greater space than BD in the same time, (by the second axiom:) and therefore the point Q , with its motion at I continued uniformly, would describe in this time a space greater than the sum of BD and bd , or kI . But the motion of Q being continually retarded, it would describe a less space than kI

with its motion at I continued uniformly in that time, by the fourth



axiom: and these are contradictory. If the velocity of Q at I was less than the velocity of P at D added to the velocity of p at d , it might be supposed equal to the velocity of P at D added to the velocity of p at some subsequent term of the time, as when it comes to l ; and (by the third and fourth axioms) it might describe, with its motion at I continued uniformly, a less space than the sum of DL and dl , or IK , in the same time that by its retarded motion it describes IK ; but it would describe, with the same uniform motion, in the same time, a greater space than IK , by the third axiom: and these are contradictory. Therefore the velocity of Q at I is equal to the velocity of P at D added to the velocity of p at d .

40. If the space described by Q be always equal to the sum of the spaces described in the same time by three or more points, it is easy, from what has been shewn, to extend the demonstration to these cases, by substituting always one point in place of two: And it appears, in general, that the velocity of Q at any term of the time, is equal to the sum of the velocities of all the other points at the same term.

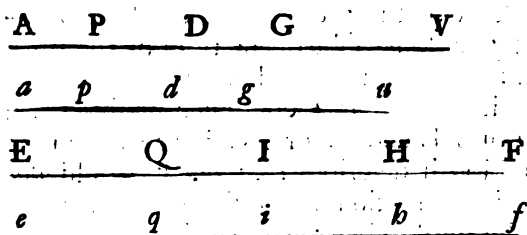
41. It follows, from what has been demonstrated, that when the space described by any point p is always equal to the difference of the spaces described in the same time by the points Q and P , then the velocity of p is always equal to the difference of the velocities of these points.

T H E-

T H E O R E M VIII.

42. *When the velocity of a motion is always equal to the sum of the velocities of any other motions, the space described by it is always equal to the sum of the spaces described in the same time by these other motions.*

Let the velocity of the point Q be always equal to the sum of the velocities of the points P and p ; and let IH , DG and dg be any spaces described by Q , P and p in the same time: then shall IH be equal to the sum of DG and dg . This theorem may be demonstrated immediately from the axioms, in the same manner as the fourth and sixth; but more briefly thus: Suppose the



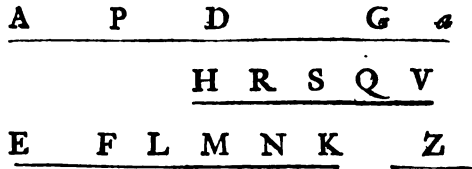
point q to describe, upon the line ef , a space ib always equal to the sum of DG and dg , then (by the seventh theorem) the velocity of q must be always equal to the sum of the velo-

cities of P and p , and therefore is equal to the velocity of Q . From which it follows, by the fourth theorem, that IH is always equal to ib ; and therefore IH is equal to the sum of DG and dg .

43. It follows, from this theorem, that when the velocity of any point p is always equal to the difference of the velocities of two other points Q and P , the space dg described by p is always equal to the difference betwixt IH and DG , which are described in the same time by the points Q and P .

44. In demonstrating these theorems, we have supposed that every motion is either uniform, continually accelerated, or continually retarded; or that the time may be distinguished into parts, during each of which the motion is reducible to one or other

other of those kinds. For though the velocity of a motion may, at certain terms of the time, be increased or diminished at once by a given or assignable quantity; it is impossible that a motion can be increased or diminished in this manner perpetually, or at every term of the time. If such a motion could be supposed, its velocity would exceed all conceivable velocities in the least time that could be assigned. This, if it seem to need a proof, may be demonstrated in the following manner. Let the point P describe any space DG, upon the line Aa, in the time HV; and let its velocity at G be to its velocity at D in any assignable ratio, as in that of EK to EF. The velocity of P may be supposed, at certain terms of the time,



to be increased at once, by a quantity that may be in the same ratio to the velocity of P at D, as a given line Z is to EF; but it cannot be supposed to be increased in every assignable part of the time by this quantity, how minute soever it may be. For, supposing that this could be admitted, let FK be divided by a continual bisection into equal parts, FL, LM, MN, NK, till each of these parts become less than Z; and let HV, which represents the time, be divided into the same number of equal parts, HR, RS, SQ, QV. Then, by what we have supposed, the velocity of P must be increased, in the time HR, by a quantity that is to the velocity of P at D as Z is to EF; and therefore, since Z is greater than FL, the velocity of P at the end of the time HR, is to its velocity at the beginning of that time in a greater ratio than EL is to EF. In like manner, the velocity of P being increased in each of the subsequent times RS, SQ, QV, by the quantity represented by Z, which is greater than LM, MN or NK; it follows, that the velocity of P at the end of the time HV, (that is, when it is supposed to come to G,) is to the velocity it had at the beginning of that time, when it was at D, in a greater ratio than EK is to EF: but the ratio of these velocities was supposed to be the same as that of EK to EF; and these are contradictory.

L same

same manner, that the velocity of P cannot be supposed to decrease, so as to be diminished by a given quantity how minute soever, represented by Z, at every term of the time, or in every assignable part of it.

45. When a motion is accelerated or retarded in a continued manner, it is evident, that, from any given term, a part of the time may be taken so small, that the difference of the velocities at the beginning and end of this time, may be less than the difference of any given unequal velocities; and that the ratio of those velocities approaches to a ratio of equality, by diminishing the time, so that it may come nearer to that ratio than any given ratio of inequality. It follows from this, that if BD, DG and GK be described by such a motion in the equal times HR, RS, SQ; then, by diminishing the time HQ, the ratio of GK to BD will approach nearer to a ratio of equality than any ratio of inequality that can be assigned. For, if the motion be accelerated, BD must be greater than the space which

A	P	B	D	G	K	a	would be described in the
							time HR by the motion at
							B continued uniformly, (by
							the first axiom;) and GK
							is less than the space which

would be described, in the same time, by the motion at K continued uniformly, (by the second axiom:) so that GK is greater than BD, but in a less ratio than the velocity at K is greater than the velocity at B; and therefore in a ratio, that, by diminishing the time HQ, may approach nearer to a ratio of equality, than any assignable ratio of inequality. If the motion of P be retarded in a continued manner, it appears, from the third and fourth axioms, that the ratio of BD to GK is less than the ratio of the velocity at B to the velocity at K; so that, by diminishing the time HQ, the ratio of BD to GK may approach nearer to a ratio of equality, than any given ratio of inequality.

46. It follows, conversely, that if the ratio of GK to BD approach to a ratio of equality by diminishing the time HQ, so as to come nearer to it than any given ratio of inequality, and this obtain whatever part of the time be represented by HQ; then the motion must be increased or diminished in a

con-

continued manner. For, if the motion perpetually increase, then the velocity at G is to the velocity at D in a less ratio, than GK is to BD , (by the first and second axioms;) and therefore in a ratio that (by the supposition) may come nearer to a ratio of equality, than any given ratio of inequality: so that the motion must be accelerated in a continued manner. If the motion perpetually decrease, then the velocity at D is to the velocity at G in a less ratio than BD is to GK , (by the third and fourth axioms;) and therefore in a ratio that may approach to a ratio of equality nearer than any given ratio of inequality: so that the motion is retarded in a continued manner. The motions that are increased or diminished in a continued manner, are thus distinguished from those that at certain terms are increased by a given quantity, but betwixt those terms are either uniform, or are accelerated or retarded in a continued manner. It appears easily, from what has been shewn, that, in the third and fifth theorems, if the motion of P be accelerated or retarded in a continued manner, the motion of p is also accelerated or retarded in a continued manner; and that, in the seventh theorem, when the motions of P and p are accelerated or retarded in a continued manner, the motion of Q is accelerated or retarded in the same manner.

T H E O R E M IX.

47. *When a point P describes a line Aa with a motion of any kind, and another point p describes the same spaces on this line Aa , in equal times, but in a contrary order, and with an opposite direction; the velocities of these points at any given term of the line are equal.*

Suppose that the point P proceeding from A towards a describes any space DL in any time HQ ; and that the point p , in moving from a towards A , describes always that space DL in the same time HQ in which it was described by P : Then the velocity of p at D must be equal to the velocity of P at D .

L 2

When

When the motion of the point P is uniform, it follows, from the supposition, that the motion of p is also uniform, and that their velocities are always equal. Let the motion of P be continually accelerated; and it follows, from the supposition, that the motion of p is continually retarded. If the velocity of the

$$\begin{array}{ccccccc} A & P & & D & L & & p & a \\ \hline & & & & & & & \\ & & & H & \text{---} & Q & & \end{array}$$

point p at D was greater than the velocity of P at D, it might be supposed equal to the velocity of P at some subsequent term of the time, as when it comes to L. But this is impossible: For the point P, with its motion at L continued uniformly, would describe a greater space than DL, in the time HQ, (by the second axiom;) and the point p , with its motion at D continued uniformly, would describe a less space than DL, in that time, (by the fourth axiom:) so that the velocity of p at D is less than the velocity of P at L. If the velocity of P at D was greater than the velocity of p at D, it might be supposed equal to the velocity of p at some term before p came to D, as to its velocity at L. But this also is impossible: For the point P, with its motion at D continued uniformly, would describe a less space than DL in the time HQ, (by the first axiom;) and the point p , with its motion at L continued uniformly, would describe a greater space than LD in the same time, (by the third axiom:) so that the velocity of p at L is greater than the velocity of P at D. It appears, therefore, that the velocity of p at any term of the line Aa , as D, is neither greater nor less than the velocity of P at the same term, but equal to it. If the motion of P is continually retarded, the motion of p must be continually accelerated; and the demonstration is the same as in the former case.

48. In the following articles, we suppose, that while the points P and p describe the line Aa , the points M and m describe the line Ee ; and that EM is determined in any regular manner from AP, so that when AP is equal to the absciss of any figure, EM is always equal to the corresponding ordinate. Then, if Em be determined in the same manner from Ap , it is evident, that when Ap becomes equal to AP, Em becomes equal

to

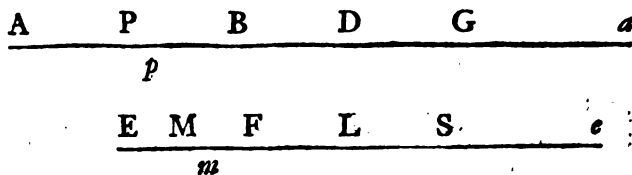
to EM; and that, according as AP is greater or less than Ap, EM is greater or less than Em. If P and p come together to any point D, then M and m shall come at the same time to some point L upon the line Ee; and, according as DP is greater or less than Dp, LM is greater or less than Lm. It is also evident, that the motion of P being uniform, if the motion of M be accelerated or retarded in a continued manner; then, the motion of p being also uniform, the motion of m must be accelerated or retarded in a continued manner. If this seem to need any proof, it may be easily deduced from the 45th and 46th articles.

T H E O R E M X.

49. *The motions of the points P and p in the line Aa being uniform, let EM be always determined in any regular manner from AP, and Em be determined in the same manner from Ap; then the velocity of the point M, at any term of the line Ee, shall be to the velocity of the point m, at the same term of that line, as the velocity of P is to the velocity of p.*

Let the points P and p come together to D; let M and m come at the same time to L: and the velocity of M at L shall be to the velocity of m at L, as the velocity of the uniform motion of P is to the velocity of the uniform motion of p. If the motion of M is uniform, the motion of m is also uniform.

For, if the point m describe the spaces FL, LS in any equal times, the point p



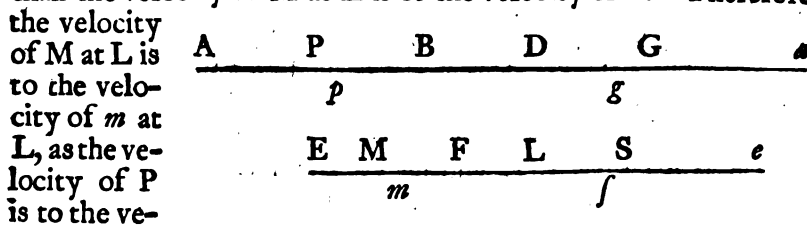
will describe equal spaces BD and DG in these equal times; and, the motion of P being uniform, it will describe the same spaces in equal times. But while P describes BD and DG, M describes FL and LS with its uniform motion; and therefore FL

is

is equal to LS : and the spaces being equal which are described by m in any equal times, its motion must be uniform. The velocity of M is to the velocity of P as FL is to BD ; and the velocity of m is to the velocity of p in the same ratio. Therefore the velocity of M is to the velocity of m as the velocity of P is to the velocity of p .

50.. If the motion of M is continually accelerated, the motion of m is also accelerated continually. In this case, if the velocity of m at L was to the velocity of p in a greater ratio, than the velocity of M at L is to the velocity of P ; then the velocity of m at L might be to the velocity of p , as the velocity of M at some subsequent term of the line Ee is to the velocity of P . Suppose the point S to be such a term, and let P describe DG while M describes LS . Then, because the motion of the point M is continually accelerated, it would describe a greater space than LS with its motion at S continued uniformly, in the time P describes DG , (by the second axiom.) From which it follows, that the velocity of M at S is to the velocity of P in a greater ratio than LS is to DG ; and therefore the velocity of m at L is to the velocity of p in a ratio that is also greater than that of LS to DG . But, in the same time that p describes DG with an uniform motion, the point m describes LS with an accelerated motion ; and it would describe a less space than LS with its motion at L continued uniformly, in this time, (by the first axiom.) Therefore the velocity of m at L is to the velocity of p in a less ratio than LS is to DG : and these being contradictory, it appears, that the ratio of the velocity of m at L to the velocity of p , is not greater than the ratio of the velocity of M at L to the velocity of P . If it was a less ratio, then the velocity of m at some subsequent term of the line Ee might be to the velocity of p , as the velocity of M at L is to the velocity of P . Suppose the point f to be that term ; let p describe Dg while m describes Lf : and since the point m , with its motion at f continued uniformly, would describe a greater space than Lf while p describes Dg with its uniform motion, (by the second axiom ;) it follows, that the velocity of m at f is to the velocity of p in a greater ratio than Lf is to Dg : and therefore the velocity of M at L is to the velocity

velocity of P in a ratio that is also greater than that of Lf to Dg. But while P describes Dg with an uniform motion, the point M describes Lf with an accelerated motion; and it would describe a less space than Lf with its motion at L continued uniformly, in this time, (by the first axiom.) Therefore the velocity of M at L is to the velocity of P in a less ratio than Lf is to Dg. And these being contradictory, it appears, that the velocity of *m* at L is to the velocity of *p* neither in a greater nor in a less ratio, than the velocity of M at L is to the velocity of P. Therefore



In like manner, this theorem is demonstrated from the third and fourth axioms, when the motion of M is continually retarded. In either case, it may be demonstrated from the same principles, by considering the spaces described by the points M and *m* before they come to L, whether their motions be continued after that term or not. An example of the manner how this is done, was given in the 21st article.

51 It is demonstrated, in the same manner, that EM being always determined from AP in any regular manner, and Em being determined from Ap in the same manner; if the motions of P and M be uniform, and M come to L when P comes to D, then the velocity of *m* at L shall be to the constant velocity of M, as the velocity of *p* at D is to the constant velocity of P. If the motion of *p* is accelerated continually, the motion of *m* is also accelerated continually: and if the velocity of *m* at L was to the velocity of M in a greater ratio, than the velocity of *p* at D is to the velocity of P, it might be supposed that the velocity of *m* at L is to the velocity of M, as the velocity of *p* at *g* is to the velocity of P; that is, (supposing DG, Dg, LS, Lf to be described by the points P, *p*, M, *m* respectively, in the same time,) in a greater ratio than Dg is to DG, (by the second axiom,) or (because the motions of P and

and M are uniform, and Dg is to DG as Lf is to LS) in a greater ratio than Lf is to LS . But the velocity of m at L is to the velocity of M in a less ratio than Lf is to LS , (by the first axiom;) and these being contradictory, it appears, that the ratio of the velocity of m at L to the velocity of M is not greater, than the ratio of the velocity of p at D to the velocity of P . In the same manner, it is shewn, that it is not a less ratio; and therefore the velocity of m at L is to the velocity of M , as the velocity of p at D is to the velocity of P . When the motions of p and m are continually retarded, the demonstration is deduced, in like manner, from the third and fourth axioms.

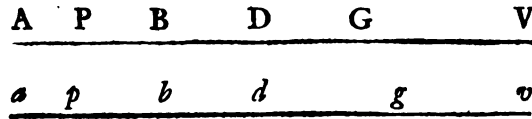
52. The motion of the point P in the line AV being uniform, but the motion of p variable, let their velocities at D be equal; let the time in which p describes bD be equal to the time in which P describes BD ; and let Dg and DG be also described by them in any equal times. Then, if the motion of p be per-

A	P	B	D	G	V
	p	b		g	

petually accelerated, bD shall be always less than BD , (by the second axiom,) because bD is described by p with an accelerated motion, and BD is described in an equal time by P with an uniform motion equal to that which p acquires at D . But Dg is greater than DG , (by the first axiom,) because Dg is described by p with an accelerated motion, and DG is described in an equal time by an uniform motion equal to the motion of p at D . If the motion of p be perpetually retarded, then (by the fourth axiom) bD is greater than BD , and (by the third axiom) Dg is less than DG .

53. Let the motion of P in the line AV be uniform; and the motion of p in the line av be accelerated or retarded continually, (that is, let its velocity increase or decrease from one degree to another, by passing through all the intermediate degrees,) while P describes any spaces BD and DG ; let p describe the spaces bd and dg ; and, the motion of p being first accelerated, let bd be always less than BD , but dg greater than DG : then the velocity of p at d shall be equal to the constant velocity of P . For a greater space than dg would be described by the

the point p , with its motion at g continued uniformly, in the same time P describes DG , (by the second axiom;) and therefore the velocity of P is less than the velocity of p at g . A less space than bd would be described by the point p , with its motion at b continued uniformly, in the same time P describes BD , (by the first axiom:)



and therefore the velocity of P is greater than the velocity of p at b . The motion of p is supposed to be accelerated in a continued manner; and therefore, the constant velocity of P being greater than the velocity of p at b , but less than the velocity of p at g , it must be equal to the velocity of p at some intermediate term of the space bg . But it is demonstrated, in the same manner, that the velocity of P is greater than the velocity of p at any term before d , and less than the velocity of p at any term after d . Therefore the velocity of P is equal to the velocity of p at d . If the motion of p be retarded continually, and bd be always greater than BD , but dg less than DG ; it is demonstrated, in the same manner, from the third and fourth axioms, that the constant velocity of P is equal to the velocity of p at d .

54. Let the motion of the point P be also accelerated; but, the motion of p being more accelerated, let bd be always less than BD , but dg greater than DG . In this case, the velocity of P at D is less than the velocity of p at g , because a less space than DG would be described by the former continued uniformly, and a greater space than dg would be described by the latter continued uniformly, in the same time, (by the first and second axioms.) The velocity of P at D is greater than the velocity of p at b , because a greater space than BD would be described by the former continued uniformly, and a less space than bd (which is itself less than BD) would be described by the latter continued uniformly, in the same time, (by the same axioms.) Therefore, the motion of the point p being accelerated continually, the velocity of P at D must be equal to the velocity of p at some intermediate term of the space bg . But, in the same manner as we have shewn, that it is greater than the velocity

M of

of p at b , and less than the velocity of p at g , it is demonstrated to be greater than the velocity of p at any term before p comes to d , and to be less than the velocity of p at any term after it passes d . Therefore the velocity of P at D is equal to the velocity of p at d .

55. Let the motion of the point p be now retarded continually, and the motion of P be also retarded; let bd be always greater than BD , and dg less than DG , (which happens when the motion of p is more retarded than the motion of P .) The velocity of P at D is greater than the velocity of p at g , because a greater space than DG would be described by the former continued uniformly, and a less space than dg would be described by the latter continued uniformly, in the same time, (by the third and fourth axioms.) The velocity of P at D is less than the velocity of p at b , (by the same axioms.) Therefore, since the motion of p is supposed to decrease in a continued manner, the velocity of P at D must be equal to the velocity of

A	P	B	D	G	V
a	p	b	d	g	v

of p at some intermediate term of the space bg . But, in the same manner as we have shewn, that the velocity of P at D is greater than the velocity of p at g , but less than the velocity of p at b , it is demonstrated that the velocity of P at D is greater, or less, than the velocity of p at any term of the space bg , d only excepted. Therefore the velocity of P at D is equal to the velocity of p at d .

56. When the motion of p is retarded continually, and the motion of P is accelerated continually; and bd is always greater than BD , but dg less than DG : then the velocity of p at b is greater than the velocity of P at B , because a greater space than bd would be described by the former continued uniformly, and a less space than BD would be described by the latter continued uniformly, in the same time, (by the first and third axioms.) The velocity of p at g is less than the velocity of P at G , because a less space than dg would be described by the former continued uniformly, and a greater space than DG would be described by the latter continued uniformly, in the same time, (by

(by the second and fourth axioms.) Therefore, since the motions of P and p increase and decrease in a continued manner, their velocities must be equal at some intermediate term of the time in which they describe BG and bg . But, in the same manner as we have shewn that their velocities are unequal at B and b , and at G and g , it is demonstrated that their velocities are unequal at any term of the time, that only when they come to D and d excepted. Therefore, in this case also, the velocity of P at D is equal to the velocity of p at d .

T H E O R E M X I.

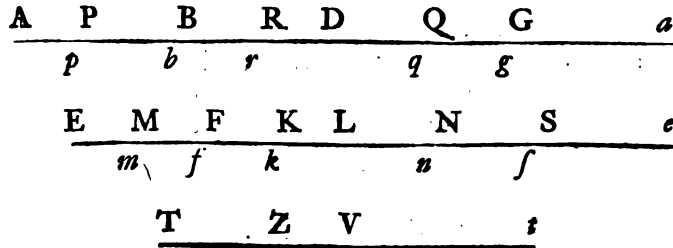
57. *The motion of the point P upon the line Aa being uniform, and the motion of the point p upon the same line being accelerated or retarded continually, let their velocities be equal at D . Then, EM being always determined from AP in any regular manner, and Em being determined from Ap in the same manner; when P comes to D , let M come to L with a motion that is accelerated or retarded continually, and the velocity of m at L shall be equal to the velocity of M at L .*

In the first place, let the motion of M be continually accelerated, and the motion of p continually retarded. Let the points P , p , M and m describe the spaces BD , bD , FL and fL respectively, in the time TV ; and the spaces DG , Dg , LS , Ls in the time Vt . Then (by art. 52.) bD is greater than BD , and Dg less than DG . From which it follows, (art. 48.) that fL is greater than FL , and Ls less than LS . In this case, the motion of m may be uniform, accelerated, or retarded. Let it first be uniform. By the first axiom, the point M , with its motion at F continued uniformly, would describe in the time TV a space less than FL , which is itself less than fL , the space described in the same time by the point m ; so that the velocity of M at F is less than the constant velocity of m . Therefore, since the motion of M is accelerated in a continued man-

M 2

ner,

ner, by the supposition; if its motion at L be greater than the velocity of m , its velocity at some intermediate term of the space FL, as K, must be equal to the constant velocity of m .

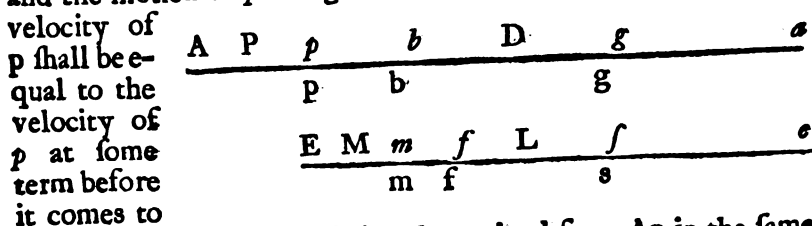


Let P, p , M and m describe the spaces RD, rD , KL and kL in the same time ZV; and be-

cause rD exceeds RD, (art. 52.) kL must be greater than KL. The point M, with its motion at K continued uniformly, would describe in the time ZV a space less than KL, (by the first axiom,) which is less than kL , that is described in the same time by the point m with its uniform motion. Therefore the velocity of M at K is less than the constant velocity of m . But they were equal; and these being contradictory, it appears, that the velocity of M at L is not greater than the constant velocity of m . The velocity of m is less than the velocity of M at S, because Ls is described by the former in the time Vt, and a greater space than LS (which exceeds Ls) would be described in the same time by the latter continued uniformly, by the second axiom. Therefore, if the velocity of m be greater than the velocity of M at L, it must be equal to the velocity of M at some intermediate term of the space LS, as N. While M describes LN, let P, p and m describe DQ, Dq and Ln ; and Dq being less than DQ, (by art. 52.) Ln is therefore less than LN. The point M, with its motion at N continued uniformly, would describe a greater space than LN (by the first axiom) while m with its uniform motion describes Ln ; and therefore the velocity of m is less than the velocity of M at N. But they were equal; and these are contradictory. Therefore the velocity of m is neither greater nor less than the velocity of M at L, but precisely equal to it. The demonstration proceeds by the same steps when the velocity of M is accelerated, that of p retarded,

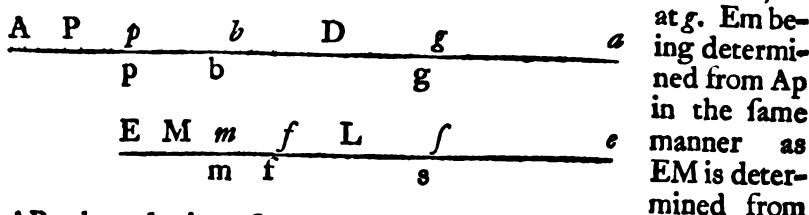
retarded, and the velocity of m is accelerated. For it appears, in the same manner, that the velocity of m at L is greater than the velocity of M at F , but less than the velocity of M at S ; so that it must be equal to the velocity of M at some intermediate term of the space FS : and it appears, from the first and second axioms, that it cannot be equal to the velocity of M at any term of the space FS , but L only.

58. The motion of M being still accelerated continually, and the motion of p retarded continually, let the motion of m be also retarded. If the velocity of m at L be greater than the velocity of M at L , let the velocity of p in the line Aa be greater than the velocity of P in the same ratio. The constant velocity of p being greater than the velocity of p at D , and the motion of p being retarded in a continued manner, the velocity of



D , as at b . Then, Em being determined from Ap in the same manner as EM is determined from AP , the motion of m shall be continually accelerated, (art. 48.) and the velocity of m at any term of the line Ee , as L , shall be to the velocity of M at the same term, as the velocity of p is to the velocity of P , (by the tenth theorem,) or as the velocity of m at L is to the velocity of M at L . Therefore the velocity of m at L must be supposed equal to the velocity of m at L . Let p, p, m and m describe the spaces bD, bD, fL and fL in the same time; and bD being greater than bD , (by the third axiom, the velocity of p being equal to the velocity of p at b ,) fL must be greater than fL . The point m , with its motion at L continued uniformly, would describe a greater space than fL in that time, (by the second axiom.) The point m , with its motion at L continued uniformly, would describe a less space than fL (which is less than fL) in the same time, (by the fourth axiom.) Therefore the velocity of m at L is greater than the velocity

velocity of m at L . But these velocities were supposed equal; and these being contradictory, it follows, that the velocity of m at L is not greater than the velocity of M at L . If the velocity of m at L be less than the velocity of M at L , let the velocity of p be less than the velocity of P in the same ratio; and, since it is less than the velocity of p at D , let it be equal to the velocity of p at some subsequent term of the line Aa , as

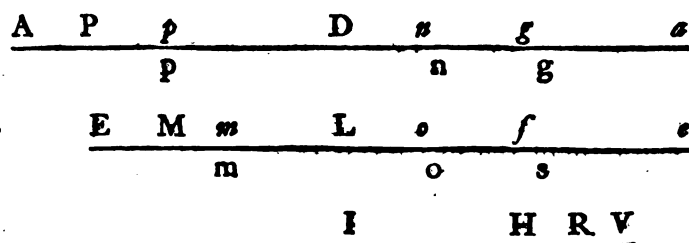


AP, the velocity of m at L is to the velocity of M at L , as the velocity of p is to the velocity of P , (by the tenth theorem;) and therefore must be supposed equal to the velocity of m at L . Let p, p, m and m describe the spaces Dg, Dg, Lf and Ls in the same time; and Dg being less than Dg , (by the fourth axiom,) Ls is less than Lf . The point m , with its motion at L continued uniformly, would describe a space less than Ls in that time, (by the first axiom;) and the point m , with its motion at L continued uniformly, would describe a greater space than Lf (which exceeds Ls) in the same time, (by the third axiom.) Therefore the velocity of m at L is less than the velocity of m at L . But they were supposed equal; and these being contradictory, it appears, that the velocity of m at L is neither greater nor less than the velocity of M at L , but precisely equal to it.

59. The motion of M being accelerated continually, as formerly, let the motion of p be also accelerated continually, and it is evident that the motion of m is also accelerated, (art 14.) If the velocity of m at L be not equal to the velocity of M at L , let it first be greater, in the same ratio as IV is greater than IH ; and (R being any point betwixt H and V) let the velocity of p be to the velocity of P (or the velocity of p at D) as IR is to IH ; and, since it is greater than the velocity of p at D , suppose it equal to the velocity of p at g . Let p describe
Dg

Dg with its uniform motion, in the same time that p describes Dg, and Dg shall be greater than Dg , (by the second axiom.) Let Em be determined from Ap in the same manner as EM is determined from AP; and, if m and m describe the spaces Ls and Lf in that time, Ls shall be greater than Lf. The point m , with its motion at L continued uniformly, would describe a less space than Lf in this time, (by the first axiom.) The point m , with its motion at s continued uniformly, would describe a greater space than Ls in the same time, (by the second axiom.) Therefore the velocity of m at L is less than the velocity of m at s : but it is greater than the velocity of m at L, (in the same proportion as IV is greater than IR ;) and, consequently, it must be equal to the velocity of m at some intermediate term of the space Ls, as o. In the same time that m describes

Lo, let p , p and m describe the spaces Dn, Dn and Lo respectively.



The point m , with its motion at L continued uniformly, would describe a space less than Lo in that time, (by the first axiom.) The point m , with its motion at o continued uniformly, would describe a space greater than Lo in the same time, (by the second axiom ;) and, Dn being 'greater than Dn, (because the velocity of p always exceeds the velocity of p till p come to g .) Lo is greater than Lo. Therefore the velocity of m at L is less than the velocity of m at o. But they were supposed equal ; and these being contradictory, it appears, that the velocity of m at L is not greater than the velocity of M at L. In like manner it is demonstrated, that the velocity of m at L is not less than the velocity of M at L ; and therefore these velocities are equal to each other.

60. The other cases of this theorem, when the motion of M is supposed to be retarded continually, are demonstrated in the same

same manner : or they may be deduced from those we have described, by the ninth theorem. When the motions begin or end at the terms D and L, the same demonstration is applicable ; since it is sufficient, that the motions may be conceived to have begun before these terms, or to be continued after them. For the same reason, these demonstrations may be applied, when L is a term where the motion of M ceases to be accelerated, being afterwards retarded ; or where it ceases to be retarded, being afterwards accelerated. In like manner, the theorem may be extended to those cases, when the velocity of M is increased or diminished at L by any finite or assignable quantity, by conceiving the velocity thus augmented or diminished to have been produced by a continued acceleration or retardation while M came to L.

61. In general, it follows from what has been demonstrated, that when the points P and p describe the line Aa with motions that are either uniform or varied continually ; and, EM being determined from AP in any regular manner, Em is determined from Ap in the same manner : then the velocity of m , at any term of the line Ee , is to the velocity of M at the same term of that line, as the velocity of p , at the corresponding term of the line Aa , is to the velocity of P at the same term.

62. In the two following theorems, when we say a ratio is a limit betwixt two other ratios, we mean no more, but that it is greater than the one, and less than the other.

T H E O R E M XII.

The velocity of a motion that is accelerated or retarded perpetually, is, at any term of the time, to the velocity of an uniform motion, in a ratio that is always a limit between the ratio of the spaces described by these motions in any equal times before that term, and the ratio of the spaces described by them in any equal times after it.

While the point P describes the line Aa with an uniform motion,

tion, let the point M describe the line Ee with a motion that is accelerated or retarded perpetually. When P comes to D, let M come to L. Let BR and FK be spaces described by the points P and M in any time before they come to D and L; and let QG and NS be spaces described by them in any time after that term: and the velocity of M at L shall be to the constant velocity of P, in a ratio that is always a limit betwixt the ratio of FK to BR and the ratio of NS to QG.

First, let the motion of M be accelerated; and the point M, with its motion at N continued uniformly, would describe a space less than NS, in the same time the point P with its uniform motion describes QG, (by the first axiom.)

Therefore the velocity of the

A	P	B	R	D	Q	G	a
E	M	F	K	L	N	S	e

point M at N is to the constant velocity of the point P (art. 4.) in a less ratio than NS is to QG. But the motion of the point M being perpetually accelerated, its velocity at L is less than its velocity at N, and therefore is to the constant velocity of P in a less ratio than that of NS to QG. By the second axiom, the point M, with its motion at K continued uniformly, would describe a greater space than FK, in the same time P with its uniform motion describes the space BR; and therefore the velocity of the point M at K, is to the constant velocity of the point P in a greater ratio than FK is to BR. But the velocity of the point M at L is greater than its velocity at K; and therefore is to the constant velocity of P in a greater ratio than FK is to BR. Thus it appears, that the velocity of the point M at L is to the constant velocity of P, in a ratio that is always a limit betwixt the ratio of NS to QG and the ratio of FK to BR; being in this case less than the former, and greater than the latter of those ratios.

63. If the motion of the point M be retarded perpetually, then (by the third axiom) the point M, with its motion at N continued uniformly, would describe a greater space than NS, in the same time P with its uniform motion describes the space QG; and therefore the velocity of M at N is to the constant

N

stant

stant velocity of P in a greater ratio than NS is to QG. But the motion of M being now retarded, its velocity at L is greater than its velocity at N; and therefore its velocity at L is to the velocity of P in a greater ratio than NS is to QG. By the fourth axiom, the point M, with its motion at K continued uniformly, would describe a space less than FK, in the same time P describes BR with its uniform motion; and

A P B R D Q G *a*

E M F K L N S *e*

therefore the velocity of M at K is to the constant velocity of P in a less ratio than FK

is to BR. But the velocity of M at L is less than its velocity at K; and, consequently, the velocity of M at L is to the constant velocity of P in a less ratio than FK is to BR. Therefore the velocity of M at L is to the constant velocity of P, in a ratio that is always a limit betwixt the ratio of NS to QG and the ratio of FK to BR, being in this case greater than the former, and less than the latter of those ratios. It is evident, that in either case the velocity of M at L is to the velocity of P, in a ratio that is always a limit betwixt the ratio of KL to RD, and that of LN to DQ; for this is only a particular case of the theorem.

T H E O R E M XIII.

64. *The space described by a motion that is accelerated or retarded perpetually, is to the space described in the same time by an uniform motion, in a ratio that is a limit betwixt the ratio of the velocities of these motions at the beginning of the time and their ratio at the end of it.*

The points P and M being supposed to describe the spaces DG and LS in the same time, and the motion of M being accelerated, as in the 62d article; then, since the point M, with its motion at L continued uniformly, would describe a less space than

than LS , in the time P describes the space DG with an uniform motion, (by the first axiom;) it follows, that the space LS is to the space DG in a greater ratio, than the velocity of M at L is to the constant velocity of P . The point M , with its motion at S continued uniformly, would describe a greater space than LS , in the time P describes DG with its uniform motion, (by the second axiom;) and, consequently, the space LS is to the space DG in a less ratio, than the velocity of M at S is to the constant velocity of P . Therefore the ratio of the space LS to the space DG , is a limit betwixt the ratio of the velocity of M at L to the constant velocity of P , and the ratio of the velocity of M at S to the velocity of P ; being greater than the former, and less than the latter of those ratios.

65. Let the motion of the point M be perpetually retarded, as in the 63d article; and, by the third axiom, the point M would describe a greater space than LS , with its motion at L continued uniformly, in the time P describes DG ; but the point M , with its motion at S continued uniformly, would describe a less space than LS in the time P describes DG , (by the fourth axiom:.) Therefore the space LS is to the space DG in a ratio that is less than the ratio of the velocity of M at L to the velocity of P , but greater than the ratio of the velocity of M at S to the velocity of P .

T H E O R E M XIV.

66. *The motion of the point P being uniform, but the motion of the point M continually varied, let the velocity of P be to the velocity of M at L , as a given line Dg is to Lc ; let Dg be always to Ls , as the space DG described by P in any time, is to LS the space described by M in the same time. Then, by diminishing the spaces DG and LS continually, cs may become less than any assignable magnitude.*

Let cx be any small quantity assigned at pleasure; and let it be added to Lc when the motion of M is accelerated, but subtracted

ducted from Lc when the motion of M is retarded : and it is manifest, that, by diminishing LS , the velocity of M at S approaches continually to the velocity of M at L , so that their difference may become equal to the difference of any two unequal velocities that can be assigned, or less than it, how small soever it may be. Let LS be diminished till the difference of those velocities be to the constant velocity of P as cx is to Dg ;

A	P	B	D	G	g	a
E	M	F	L	S	s	c
					f	x
						e

and the velocity of M at S shall be to the velocity of P as Lx is to Dg .

When the motion of M is accelerated, it follows, from the 64th article, that the ratio of LS to DG , or of Ls to Dg , is greater than the ratio of the velocity of M at L to the velocity of P , or the ratio of Lc to Dg ; but that the same ratio of LS to DG , or of Ls to Dg , is less than the ratio of the velocity of M at S to the velocity of P , or the ratio of Lx to Dg . Therefore Ls is greater than Lc , but less than Lx ; and, consequently, cs is less than cx . When the motion of M is retarded continually, then (by the 65th article) the ratio of LS to

A	P	B	D	G	g	a
E	M	F	L	S	s	c
					x	f
						s
						e

the ratio of the velocity of M at L to the velocity of P ,

or the ratio of Lc to Dg , but greater than the ratio of the velocity of M at S to the velocity of P , or the ratio of Lx to Dg . Therefore Ls in this case is less than Lc , but greater than Lx ; and, consequently, cs is less than cx . In the same manner it is demonstrated, that if FL be always to BD as Ls is to Dg , then, by diminishing the spaces FL , BD , which are described by M and P before they come to L and D , cs may become less than any given magnitude. And if FL , LS be spaces described by the point M in equal times, or in times that are to each other in any given proportion; and FL , LS , DG be to each other always in the same proportion as Ls , Ls and Dg : then, by diminishing the spaces FL and LS continually, sf may become less

less than any given magnitude. It appears from what was shewn in the 44th article, that any motion must be supposed to be either uniform, or varied in a continued manner for some time, how small soever that time may be; and therefore this theorem obtains universally.

67. Because *of* the difference betwixt Lf and Lc decreases so that it may become less than any given quantity, how small soever, when DG and LS are diminished continually; it appears, that the ratio of Dg to Lf (or of DG to LS) approaches continually to the ratio of Dg to Lc , so that it may come nearer to this ratio, than the ratio of Dg to any assignable quantity greater or less than Lc . For this reason, the ratio of Lc to Dg is by Sir ISAAC NEWTON called the *Limit* of the variable ratio of Lf to Dg , or of LS to DG , in a more restricted sense of this term than that in which we made use of it in the twelfth and thirteenth theorems.

68. When the motion of the point M is continually accelerated from L to S , then Lf consists always of two parts: the part Lc is invariable, and measures the velocity of M at L ; the part *of* is variable, and arises from the acceleration of the motion of M while it describes LS . This latter part decreases continually when DG and LS are diminished, and vanishes with them. Therefore, when EM is determined from AP by any construction or equation, and thence the variable ratio of LS to DG , or of Lf to the given quantity Dg , is reduced to a rule or expression, all that is requisite to determine the ratio of Lc to Dg is, to distinguish betwixt Lc the invariable part of Lf and the variable part *of*. And, for this purpose, it is sufficient to suppose DG and LS to decrease, and to find what part of Lf continually decreases at the same time, and at length vanishes with LS ; for this part is *of*: which being rejected, the remainder Lc is to Dg as the velocity of M at L is to the constant velocity of P , or as the fluxion of EL is to the fluxion of AD . When the motion of M is continually retarded, then Lf is less than Lc by the difference *of* which decreases and vanishes with LS , as before; and this part of the expression of Lf being discovered and rejected in the same manner, the other part gives Lc , which is to the given line Dg as the fluxion of EL is to the fluxion of AD .

69. It

69. It is in this concise manner Sir ISAAC NEWTON most commonly determines the ratio of the fluxions of quantities. But we shall treat more fully of his method afterwards; and, since there have been various objections made against this doctrine, we shall demonstrate its principal propositions immediately from the axioms. By tracing them to such plain principles, their evidence may be more easily examined, and objections against them may either be obviated, or, if any doubt or difficulty remain, it may appear wherein precisely it lies. It is worth while to demonstrate the chief propositions of this method in as clear and compleat a manner as possible, if by this means we can preserve this science from disputes. Some of the preceding theorems are so evident, that they are commonly admitted without a proof: but, because we are delivering the elements of this doctrine, and have proposed, in treating it, to imitate the ancient Geometricians, (who never increased the number of their principles without necessity,) we have deduced those theorems from the axioms; that it might appear how few and plain the principles are which it is necessary for us to assume in demonstrating it. It remains, before we proceed to enquire into the fluxions of particular quantities, that we should say something of the higher orders of fluxions.

70. When a motion is accelerated or retarded continually, the velocity may be itself considered as a variable or flowing quantity, and may be represented by a line that increases or decreases continually. When a velocity increases uniformly, so as to acquire equal increments in any equal times, its fluxion is measured by the increment which is generated in any given time. In this case, the velocity is represented by a line that is described with an uniform motion; and its fluxion, by the constant velocity of the point that describes the line, or by the space which this point describes in a given time. . When a velocity is not accelerated uniformly, but acquires increments in equal times that continually increase or decrease, then its fluxion at any term of the time is not measured by the increment which it actually acquires, but by that which it would have acquired if its acceleration had been continued uniformly from that term for a given time. And, in the same manner, when a motion is retarded

con-

continually, the quantity by which it would be diminished in a given time, if its retardation was continued uniformly from any term, measures its fluxion at that term. While the point M describes the line *Ee*, let the point Q describe the line *Ii*, so that IQ may be always equal to the space that would be described by the motion of M if it was continued uniformly for a given time. Then IQ shall always represent the velocity of M, and the ve-

locity of the point Q shall represent the fluxion of the velocity of M;

E	M	e
I	Q	i

which therefore is measured, at any term of the time, by the space which would be described by Q with its motion at that term continued uniformly for a given time. The velocity of M is the fluxion of EM; and therefore the velocity of Q represents the fluxion of the fluxion of EM. Thus, when a fluxion of a quantity is variable, it may be considered itself as a fluent, and may have its fluxion, which is called the *Second fluxion* of that quantity. This may also have its fluxion, which is called the *Third fluxion* of the first fluent: and we shall shew afterwards, that motions may be easily conceived to vary in such a manner, as to give ground for admitting second fluxions, and those of any higher order.

71. The second fluxions are deduced from the first; in the same manner and upon the same principles as the first fluxions are deduced from their fluents: and therefore we shall subjoin in this place but one theorem concerning them.

L E M M A II.

When a motion is accelerated or retarded uniformly, the space described by it is an arithmetical mean betwixt the spaces that would be described in the same time by the motions at the beginning and end of that time continued uniformly.

Let

Let the point M describe the line LS in any given time, with a motion that is accelerated or retarded uniformly; let LC and SH be the spaces that would be described in an equal time by its motions at L and S continued uniformly. Then the difference of SH and LS shall be equal to the difference of LS and LC .

Let the point m move from S to L , describing always any spaces upon SL in times equal to those in which they are described by M , but in a contrary order, (as in art. 47.) and the velocity of m at any term of the line LS , must be equal to the velocity of M when it comes to the same term of that line, by the ninth theorem. In the same time the point M describes any space Lz , let m describe Sx ; and, since the time in which M describes xS is equal to the time in which m describes it, (by the supposition,) it follows, that Lz and xS are described by M in equal times. Therefore, since the motion of M increases or

E	L	z	R	x	C	S	H	e
	M			m				

decreases uniformly, the difference of its velocities at x and S ; and, consequently, is equal to the difference of the velocities of m at x and S . From which it follows, that the sum of the velocities of M and m , is always equal to the sum of the velocities of M at L and of m at S , or to the sum of the velocity of M at L added to its velocity at S . Therefore, by the eighth theorem, LS the space described by M added to LS the space described by m in the same time, is equal to the sum of the spaces LC and SH that would be described in an equal time by the motions of M at L and S continued uniformly; and, consequently, the difference of SH and LS is equal to the difference of LS and LC .

72. Let LR and RS be any spaces described by the point M with a motion that is accelerated or retarded uniformly, in equal times that immediately succeed after one another; and, in the same time that M describes the space LS with this motion, it would describe a space equal to LS by its motion at R continued uniformly. For the velocity of M at R is an arithmetical mean betwixt its velocities at L and S , because the motion
of

of M increases or decreases uniformly; and therefore the point M , with its motion at R continued uniformly, would describe a space equal to half the sum of LC and SH ; in the same time that it would describe LC with its motion at L , or SH with its motion at S continued uniformly. But, by this lemma, LS is equal to half the sum of LC and SH ; and the point M describes LS with its accelerated motion in the same time that it would describe LC with its motion at L continued uniformly. Therefore, in the same time that the point M describes LS with a motion uniformly accelerated, it would describe a space equal to LS with its motion at R continued uniformly.

73. If the motion of the point M begin at the term L from nothing, then LC vanishes, and LS is equal to one half of SH ; that is, when the motion begins from nothing, and is accelerated uniformly for any time, the space described by it is one half of the space described in an equal time by the motion that is acquired by this acceleration continued uniformly. This is one of the propositions discovered by GALILEUS; and several others of this kind may be demonstrated in the same manner from the preceding theorems, without having recourse to the method of indivisibles or of infinitesimals.

T H E O R E M XV.

74. *Let the point M describe the line Ee with any variable motion; and, in the same time that it would describe LC with its motion at L continued uniformly, suppose that it would describe LS if the acceleration or retardation of its motion was continued uniformly from that term. Then, if the velocity of M at L , or the first fluxion of EL , be represented by LC , the second fluxion of EL may be measured by $2CS$.*

The fluxion of the velocity of M , at any term of the time of its motion, is measured by the increment which it acquires in a given time when its acceleration is continued uniformly

O

from

from that term. The acceleration of the motion of M being supposed to be continued uniformly, till it describe LS in the same time that it would describe LC with its motion at L continued uniformly; let SH be to LC as the velocity which M would acquire in this manner at S is to its velocity at L : and, since the velocity of M at L is supposed to be represented by LC , the velocity which it would thus acquire at S will be re-

E	M	F	L	C	S	e	f	H	e
I	Q	K	V	v	i				

presented by SH ; and the increment of its velocity which would be generated if the acceleration of its motion was continued uniformly from L , in the same time that it would describe LC with its motion continued uniformly from L , will be represented by the excess of SH above LC ; which is equal to $2CS$, by the last lemma. Therefore the fluxion of the velocity of M at L , or the second fluxion of EL , is represented by $2CS$. When the motion of M is retarded, then the decrement of the velocity of M that would be produced if the retardation of its motion was continued uniformly from L , in the same time in which M would describe LC with its motion continued uniformly from L , is represented by the excess of LC above SH ; and the second fluxion of EL is represented by that excess, or by $2CS$.

75. Or if we suppose, as in the 70th article, that the line IQ always represents the velocity of M , or the fluxion of EM , the velocity of the point Q will represent the fluxion of the velocity of M , or the second fluxion of EM . Because LC is supposed to represent the velocity of M at L , let IK be equal to LC , and Q shall come to K when M comes to L . The velocity of Q at K is measured by the space which would be described by its motion at K continued uniformly, in the same time that M , with its motion at L continued uniformly, would describe LC . Let KV be this space; and, the motion of Q being supposed uniform while it describes KV , the acceleration or
retarda-

retardation of the motion of M is therefore continued uniformly for that time; and the velocity of M at S is to its velocity at L , as IV is to IK or LC . Therefore the point M would describe spaces equal to IK and IV by its motions at L and S continued uniformly, in the same time that it describes LS when the acceleration or retardation of its motion is continued uniformly; and, by the last lemma, KV is equal to $2CS$. But KV represents the velocity of Q at K , or the second fluxion of EL ; which is therefore also represented by $2CS$. When the motion of M is retarded, IQ decreases, the point Q moves from K towards I , and the second fluxion of EM is in this case said to be negative, being considered as a power that retards the generating motion, diminishing continually the first fluxion of EM . It appears from this theorem, that, as the first fluxion of a variable quantity, at any term of the time, is measured by the increment or decrement which would be produced if the generating motion was continued uniformly from that term for a given time; so its second fluxion may be measured by twice the difference betwixt this increment or decrement, and that which would be produced if the acceleration or retardation of the generating motion was continued uniformly from that term for the same time.

76. Let Kv , Lc and Lf be any other spaces that would be described in the same time by the uniform motion of Q , the motion of M at L continued uniformly, and the motion of M if its acceleration was continued uniformly from that term, respectively. Then the velocity of M acquired by this last motion at f shall be to its velocity at L , as lv is to IK or LC : and, the difference of those velocities being to the velocity of M at L as $2cf$ is to Lc , by the last lemma; it follows, that $2cf$ is to Kv as Lc is to LC . But Kv is to KV as Lc is to LC , (by the second theorem;) and therefore cf is to CS in the duplicate ratio of Lc to LC . It is also evident, that when LC and LS are supposed to decrease continually, the ratio of CS to LC decreases so that it may become less than any assignable ratio. For the ratio of the velocity of M at S to its velocity at L , or that of SH to LC , approaches continually to a ratio of equality, as the point S approaches to L , and may come nearer to it than

any assignable ratio of inequality. But CS is less than the difference of SH and LC; and therefore the ratio of CS to LC may become less than any assignable ratio. From this it follows, that when LC, which represents the first fluxion of EM, continually decreases, then 2CS, which represents its second fluxion, decreases so that its ratio to LC may become less than any assignable ratio.

77. Let FL and LS be spaces described by the point M in any equal times that succeed after one another; and let KV be described by Q in the same time M describes LS. When the motion of M is accelerated or retarded uniformly, its velocity at L, or the first fluxion of EL, may be measured by half the sum of FL and LS; and the second fluxion of EL may be measured by the difference of LS and FL. For the point M would describe a space equal to half the sum of FL and LS by its motion at L continued uniformly, in the same time that it describes LS with a motion accelerated or retarded uniformly, by the 72d article; and KV, or 2CS, (which measures the second fluxion of EL when LC measures its first fluxion,) is equal to the difference of the spaces LS and FL. When the motion of M is accelerated uniformly, the space LS which is described by M in a given time, is equal to LC, that represents the first fluxion of EL, added to the half of KV that represents the second fluxion of EL; and LS is equal to the difference of LC and one half of KV when the motion of M is retarded uniformly. In other cases, when the acceleration or retardation of the motion of M is not uniform, but increases or decreases continually while it describes the space FS, LC is not equal to half the sum of FL and LS; but it follows from the 66th and 67th articles, that its ratio to half their sum approaches continually to a ratio of equality as its limit, when those spaces are continually diminished. And in the same manner it appears, that, by diminishing LC, the ratio of KV to the difference of LS and FL, and the ratio of LS to the sum or difference of LC and one half of KV, continually approach to a ratio of equality, so that they may come nearer to it than any assignable ratio of inequality. The ratio of *cs* to CS (the differences betwixt the spaces described by M and those which would be described in the same times by its motion
conti-

continued uniformly from L) approaches continually to the duplicate ratio of Lc to LC, by diminishing those spaces, some cases excepted that will be described afterwards. There are theorems analogous to these which relate to the higher orders of fluxions; but we shall demonstrate them afterwards, and proceed now to enquire into the fluxions of geometrical magnitudes. Besides the preceding general theorems, there are others concerning the composition and resolution of motion, which are sometimes considered as the grounds of this method: but they may rather serve for applying this general doctrine to particular cases; and therefore we refer them to another place.

C H A P. II.

Of the Fluxions of plane rectilinear Figures.

P R O P O S I T I O N I.

78. **T**he fluxion of a parallelogram of an invariable altitude, is always measured by a parallelogram of the same altitude described upon the right line which measures the fluxion of the base. FIG. 16.
Pl. 3.

While the point P describes the base AO, let the given right line PM, by moving parallel to itself, generate the parallelogram APMF. When P comes to D, let PM come to DE; and, if the fluxion of the base at that term of the time be represented by DG, the fluxion of the parallelogram at the same term shall be represented by the parallelogram EG.

When the motion of P is uniform, (that is, when it describes equal spaces in any equal times,) the right line PM describes equal parallelograms in equal times, (Elem. 36. 1.) Therefore the motion of PM is also uniform, (art. 14.) and in the same time that the point P describes DG with an uniform motion, the right line PM describes the parallelogram EG with an uniform motion. Therefore, the fluxion of the base AD being represented

sented by DG , the fluxion of the parallelogram AE is represented by the parallelogram EG , by art. 11.

79. Since P is a point or term of the line PM , which is of a given or invariable magnitude, and is supposed to move always parallel to itself, any point in this line moves with the same velocity as P . According as the motion of P is accelerated or retarded, the motion of the right line PM is accelerated or retarded; and, in the same time that the point P would describe DG with its motion at D continued uniformly, the right line PM would describe the parallelogram EG with its motion continued uniformly from the same term. If this can be supposed to need any other proof, it may be demonstrated from the axioms in the following manner.

80. When the motion of P is continually accelerated, the motion of PM is also accelerated continually, (Elem. 1. 6. and art. 14.) Let the point p describe the base with an uniform motion equal to that of P at D ; let pm , equal and parallel to PM , generate the parallelogram $ApmF$: and the constant velocity of pm shall be equal to the velocity of PM at the term or moment when P comes to D . For, while p with its uniform motion describes any spaces gD and DG , let P with its accelerated motion describe the spaces kD and DK ; and, since the velocity of P at D is equal to the constant velocity of p , DK is greater than Dg , (by ax. 1.) and Dg greater than Dk , (by ax. 2.) Complete the parallelograms EG , Eg , EK , Ek ; and EK shall be greater than EG , but Ek less than Eg . By ax. 2. the right line PM would describe a greater space than EK , with its motion at the term K continued uniformly, in the same time P describes DK , or pm describes EG . Therefore the velocity of PM at K is greater than the constant velocity of pm . By ax. 1. the right line PM , with its motion at k continued uniformly, would describe a less space than Ek in the time P and p describe kD and gD ; and in the same time pm with a constant velocity describes Eg , which is greater than Ek . Therefore the velocity of PM at k is less than the constant velocity of pm . In the same manner it is demonstrated, that the velocity of PM is less than the velocity of PM at any term after P passes D , but is greater than the velocity of PM at any term before P

P comes to D. Therefore the velocity of pm is equal to the velocity of PM at the term or moment when P comes to D. When the motion of P is retarded, it appears in the same manner, from ax. 3. & 4. that the motion of PM at D is equal to the constant velocity of pm . The uniform velocity of p , or the motion of P at D, being measured by DG, the motion of pm is measured by the parallelogram EG, (by art. 78.) which therefore measures the motion of PM at D, or the fluxion of the parallelogram AM when AM becomes equal to AD. In the same manner it is demonstrated in general, that when a given line, by revolving about a given center or axis, describes any area; or when a given surface, by moving parallel to itself, or by revolving on a given axis, generates a solid: the motion with which the area or solid flows at any given term is always the same, when the velocity of the generating figure at that term is the same, whatever variation the motion of the generating figure may be subject to before or after that term.

81. Let the right lines AO, AV be given in position; and, while the point P describes the base AO, let the right line PM, by moving parallel to itself, generate the triangle APM. At the same time, let the point p describe the right line ao ; and a given or invariable right line pm , by moving parallel to itself, generate a parallelogram am always equal to the triangle APM. When P comes to D, let p come to d , PM to DE, and pm to de : Then the velocity with which the base AD flows, is the same as the velocity of the point P at the term or moment when it comes to D, (art. 10.) and the velocity with which the triangle ADE flows at that term, is the same as the velocity of the invariable right line pm when p comes to d . Therefore, when the velocity of P is given at any term of the time, to determine thence the velocity of the right line pm at that term, is the same as from the fluxion of the base AP to determine the fluxion of the triangle APM, (art. 11.) and if the velocity of pm is given, to determine thence the velocity of P, is the same as from the fluxion of the triangle APM to determine the fluxion of the base AP.

82. It is manifest, that when the place of the point P at any term of the time is given, the place of the right line pm at that term.

term is found by applying upon the given right line af a parallelogram am equal to the triangle APM , (the angle mpo being always supposed equal to MPO .) If the place of pm is given, and that of P is required; let AO be of such a magnitude that OV parallel to PM may be equal to $2af$ or $2pm$; and take AP a mean proportional betwixt ap and AO . For if ap be to AP as AP is to AO , or as PM is to OV , (which is equal to $2af$;) the rectangle contained by ap and af shall be equal to half the rectangle contained by AP and PM , and the parallelogram am shall be equal to the triangle APM .

L E M M A III.

83. *When the base increases uniformly, the triangle increases with a motion that is perpetually accelerated; but when the base decreases uniformly, the triangle decreases with a motion that is perpetually retarded.*

The same things being supposed as in the two last articles, the motion of the point P is the motion with which the base flows; and the motion of the given right line pm is the same as that with which the triangle flows. Let the right line pm describe the parallelograms be and db in any equal times that immediately succeed after one another; and let the point P describe the right lines BD and DG in the same equal times. Let BC , DE and GH , parallel to PM , meet AP in C , E and H . Then, because the spaces described by pm are supposed to be always equal to the spaces described in the same time by PM , the parallelogram be will be equal to the trapezium $BDEC$, and the parallelogram db equal to the trapezium $DGHE$. Because the motion of P is uniform, BD is equal to DG , and the trapezium $DGHE$ is greater than $BDEC$ in the same proportion as the sum of DE and GH is greater than the sum of DE and BC , or the sum of AG and AD is greater than the sum of AD and AB ; and the parallelogram db is greater than be in the same proportion. Therefore, when the base increases uniformly, the spaces be and

and db described by pm in any equal times that succeed after one another, perpetually increase; and the motion of pm is accelerated perpetually. But when the base decreases, the point P moves from O towards A ; the right line pm , by moving from o towards a , describes in any equal times that succeed after one another the parallelograms bd and eb that perpetually decrease; and its motion in this case is perpetually retarded. The motion with which the triangle flows, is measured by the motion of pm ; and is therefore perpetually accelerated when the base increases uniformly, but perpetually retarded when the base decreases uniformly.

84. When the triangle APM increases uniformly, the base FIG. 18. increases with a motion that is perpetually retarded; but when the triangle decreases uniformly, the base decreases with a motion that is perpetually accelerated. For, when the triangle APM increases or decreases uniformly, the motion of the right line pm is uniform, by the supposition. While pm describes the equal parallelograms be and db in any equal times, let the point P describe the right lines BD and DG ; and, the trapezium $BDEC$ being equal to the parallelogram be , and $DGHE$ equal to the parallelogram db , the trapezium $BDEC$ is equal to the trapezium $DGHE$, and BD is greater than DG in the same proportion as the sum of DE and GH is greater than the sum of DE and BC . Therefore, when the triangle increases uniformly, or the motion of pm from a towards o is uniform, the spaces BD and DG described by the point P in any equal times perpetually decrease, and its motion is perpetually retarded. But, when the triangle decreases uniformly, or the motion of pm from o towards a is uniform, the spaces GD and DB described by P in any equal times perpetually increase, and its motion is accelerated perpetually.

85. All the rules for the operations in the direct method of fluxions may be deduced from the two following propositions; and there can hardly remain any ground for objections against it when these are established in an unexceptionable manner. We shall therefore demonstrate them at some length, by the method which seems to set the evidence of this doctrine in the clearest light, and to resolve in the most satisfying manner the difficulties that have been raised against its truth or accuracy.

P

P R O P.

P R O P. II.

FIG. 17. & 19. *The sides AD, AE of the triangle ADE being given in position, and the angle ADE being also given; in the same time that the motion with which the base AD flows, continued uniformly, would generate any right line DG, the motion with which the triangle ADE flows, continued uniformly, would generate the parallelogram EG. Or: The fluxion of the base AD being represented by DG, the fluxion of the triangle ADE is accurately measured by the parallelogram EG.*

While the point P describes the base AO, and the variable right line PM by moving parallel to itself generates the triangle APM, let the invariable right line pm , by moving parallel to itself along the right line ao , generate the parallelogram am always equal to the triangle APM, so that the spaces described by pm may be always equal to those described in the same time by PM, as in the preceding articles: Then the motion with which the base flows, or its fluxion, shall be always measured by the velocity of the point P; and the motion with which the triangle APM flows, or its fluxion, shall be always measured by the velocity of the invariable line pm . When AP becomes equal to AD, let ap become equal to ad , (that is, let p come to d when P comes to D;) and the right lines PM, pm shall come to DE and de at the same term of the time. Suppose that, if the motion of P was continued uniformly from this term, it would describe the line DG in any given time; and that, if the motion of pm was continued uniformly from the same term, it would describe a space equal to the parallelogram ek , in the same given time: Then shall the parallelogram ek be equal to the parallelogram EG.

FIG. 17. *Case I.* When the base increases uniformly, or the motion of the point P from A towards O is uniform; the motion of pm from

from a towards o is a motion perpetually accelerated, by the last lemma. Let the point P describe BD and DG in equal times that succeed immediately after each other; and let pm describe the parallelograms be and db in the same equal times. Let BC , DE and GH parallel to PM meet AV in C , E and H ; and the parallelogram be shall be equal to the trapezium $BDEC$, and db equal to $DGHE$, by the supposition. The motion of pm being accelerated perpetually, it follows from ax. 1. that the parallelogram ek is less than the parallelogram db ; because the space db is described by pm with an accelerated motion, and ek is the space that would be described in the same time by pm with its motion continued uniformly from the beginning of that time without any acceleration. By ax. 2. the same parallelogram ek is greater than be , which was described by pm in an equal time before its velocity at the term when it comes to d was acquired. Therefore the parallelogram ek is less than the trapezium $DGHE$, but greater than the trapezium $BDEC$. It is evident also, that the parallelogram EG is less than $DGHE$, but greater than $BDEC$. I say further, that the parallelogram ek is precisely equal to EG . For, if it is not equal to EG , it must be greater or less than it. Let ek first be greater than EG , and produce DE beyond E to R , till DR be greater than DE in the same ratio; and, completing the parallelogram $DRLG$, it shall be to EG as DR is to DE , (Elem. 1. 6.) or as ek is to EG , (by the supposition :) and therefore the parallelogram RG will be equal to ek . Let RL meet CH in N , and NQ parallel to DE meet the base in Q . Suppose that pm would describe the parallelogram ex , by its motion continued uniformly from the term when p comes to d , in the same time P describes DQ with its uniform motion. Then, the spaces described by any uniform motion being in the same proportion as the times in which they are described, (by theor. 1. art. 16.) the parallelogram ek , or RG , shall be to the parallelogram ex as DG is to DQ , or as RG is to RQ ; and therefore the parallelograms ex and RQ are equal. But, while the point P describes DQ , the right line pm describes a space equal to the trapezium $DENQ$, by the supposition; and, its motion being perpetually accelerated during this time, it follows from ax. 1. that $DENQ$ is greater than

than ex the space which would have been described in the same time by pm if its motion had been continued uniformly from the beginning of that time without any acceleration. And, since DR is greater than DE in the same proportion as ek is supposed greater than EG , the parallelogram RQ is greater than the trapezium $DENQ$; and therefore is surely greater than ex . But RQ was proved equal to ex : And these being contradictory, it follows, that the parallelogram ek is not greater than the parallelogram EG .

86. Let us suppose now that the parallelogram ek is less than the parallelogram EG ; and, Dr being supposed less than DE in the same proportion, complete the parallelogram rG ; and, rG being to EG as Dr is to DE , (Elem. 1. 6.) or as ek is to EG , rG must be equal to ek . Let rl produced meet CE in n , and nq parallel to DE meet the base in q . Suppose that pm would describe the parallelogram ex , by its motion continued uniformly from the term when p comes to d , in a time equal to that in which P describes qD . Then, by theor. 1. the parallelogram ek , or rG , shall be to the parallelogram ex as DG is to qD , or as the parallelogram rG is to rq ; and therefore ex is equal to rq . But, while P describes qD , the right line pm describes a space equal to the trapezium $qnED$, by the supposition; and, its motion being perpetually accelerated during this time, it follows from ax. 2. that the trapezium $qnED$ is less than ex the space which would be described in an equal time by pm with the motion continued uniformly which it acquires at the term when p comes to d . And, the trapezium $qnED$ being greater than the parallelogram rq , (since Dr is less than DE in the same proportion as ek is supposed less than EG ,) it follows, that the parallelogram ex is greater than the parallelogram rq . But ex was found equal to rq : And these being contradictory, it follows, that the parallelogram ek is not less than the parallelogram EG . Nor is ek greater than EG ; and, consequently, these parallelograms are equal to each other. Therefore, when P and p come to D and d , if the motion of pm was continued uniformly from that term, it would describe a space equal to the parallelogram EG , in the same time that the point P describes DG with its uniform motion: and, the fluxion of the base AD being

being represented by DG , the fluxion of the triangle ADE (which is measured by the velocity of pm at the term when P comes to D and p to d) is represented by the parallelogram EG .

87. *Case 2.* Let the base decrease uniformly, or the motion of P be uniform from O towards A ; and the motion of the right line pm from o towards a shall be perpetually retarded, by lemma 3. In this case, (the construction and figure being the same as in the former,) the space ek is greater than the parallelogram eb , or the trapezium $DECB$, by ax. 3. and ek is less than the parallelogram bd , or the trapezium $GHED$, by ax. 4. I say further, that the parallelogram ek is precisely equal to the parallelogram EG . For, if ek be not equal to EG , let it first be greater than EG ; and, DR being supposed to be greater than DE in the same proportion, let RL parallel to the base meet GH in L : and ek will be equal to RG . Then, in the same manner as in the 85th article, the parallelogram RG , or ek , is to the parallelogram RQ as the base DG is to DQ : and it follows from theor. 1. that, in the time P describes QD , pm would describe a space equal to the parallelogram RQ by its motion continued uniformly from the term when P comes to D ; and, by ax. 4. this space must be less than the trapezium $QNED$, which is equal to the space that was described by pm with its retarded motion before p came to d while P described QD . But the parallelogram RQ is greater than the trapezium $QNED$, since DR is greater than DE in the same proportion as the parallelogram ek is supposed greater than EG : And these being contradictory, it follows, that the parallelogram ek is not greater than the parallelogram EG . Let ek therefore be supposed less than EG , and Dr less than DE in the same proportion; then, completing the parallelogram rG , as in the last article, rG shall be equal to ek : and, since the parallelogram rG is to rg as the base DG is to Dg , it follows from theor. 1. that, in the same time P describes Dg , the right line pm would describe a space equal to the parallelogram rg , by its motion continued uniformly from the term when p comes to d . But this space (by ax. 3.) must be greater than the trapezium $DEng$, which is equal to the space described in the same time by pm when its motion is perpetually retarded from the same

same

same term : and the parallelogram rq is less than the trapezium $DEng$, since Dr is less than DE in the same proportion as the parallelogram ek is supposed to be less than EG . But these are contradictory ; and therefore ek is not less than EG . Nor is ek greater than EG ; and therefore ek and EG are equal.

FIG. 19. 88. *Case 3.* Let the triangle APM increase uniformly, or the motion of pm from a towards o be uniform ; and the motion of P from A towards O shall be perpetually retarded, by art. 84. In this case, if ek be supposed greater than EG , let DR be greater than DE in the same proportion ; and the parallelogram RG shall be equal to ek . Let RL parallel to the base meet EH in N , and NQ parallel to DE meet the base in Q . Then, since the parallelogram RG is to RQ as DG is to DQ ; and it is supposed, that, in the time pm describes the parallelogram ek (or RG) with its uniform motion, the point P would describe DG with its motion continued uniformly from the term when it comes to D : it follows, from theor. 1. that the point P would describe DQ , by the same motion continued uniformly, in the time pm describes a space equal to RQ . Therefore the point P would describe a line less than DQ , by the same motion continued uniformly, in the time pm describes with its uniform motion a space equal to the trapezium $DENQ$, which is less than RQ . But, while pm describes a space equal to $DENQ$, the point P describes DQ with a motion perpetually retarded, (by art. 84.) and therefore, by ax. 3. it would describe a line greater than DQ in this time, by its motion continued uniformly from the term when it comes to D : And these being contradictory, it appears that ek is not greater than EG . Let ek be now less than EG ; and, if Dr be less than DE in the same proportion, ek shall be equal to rG . Let rl parallel to the base meet CH in n , and nq parallel to DE meet the base in q . Then, since the parallelogram rG is to rq as the base DG is to Dq , it follows, from theor. 1. that, in the same time pm describes a space equal to rq with its uniform motion, the point P would describe a line equal to Dq by its motion continued uniformly from the term when it comes to D ; and therefore P would describe a greater line than Dq , by the same motion continued uniformly, in the time pm describes a space equal to the trape-

trapezium $qnED$, which is greater than the parallelogram rq . But in this time the point P describes qD with a retarded motion, (by art. 84.) and therefore it would describe a less line than qD in the same time with the motion that remains when it comes to D continued uniformly, by ax. 4. And these being contradictory, it follows, that the parallelogram ek is not less than EG . Nor is ek greater than EG ; and therefore these parallelograms are equal to each other.

89. *Case 4.* Let the triangle APM decrease uniformly, or the motion of pm from o towards a be uniform; and the motion of P from O towards A shall be perpetually accelerated, by art 84. In this case, if ek was equal to any parallelogram RG greater than EG , (the construction being similar to that of the last article,) the point P would describe a line equal to DQ , by its motion continued uniformly from the term when it comes to D , in the same time pm with its uniform motion describes a space equal to the parallelogram RQ ; and the point P would describe a line less than DQ , by the same motion continued uniformly, in the time pm describes a space equal to the trapezium $QNE D$. But, while pm describes a space equal to this trapezium, the point P describes QD with an accelerated motion; and it would describe a line greater than QD in this time, with the motion it acquires when it comes to D continued uniformly, by ax. 1. And these being contradictory, it follows that ek is not greater than EG . If ek was equal to any parallelogram rG less than EG , then the point P would describe Dq , by its motion continued uniformly from the term when it comes to D , in the same time pm describes a space equal to the parallelogram rq ; and P would describe a greater line than Dq , by the same motion continued uniformly, in the time pm describes a space equal to the trapezium $DEng$, which is greater than the parallelogram rq . But, while pm describes a space equal to $DEng$ by its uniform motion, the point p describes the line Dq with an accelerated motion; and it would describe in this time a less line than Dq , with its motion continued uniformly from the term when it comes to D , by ax. 1. And these being contradictory, it appears, that the parallelogram ek is not less than EG . But it is not greater than EG ; and therefore

fore these parallelograms are equal to each other, when either the base AD, or the triangle ADE, increase or decrease uniformly.

90. The last three cases might have been demonstrated from the first, by art. 47. & 57. But, for the illustration of this method, we chose to deduce them immediately from the axioms and the first theorem. When the motion of pm is accelerated, and the motion of P accelerated or retarded, the proposition may be demonstrated in the same manner. But all the other cases of this proposition are briefly deduced from the first, by the eleventh theorem, thus. In general, let the motion of P, while it describes AO, be accelerated or retarded at pleasure; but let it come to D with a motion, that, continued uniformly for any given time, would generate the line DG: and the right line pm shall come to d with a motion which, if it was continued uniformly for the same time, would generate a parallelogram ek

FIG. 20. equal to the parallelogram EG. For, suppose QN parallel to PM to generate the triangle AQN; let the motion of Q be uniform, and equal to that with which P comes to D; let qn , equal and parallel to pm , generate the parallelogram $aqnf$, always equal to the triangle AQN: and, if the motion of qn was continued uniformly from the term when q comes to d , it would describe a space equal to the parallelogram EG in the same time Q describes DG, by the first case, (art. 85. & 86.) Therefore, since the velocity of Q is constant, the velocity of qn increases or decreases as DE, or as AD increases or decreases; and, consequently, it is accelerated or retarded in a continued manner. It is evident, that aq is determined from AQ in the same manner as ap is determined from AP. Therefore, since the points P and Q are supposed to come to D with equal velocities, the points p and q shall come to d with equal velocities, by theor. 11. and the velocity of pm at that term is equal to the velocity of qn . From which it follows, that if the motion of pm was continued uniformly from the term when p comes to d , it would describe a space equal to the parallelogram EG, in the same time that the point P would describe DG with its motion continued uniformly from the same term. Therefore, in general, the motion with which the base AD flows would generate DG, and the motion with which the triangle ADE flows, continued uniformly,

uniformly, would generate a space equal to the parallelogram EG, in the same time : so that the fluxion of the base AD is represented by DG, and at the same time the fluxion of the triangle ADE by the parallelogram EG.

91. COROLLARY I. The motion with which the triangle flows is the same, whether it increase or decrease with an uniform or with a variable motion, when the base is of the same magnitude, and flows with the same motion. For, when AD and DG are given, the parallelogram EG is of a given magnitude.

92. COR. II. The triangle ADE, any trapezium ADEF when FIG. 21. the line FE is given in position, and the parallelogram ADEL when the side AL is invariable, flow with the same motion when the motion with which their base AD flows is given. For all those motions continued uniformly would generate the same parallelogram EG in the same time.

93. COR. III. While the base AD by increasing uniformly acquires the augment DG, the triangle ADE acquires the augment DGHE. But it is only the part EG of this augment that can be said to be generated by the motion with which the triangle ADE flows at the term when P comes to D. The part EIH is generated in consequence of the accelerations of this motion : for the space EG is all that would be generated by the motion with which the triangle ADE flows, if that motion was continued uniformly, without any further acceleration, for the time in which the base AD acquires the augment DG. If the motion of pm was to be accelerated no more after it arrives at d , then we have shewn that pm proceeding with an uniform motion would describe a space equal to EG, and not to the trapezium DEHG, in the time P describes DG ; and, in measuring this motion of pm , or the fluxion of the triangle ADE, the part EIH of the increment which the triangle acquires in this time ought to be rejected. When the base decreases uniformly, the triangle decreases with a retarded motion, the parallelogram EB, or EG, is equal to the space that would be generated by this motion, or the motion of pm at d , if it was continued uniformly, while P describes DB : but a less space DECB is generated in this time by the retarded motion with which the triangle flows ; and the difference ECS arises from

Q

the

the retardation of that motion. In general, whether the motion of P be uniform or variable, whatever is generated by the motion with which the triangle flows, more than the parallelogram EG , (in the time P would describe DG by its motion at D ,) arises from the acceleration of this motion; and whatever is generated less than EG is owing to its retardation. Those accelerations or retardations may observe various laws. They depend upon the motion of the point P before or after it comes to the term D ; and are different when the point E describes different right lines. But the motion with which the triangle ADE flows when P comes to D , is not affected by them, and depends upon the motion of P at the term when it comes to D and the magnitude of the right line DE only, the angle EDG being given.

FIG. 18. 94. COR. IV. When the base increases uniformly, the triangle increases with a motion that is uniformly accelerated. For, if DG be described by P with any uniform motion in a given time, DG will be of an invariable magnitude, and the parallelogram EG will increase in the same proportion as DE or AD , and therefore will increase uniformly; so that the velocity of pm , or of the point p , will be as the time from the beginning of the motion, supposing the point P to begin its motion at A . When the base decreases uniformly, the motion with which the triangle flows is uniformly retarded: for it decreases in the same proportion as DE or AD decreases; and the velocity of pm , or of the point p , decreases in the same proportion as the time that remains to flow till P come to A . The motion of pm , or of p , in the first case, is similar to that of heavy bodies descending by the action or influence of an uniform gravity; and the motion of pm , if it was to be accelerated no more after it comes to d , would be similar to the motion of a heavy body, if, after a like term, the action of gravity upon it was to cease, or was destroyed by an equal opposite action, pressure or resistance. And thus it appears, that we have made no suppositions, in demonstrating this proposition, but such as are not only easily conceived (which however is all that is required in geometry) and generally admitted, but are also founded in nature and common observation, and are illustrated by the motions that are most universally known. When the base AD decreases

decreases uniformly, the motion of pm , or of the point p , is similar to the motion of a heavy body rising in a line perpendicular to the horizon against the action of an uniform gravity.

95. COR. V. It may be worth while to observe, that the doctrine of motions that are accelerated or retarded uniformly, is easily demonstrated from the two first cases of this proposition, without supposing any quantities indivisible or infinitely diminished. When the motion of P is uniform, AP represents the time; the space described by pm , being always equal to the triangle APM , increases in the duplicate ratio of the time AP , (Elem. 19. 6.) and the space described by the point p increases in the same proportion. The velocity of p increases uniformly, in the same proportion as AP the time from the beginning of the motion, by the last corollary. From which it follows, con-
FIG. 21.
 versely, that if the motion of any point, as p , be accelerated uniformly, or in the same proportion as AP the time from the beginning of the motion, the space described by it from the beginning of the motion shall increase in the duplicate ratio of this time. For, if the velocity of p be equal to the velocity of p at any term of the time, their velocities, and consequently the spaces described by them in the same time, (by theor. 4.) must be always equal. And this is the celebrated theorem discovered by GALILEUS. Because the parallelogram EG is to the parallelogram AE as the base DG is to AD ; it appears, that, in the time P describes AD , the right line pm would describe a space equal to the parallelogram AE , if the motion it acquires at d was continued uniformly. But the parallelogram AE is double of the triangle ADE , or of the parallelogram ae . Therefore the point p would describe a line double of ad , if the motion it acquires at d was continued uniformly, in the same time that it describes ad with a motion that is accelerated uniformly: which is another of his theorems. Because the trapezium $BCHG$ is double of the parallelogram EG , it follows, that the space described by a motion that is uniformly accelerated, is equal to the space that would be described in an equal time by the motion at the middle term of that time continued uniformly; as was shewn in a different manner in art. 72. When the base AP decreases uniformly, the velocity of p from o towards a decreases

Q 2

uni-

uniformly, and may be always represented by AP. The space pa that remains to be described by the point p before its motion be at an end, decreases in the same ratio as the triangle APM decreases, or in the duplicate ratio of AP; that is, in the duplicate ratio of the velocity of p , or of the time that remains to flow till the end of the motion. Therefore the spaces that may be described by bodies before their motions be destroyed, when they are continually retarded by an uniform gravity, (or by any uniform power or resistance that diminishes their velocities equally in any equal times,) are in the duplicate ratio of their velocities.

96. COR. VI. If the angle APM be a right one, and PM be double of AP, the triangle APM shall be always equal to a square described upon AP; and the motions with which this square and the triangle APM flow shall be always equal, by theor. 3. Therefore, when P comes to D, the motion with which a square upon AD flows, continued uniformly, would generate a rectangle equal to EG, in the time P describes DG. But the rectangle EG is equal, in this case, to a rectangle contained by $2AD$ and DG; and this rectangle represents the fluxion of the square, when DG represents the fluxion of AD the side of the square. The parallelogram ad being equal to the square of AD, the right lines af , AD and ad are in continued proportion; and, the rectangles ck and EG being equal, DG (which represents the fluxion of AD) is to dk (which represents the fluxion of ad) as af is to DE, or $2AD$; and DG is to one half of dk in the subduplicate ratio of af to ad . Therefore, when three quantities are in continued proportion, and the first is invariable, the fluxion of the second term is to the fluxion of the third, as the first term is to twice the second term; and the fluxion of the second term is to one half of the fluxion of the third term in a subduplicate ratio of the first term to the third.

97. COR. VII. When the base flows uniformly, the velocity of the motion with which the triangle flows increases in the same proportion as PM or AP increases, and is equally augmented in any equal times. Therefore the fluxion of this velocity, or the second fluxion of the triangle, is constant: and if we conceive the continual acceleration of this velocity to be the effect

effect of some power, the exertion of this power must be supposed uniform. When P comes to D , the motion with which the triangle flows, continued uniformly, would generate the parallelogram EG , in the same time P describes DG . When P comes to G , the motion with which the triangle then flows, continued uniformly, would generate the parallelogram DH in the same time. The difference of these parallelograms, or the parallelogram IN , represents the second fluxion of the triangle ADE ; and IN is double of the triangle EIH , which is the part of the increment of the triangle that is generated in consequence of the uniform acceleration of the motion with which it flows while P describes DG . It is evident, that, if the motion of P be increased or diminished, then the motion with which the triangle ADE flows, or its fluxion, is increased in the same proportion; because the parallelogram EG increases in the same proportion as its base DG . But the triangle EIH , or the parallelogram IN which measures the second fluxion of the triangle, increases or decreases in the duplicate ratio of DG , or of the space EG which measures its first fluxion. And, the velocity of P remaining, if the time in which DG is supposed to be described be continually diminished, then EG which measures the first fluxion of the triangle decreases in the same proportion; but IN is diminished in the duplicate ratio of this time, and its ratio to EG may become less than any assignable ratio. The parallelogram IN (which measures the second fluxion of the triangle ADE) is equal to the difference of the increments $DECB$, $DGHE$ which are generated while P describes BD and DG . The increment $DGHE$ is equal to the parallelogram EG (which measures the first fluxion of the triangle) added to one half of IN which measures its second fluxion. These things agree with the 74th, 75th, 76th and 77th articles, and illustrate them. When the base flows uniformly, it is evident that the triangle has no third fluxion: and what we have said of the triangle APM is easily applied to the right line ap , which always flows in the same manner, because the rectangle contained by it and the invariable right line af is always equal to the triangle, by the supposition.

L E M M A

L E M M A IV.

98. *Let the points P and Q describe the right lines AO, AV given in position, with motions that are either uniform, or are always to each other in an invariable ratio; and, the parallelogram APRQ being completed, the point R shall be always found in the same right line.*
- FIG. 22.
& 23.

While the point P describes BD and DG upon the line AO, let Q describe KL and LM upon the line AV; complete the parallelograms ABCK, ADEL and AGHM; let CN parallel to AO meet DE and GH in S and N; and let EI parallel to AO meet GH in I. Because the velocities of P and Q are to each other in an invariable ratio, it follows from theor. 6. that BD is to DG as KL is to LM. Therefore BD is to BG as KL is to KM, or CS is to SE as CN is to NH; and, consequently, any three places C, E and H of the point R being in a right line, it follows, that the point R. is always found in the same right line.

P R O P. III.

99. *The fluxions of the right lines AD and AL being represented by DG and LM, the fluxion of the rectangle AE, contained by AD and AL, is measured accurately by the sum of the rectangles EG and EM when these lines increase or decrease together, but by the difference of EG and EM when one of those lines decreases while the other increases.*
- FIG. 22.
& 23.

- FIG. 22. *Case 1.* Let the sides AP, AQ of the rectangle AR both increase, or both decrease, together, by the uniform motions of the points P and Q. When P comes to D, let Q come to L, and R to E; and, while P describes DG, let Q describe LM, and R describe EH: and the point R shall be always found in the right

right line EH, by the last lemma. Produce HE, and let it meet AD in F before it meets with AL: then, the rectangle AR being always equal to the sum of the triangle FPR and trapezium AFRQ, the increment or decrement of the rectangle is always the sum of the increments or decrements of the triangle and trapezium that are generated in the same time; and, by theor. 7. the motion with which the rectangle flows, is always equal to the sum of the motions with which that triangle and trapezium flow. But, by prop. 2. (art. 85.) if the motions with which the triangle FDE and trapezium AFEL flow were continued uniformly, the parallelograms EG and EM would be generated by them in the same time that the points P and Q describe DG and LM with their uniform motions. Therefore, if the motion with which the rectangle AE flows was continued uniformly, a space equal to the sum of the parallelograms EG and EM would be generated by it in the same time; and, if the fluxions of the sides AD and AL be represented by DG and LM, the fluxion of the rectangle AE must be represented by the sum of the rectangles EG and EM. The demonstration is the same when HE produced meets AL before it meets with AD: only, in this case, EM represents the fluxion of the triangle, and EG the fluxion of the trapezium; and, if HE produced pass through A, the point F coincides with A, and the rectangle AE is the sum of two triangles the fluxions of which are represented by the rectangles EG and EM.

100. *Case 2.* Let the side AQ decrease while the side AP increases; and, the motions of P and Q being still uniform, the point R shall describe a right line EH, by the last lemma. Because the angle MHE is acute, and the angle HML right, HE produced shall meet with AL produced beyond L in some point *f*; and it shall meet with AD produced beyond D in some point F. The rectangle AE in this case is always the excess of the trapezium ADE*f* above the triangle *f*LE; and the motion with which it flows is always equal to the difference of the motions with which that trapezium and triangle flow, by art. 41. Therefore, if the fluxion of the sides AD and AL be represented by DG and LM, the fluxion of the rectangle AE shall be represented by the difference of the rectangles EG and EM.

101. *Case*

FIG. 23-

101. *Case 3.* When the motions of the points P and Q are variable, but are in an invariable ratio to each other, the point R still describes a right line, by the last lemma; and the motion with which the rectangle AE flows, is still measured by the sum or difference of the rectangles EG and EM when the motions of P and Q, at the term when they come to D and L, are measured by DG and LM, by prop. 2. In general, let

FIG. 24. the motions of P and Q be varied at pleasure; and let them come to D and L with motions by which continued uniformly they would describe DG and LM in any given time. Let the right line AC constitute with AD an angle that is half a right one; produce ED and EL till they meet AC in C and K: and KE, or CE, shall be always equal to the sum of AD and AL. Upon AD produced let AF be always equal to CE, and FR parallel to DE meet AC in R; and the triangle AFR (which is equal to KEC) shall always exceed the rectangle AE by the two triangles ADC, ALK. Therefore the motion with which the rectangle AE increases, is equal to the excess of the motion with which the triangle AFR increases above the sum of the motions with which the triangles ADC, ALK increase. When the sides AD, AL increase together, take FT equal to the sum of DG and LM, but equal to their difference when AL decreases while AD increases. Let GQ and TX, parallel to DE, meet AC in the points Q and X; let MY, parallel to AD, meet AC in Y; let CP and RZ, parallel to AD, meet GQ and TX in P and Z; and let KS, parallel to AL, meet AC in Y. By prop. 2. if the motion with which the triangles AFR, ADC, ALK increase were continued uniformly, they would generate the spaces FZ, DP, LS in the same time that the motions with which their bases increase, continued uniformly, would generate the right lines FT, DG, LM. But, when the sides AD, AL increase together, FT is equal to the sum of DG and LM; and FR is equal to KE, or EC: and therefore FZ is equal to the sum of the rectangles ES and EP. From which sum deduce DP and LS, which measure the motions with which the triangles ADC, ALK increase, and the remainder is the sum of EG and EM; which therefore measures the motion with which the rectangle AE flows. But if AL decrease while AD increases,

fes, then, ET being equal to the difference of DG and LM, the rectangle FZ will be equal to the difference of the rectangles EP and ES; and, because the triangle ALK decreases, the motion with which the sum of the triangles ADC, ALK increases will be measured by the difference betwixt DP and LS. From FZ, or the difference betwixt EP and ES, subtract the difference betwixt DP and LS, and the remainder will be equal to the difference betwixt EG and EM; which therefore measures the motion with which the rectangle AE flows when DG and LM measure the motions with which its sides AD and AL flow. If DG be equal to LM, the parallelogram EP is equal to ES; the line FT, and the motion with which the triangle AFR flows, vanish; the motion with which the rectangle AE increases is equal to the motion with which the sum of the triangles ADC, ALK decreases, and therefore is measured by the difference betwixt LS and DP; which is equal to the difference betwixt EG and EM, because ES the sum of EM and LS is equal to EP the sum of EG and DP. If LM be greater than DG, then the triangle KEC (or AFR) decreases, and FT must be taken from F towards A: but the motion with which AE increases will still be measured by the excess of EG above EM. When EG is equal to EM, then this motion vanishes; and, when EG is less than EM, the rectangle AE decreases by a motion that is still measured by their difference. Thus it appears, that, whether the sides AD and AL flow with uniform or variable motions, and the point E describe a right line or not, when the fluxions of the sides AD and AL are measured by DG and LM, the fluxion of the rectangle AE is measured by the sum or difference of the rectangles EG and EM, their sum when the sides increase or decrease together, their difference when one side decreases while the other increases. We shall demonstrate this proposition in a different manner afterwards.

102. COR. When the sides of the rectangle AE increase with uniform motions, the rectangle flows with a motion that is uniformly accelerated: For the rectangle is always equal to the sum of the triangle FDE and trapezium AFEL; both of which increase with motions that are uniformly accelerated, by cor. 4. prop. 2. While the sides AD and AL acquire the augments DG and

R

and LM, the rectangle AE is increased by the space DELMHG : but there is no more than the parts EG and EM of this increment generated in consequence of the motion with which the rectangle AE flows at the term or moment when P comes to D and Q to L. The part Ib is generated in consequence of the uniform acceleration of this motion while the points P and Q describe DG and LM. This part is rejected in measuring the motion with which the rectangle AE flows at that term ; but the increase or acceleration of this motion generated in a given time, or the uniform power by which this increase may be conceived to be produced, may be measured by it. A space double of Ib would be generated in the same given time by an uniform motion equal to the difference of the motions with which the rectangles AH and AE flow ; and therefore the second fluxion of the rectangle AE may be measured by that space ; as was demonstrated in the fifteenth theorem.

103. In the second case, the fluxion of the rectangle AE may be expressed by the rectangle that is contained by LM and the difference of FD and AD, or of AF and $2AD$; for that rectangle is equal to the difference of the rectangles EG and EM. In this case, the fluxion of the rectangle AE continually decreases while AD increases ; it vanishes when AD is equal to DF or to one half of AF ; and the rectangle AE is greatest at that term. When AD becomes greater than FD, the fluxion of the rectangle AE becomes negative ; that is, the rectangle decreases continually till it vanishes when AD becomes equal to AF. The second fluxion of the rectangle is invariable, and is measured by $2Ib$, as in the first case : but it is considered as negative, because it continually diminishes the first fluxion, or retards the motion with which the rectangle increases till AD become equal to one half of AF, and accelerates the motion with which the rectangle decreases after that term. If we suppose,

FIG. 22. in the first case, the points P and Q to move from O and V towards A, and their motions to be continued after P comes to F and Q to A, we shall have the first and second cases comprehended in one view.

104. We have insisted so much on the two preceding propositions for the reasons mentioned in the 69th and 85th articles.

ticles. In delivering those elements, we have endeavoured to avoid every thing that might appear abstruse or obscure, and to obviate the objections that have been advanced lately against this doctrine, though we have not taken particular notice of them. In the third lemma, we demonstrated that the motion with which the triangle flows is perpetually accelerated while the base flows uniformly. Nor do we see how this can be disputed, since that motion cannot be supposed to be either uniform or retarded for any part of the time how small soever. Some Philosophers may be of opinion, that a line or velocity cannot be conceived to increase or decrease continually, but by certain small indivisible increments or decrements only. How repugnant soever this principle may be to what is demonstrated by Geometricians, the preceding propositions and a great part of this doctrine may be easily adapted to it, as we hinted in the 7th article. It was in effect in this form that some part of its elements first appeared in the method of indivisibles: but we proceed to establish it on the more accurate principles of the ancients.

C H A P. III.

Of the Fluxions of plane curvilinear Figures.

L E M M A V.

105. **T**He base of any figure being supposed to increase uniformly, the area flows with an accelerated or retarded motion, according as the ordinates increase or decrease while the base increases.

While the point P describes the base by moving from A to-**FIG. 26.**
 wards *a*, or from *a* towards A; let the right line PM, by moving parallel to itself from AF towards *af*, or from *af* towards AF, generate the area APMF or *aPMf*. Let *qD* and *DQ* be equal
 R 2

qual parts of the base described by P in any equal times ; let qn , DE and QN, parallel to PM, meet the curve, or any continued line FEf , in n , E and N : Then it is manifest, that, when the ordinates from qn to QN increase, the area DENQ is greater than the area $DEnq$. Therefore, when AP increases uniformly, or the point P describes qD before it describes QD, and the right line PM generates the area $qDEN$ before it generates DQNE, the motion with which the area flows is always accelerated : but if aP increase uniformly, or the point P move from Q to q , the increments of the area $aPMf$ which are generated in any equal times that succeed after one another, perpetually decrease, and the motion with which it flows is always retarded.

106. It is evident, in the same manner, that, when the ordinates decrease while the base AP decreases, the area APMF decreases with a retarded motion : but, when the ordinates increase while the base aP decreases, the area $aPMf$ decreases with an accelerated motion. It is also manifest, that, when the area APMF is supposed to flow with an uniform motion, so that any increments or decrements $qnED$, DENQ generated in equal times are always equal, then qD is greater than DQ ; and the base AP increases with a retarded motion, or decreases with an accelerated motion : but the base aP increases with an accelerated motion, or decreases with a retarded motion. It is easy to represent the motion with which the area flows by the motion of a given right line pm , that, by moving parallel to itself, may be supposed to generate a parallelogram always equal to the area, as in the preceding chapter. We omit this right line pm in the following propositions ; but it may be easily supplied by the reader if he pleases.

P R O P. IV.

107. *The fluxion of the base AD being represented by DG, the fluxion of the area ADEF is accurately measured by the parallelogram EG.*

FIG. 26. First, let the base AP increase uniformly, and the ordinates PM increase while the base increases. The area flows, in this case,

case, with an accelerated motion, by the last lemma; and, if this motion was continued uniformly from the term or moment when P comes to D, a space would be generated by it greater than BDEC, (by ax. 2.) but less than DGHE, (by ax. 1.) in the same time P describes DG with its uniform motion. Let this space be supposed equal to X, and X shall be equal to the parallelogram EG. For, if it be said to be greater than EG, let DR be greater than DE in the same ratio; complete the parallelogram DRLG, and it shall be equal to X, because it is to EG as DR is to DE, (Elem. 1. 6.) or as X is to EG. Let RL meet the curve CH in N, and NQ parallel to DE meet the base in Q. Then, since the parallelogram RG is to RQ as the base DG is to DQ, it follows from the first general theorem, (art. 16.) that a space equal to the parallelogram RQ would be generated by the motion with which the area APMF flows, continued uniformly from the term or moment when P comes to D, in the same time P describes DQ. But, while P describes the line DQ, the area DENQ is generated by the accelerated motion with which the area flows; and DENQ must be greater than the space which would have been generated in this time if the motion with which the area flows had been continued uniformly from the beginning of the time without any acceleration, by the first axiom. Therefore the area DENQ is greater than the parallelogram RQ. But, because DR is greater than DE, (in the same proportion as X is supposed to be greater than EG,) and the ordinates from DE to QN continually increase, the parallelogram RQ is greater than DENQ. And these being contradictory, it follows that the space X is not greater than EG. If X be said to be less than EG, let Dr be less than DE in the same proportion; complete the parallelogram DrIG, and it shall be equal to X. Let rI produced meet the curve in n, and nq parallel to DE meet the base in q. Then, since the parallelogram rG is to rq as the base DG is to Dq, it follows, that a space equal to the parallelogram rq would be generated by the motion with which the area flows, continued uniformly from the term when P comes to D, in the same time P describes a line equal to Dq with its uniform motion. But, while P described qD before it came to D, the space qnED was generated by

by the accelerated motion with which the area flows ; and this space $qnED$ must be less than the space which would be generated by the motion with which the area flows if it was continued uniformly from the term when P comes to D , by the second axiom ; that is, $qnED$ is less than the parallelogram rq : which is absurd. Therefore the space X is neither greater nor less than the parallelogram EG , but precisely equal to it. When the base decreases or increases uniformly, and the ordinates decrease at the same time, the area flows with a retarded motion ; and the demonstration is the same as that of the 87th article.

FIG. 27. 108. Let the area $APMF$ flow uniformly, and acquire the augment $DESK$ in any given time. Let DG be the space that would be described by P with its motion at D continued uniformly for the same time ; and the area $DESK$ shall be equal to the parallelogram EG . For, if the ordinates increase while the base increases, the motion of P is retarded, (by art. 106.) and, if the area $DESK$ be supposed equal to any parallelogram $DRLG$ greater than EG , let RL meet the curve EH in N , and NQ parallel to ED meet the base in Q . Then, because the parallelogram RG is to RQ as the base DG is to DQ , it follows, that the point P , with its motion continued uniformly from D , would describe the line DQ , in the same time that the area by flowing uniformly acquires an augment equal to the parallelogram RQ ; and the point P would describe a less line than DQ , by the same uniform motion, while the area by flowing uniformly acquires the augment $DENQ$. But, because the motion of P is retarded while the area increases uniformly, it follows from the third axiom, that the point P would describe a greater line than DQ , by its motion continued uniformly from D , while the area acquires the augment $DENQ$. And these being contradictory, the area $DESK$ is not greater than EG . In like manner, it appears from the fourth axiom, that the area $DESK$ is not equal to any parallelogram $DrlG$ less than EG . Therefore the area $DESK$ is equal to the parallelogram EG . When the ordinates decrease while the base either increases or decreases, and the area is supposed to flow uniformly, the base flows with an accelerated motion ; and the demonstration is the same as in the 89th article. In those cases, when the motion with which

which the area flows is uniform, the parallelogram EG (which is equal to the space that would be generated by that uniform motion in a given time) is of an invariable magnitude; and the velocity of the point P is always reciprocally as the ordinate PM: whence it may be determined, whether the motion with which the area flows is accelerated or retarded, when the law according to which the velocity of P varies and the nature of the curve FEH are known.

109. In general, whatever the motion of the point P may be, or that with which the base flows, the proposition is demonstrated universally from art. 107. by the ninth and eleventh general theorems in the manner that was described in the 90th article. Therefore, when the fluxion of the base AD is represented by DG, the fluxion of the area ADEF is represented by the parallelogram EG. And, conversely, when the fluxion of the area is represented by the parallelogram EG, the fluxion of the base is represented by DG.

110. COR. I. When the fluxion of the base AD is given, the fluxion of the area ADEF is the same, whatever line be described by the point M if it pass through E. If the base flow uniformly, whatever is generated more or less than the parallelogram EG by the motion with which the area flows, in the time P describes DG, proceeds from the acceleration or retardation of the motion with which the area flows at the term when P comes to D.

111. COR. II. When the fluxions of the bases of two figures that are generated in the same time are equal, the fluxions of the areas are as their ordinates; and when the ordinates are always in a given ratio, (as in the case described in the introduction, pag. 7. fig. 1.) the areas that are generated in the same time are in the same given ratio, by the sixth general theorem. When the fluxions of the bases are reciprocally as the ordinates, the fluxions of the areas are equal; and when the fluxions of the bases are always to each other in this ratio, the areas that are generated in the same time are equal, by the fourth general theorem.

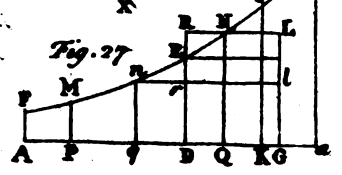
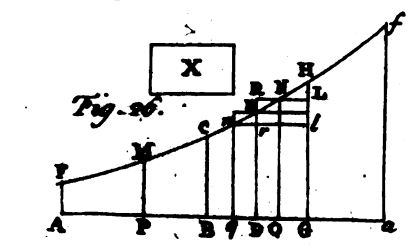
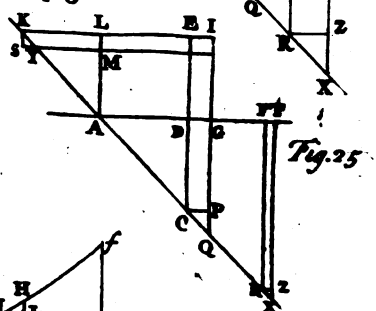
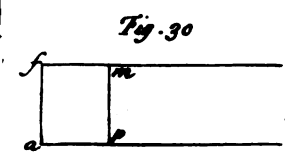
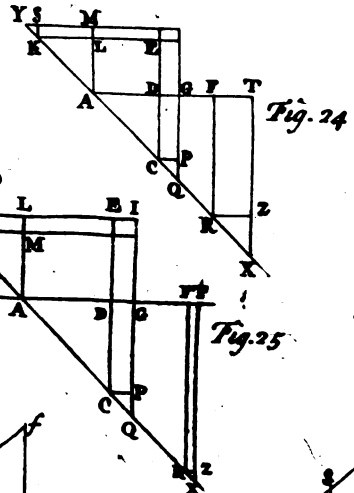
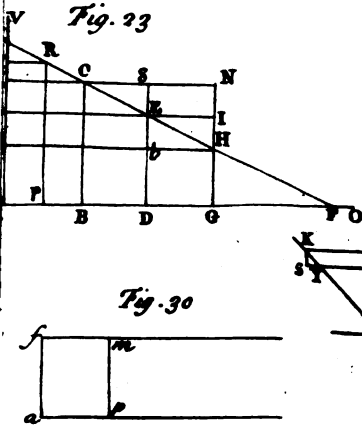
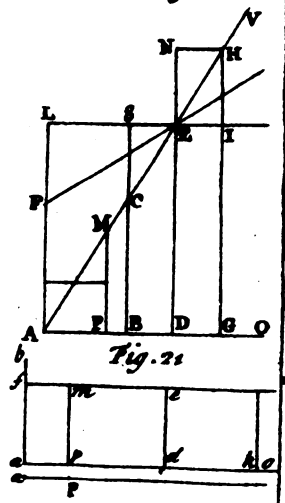
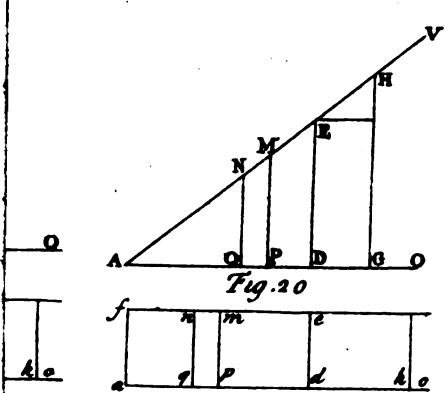
112. COR. III. Let AE be a rectangle contained by the two sides AD, AL; while AD and AL flow with any accelerated

or

or retarded motions, let E describe any line FE that meets one of the sides AD in F. Then, the rectangle AE being equal to the sum or difference of the areas AFEL and FDE, the fluxion of the rectangle AE shall be measured by the sum or difference of the rectangles EG and EM, when the fluxions of the sides AD, AL are measured by the right lines DG and LM. And thus the third case of the third proposition is briefly demonstrated.

FIG. 29. 113. COR. IV. If the area ADef be always equal to the rectangle contained by the ordinate DE and the right line DG that represents the fluxion of the base AD, then shall the parallelogram eG measure the fluxion of the area ADef, or of the parallelogram EG, or the second fluxion of the area ADEF. And, if the area ADef be always equal to the parallelogram eG, the parallelogram eG shall measure the third fluxion of the area ADEF. In the same manner the higher fluxions of this area may be represented; but, in some cases, by proceeding thus, we shall come to some fluxion that is constant, which cannot be considered as a flowing or variable quantity.

114. COR. V. From this proposition some general theorems in the doctrine of motion may be easily demonstrated. If the base AP represent the time of any motion, PM the velocity at
FIG. 26. & 30. any term of the time P, the space described by the motion in the time AP may be measured by the area APMF; that is, the space described in the time AP shall be to the space described in any other time AD as the area APMF is to the area ADEF. For, the motion of P being uniform, the motion with which the area APMF flows varies in the same proportion as the ordinate PM, by what has been demonstrated; and therefore, if the invariable right line pm, by moving parallel to itself, describe a space am always equal to the area APMF, the velocity of the right line pm, or of the point p, shall be always measured by the ordinate PM at any term of the time, as P. From which it follows, conversely, (as in art. 95.) that if we suppose the velocity of the point p at any term P to be measured by the ordinate PM, the space described by the point p in the time AP shall be measured by the area APMF; or, the space described by p in the time AP shall be to the space described by it in the time AD as the area APMF is to the area ADEF. In the
the



the same manner, if the action or exertion of any power that accelerates or retards motion be always represented by the ordinate PM while the base AP represents the time, the motion that is generated or destroyed by this power in the time AP is to the motion that is generated or destroyed in the time AD as the area APMF is to the area ADEF. Quantities of all kinds that increase or decrease while the time increases in any regular manner whatsoever, may be thus subjected to mensuration by the quadrature of figures.

115. COR. VI. There is another general theorem in the doctrine of motion that also follows easily from this proposition. Let the base AP represent the space described by any motion; FIG. 27. let the ordinate PM be always reciprocally as the velocity; that is, let the velocity at any place P be always to the velocity at any other place D as the ordinate DE is to the ordinate PM; and the time in which the line AP is described shall be to the time in which AD is described as the area APMF is to the area ADEF. For it follows from this proposition, (art. 108.) that, if the area APMF flow uniformly, the velocity of the point that describes the base shall be reciprocally as PM; that is, its velocity at P shall be to its velocity at any given term D as DE is to PM. From which it easily follows, conversely, (as in art. 95.) that, if the velocity of a point that describes the line AP at any term of that line, as P, be always reciprocally as the ordinate PM, the area APMF shall flow uniformly, or in the same proportion as the time of the motion.

116. Let a given right line SP, revolving about the center S, generate the circle ADa, and meet any curve FEH always in M; then, if the ray SM increases while the arch AP increases, it is manifest, that, when the motion of P in the circumference ADa is uniform, the area FSM flows with an accelerated motion. For, if BD and DG be equal arches described by P in any equal times, and the rays SB, SD, SG meet the curve FMH in C, E and H, the area SEH shall be greater than SEC. The sector ASP and the angle ASP increase uniformly in this case. If the motion of P be variable, but its velocity at D be measured by the arch DG, the motion with which the sector ASD flows shall be measured by the sector DSG, and the
S motion

motion with which the angle ASD flows by the angle DSG; as may be demonstrated in the same manner as the 80th article.

P R O P. V.

117. *The area FSE being supposed to flow as in the last article, let the arch EI described from the center S meet the ray SG in I; and, if the fluxion of the sector ASD be represented by the sector DSG, the fluxion of the curvilinear area FSE shall be accurately measured by the sector SEI.*

FIG. 31.

Let the motion of P in the circumference ADa first be uniform, and the rays SM terminated by the curve FMH increase while AP increases, as in the last article; and the area FSM shall flow with an accelerated motion. Suppose that a space equal to X would be generated by this motion continued uniformly from the term when P comes to D, in the same time P describes DG; and the space X shall be less than the area ESH, (by ax. 1.) but greater than the area CSE, (by ax. 2.) If X be not equal to the sector SEI, let it first be greater than that sector. Produce SE to R till SR be to SE in the subduplicate ratio of the space X to SEI; let the arch RL described from the center S meet the rays SD, SG in R and L, and the curve in N; and the space X shall be equal to the sector SRL. Let SN meet the circle in Q; and, since the sector SRL is to SRN as DG is to DQ, it follows, (by theor. 1.) that, if the motion with which the area FSE flows be continued uniformly, it will generate a space equal to the sector SRN, in the time that P describes the arch DQ. But this space must be less than the area SEN which is generated in the same time by the accelerated motion with which the area FSM flows, by the first axiom. Therefore the sector SRN is less than the area SEN. But this is absurd; and, consequently, the space X is not greater than the sector SEI. If it be said that the space X is less than the sector SEI, let Sr be less than SE in the subduplicate ratio of the space X to the sector SEI. From S as center describe the arch r₁, meet-

meeting the rays SD, SG in r and l , and the curve EC in n . Let Sn meet the circumference of the circle ADa in q ; and the space X shall be equal to the sector Srl . But Srl is to Srn as rl is to rn , or DG to Dq ; and therefore (by theor. 1.) a space equal to the sector Srn would be generated by the motion with which the area FSE flows continued uniformly, during the time in which P describes an arch equal to qD ; and this space must be greater than the area SnE which is generated by the accelerated motion with which the area flows while P describes qD before it comes to D, by the second axiom; that is, the sector Snr must be greater than the area SnE : which is absurd. Therefore the space X is neither greater nor less than the sector SEI, but is precisely equal to it.

118. The rest remaining as in the last article, suppose the *a*-**FIG. 32.** rea FSM to increase uniformly, and to acquire the equal increments CSE, ESH in any equal times that immediately succeed after each other. Let the rays SC and SH meet the circumference ADa in k and K ; and, since the rays from S terminated by the curve CEH are supposed to increase continually from SC to SH, it is manifest, that the angle ESH is less than ESC, and that the arch DK is less than Dk . Therefore the motion of the point P, in describing the circumference ADa , is perpetually retarded. Suppose that the point P would describe the arch DG by its motion at D continued uniformly, in the same time that the area FSE by flowing uniformly acquires the augment ESH; and the area ESH shall be equal to the sector ESI. For, if ESH be greater than ESI, let SR be greater than SE in the subduplicate ratio of ESH to ESI; let the arch RL described from the center S meet SG in L, and the curve EH in N; and let SN meet the circumference DG in Q. Then, since the sector SRL is to the sector SRN as the arch RL is to the arch RN, or as DG is to DQ, it follows, that, in the time the area FSE by flowing uniformly acquires an augment equal to the sector SRN, the point P would describe DQ with its motion continued uniformly from the term when it comes to D; and, in the time that the area FSE acquires the augment ESN, (which is less than the sector SRN,) the point P would describe an arch less than DQ by the same motion continued uniformly. But,
 S 2 while

while the area FSE acquires the augment ESN, the point P with a retarded motion describes DQ; and it would describe an arch greater than DQ in the same time by its motion continued uniformly from D, by the third axiom. And these being contradictory, it follows, that the area ESH is not greater than the sector ESI. In the same manner it appears, that ESH is not equal to any sector *Sr* less than SEI.

119. In general, all the other cases of this proposition are deduced from the first, by the ninth and eleventh theorems, in the same manner that we demonstrated the 90th article: so that, when the fluxion of the arch AD is represented by DG, or the fluxion of the sector ASD by the sector DSG, the fluxion of the area FSE is expressed accurately by the sector ESI; and, conversely, when the fluxion of the area FSE is expressed by the sector ESI; produce SI till it meet the circumference AD*a* in G, and DG shall represent the fluxion of the arch AD.

120. COR. I. The fluxion of the sector ASD is to the fluxion of the area FSE in the duplicate ratio of SD to SE. When the arch AD, or the angle ASD, flows uniformly, the fluxion of the area FSE increases or decreases in the duplicate ratio of the ray SE. But, when the area FSE flows uniformly, the fluxion of the arch AD, or of the angle ASD, is reciprocally as the square of the ray SE.

FIG. 32. 121. COR. II. In the 118th article, where the area was supposed to flow uniformly, it was shewn, that, if the sector ESI be equal to the area ESH, and SI produced to the circumference AD*a* meet it in G, then DG is the arch that would be described by P with its motion at D continued uniformly while the area FSE acquires the augment ESH. From this it follows, that, if the angular motion of the ray SE was continued uniformly, the angle ESI would be generated by it in the same time. Let SH meet the arch EI in R; and the angle ESR, which is actually generated by the ray SP revolving about the center S while the area is increased by ESH, is to the angle ESI that would have been generated in the same time if the angular motion of SE about S had been continued uniformly, as the sector ESR is to the area ESH; and the difference of those angles is to the latter angle ESI as the area ERH is to the area ESH.

122. The

122. The similarity of curvilinear figures may be derived from that of rectilinear figures that are always similarly described in them; or, we may comprehend all sorts of similar figures, planes or solids, in this general definition: Figures are similar when they may be supposed to be placed in such a manner, that, any right line being drawn from a determined point to the terms that bound them, the parts of the right line intercepted betwixt that point and those terms are always in one constant ratio to each other. Thus the figures ASD , aSd are similar, Fig. 33. when, any line SP being drawn always from the same point S meeting AD in P , and ad in p , the ratio of SP to Sp is invariable. It is manifest, that the rectilinear inscribed figures $APDS$, $apdS$ are similar, in this case, according to the definition of such figures that is given in the Elements. If the right lines PM and pm parallel to each other meet SA in M and m ; then PM shall be to pm as SM is to Sm , or as SA is to Sa ; and AM is to am as PM is to pm . And, conversely, if AM be always to am as AS is to aS ; and PM be always to pm as AM is to am , it is manifest, that the points S , p and P are always in one right line, and that Sp is to SP in the invariable ratio of Sa to SA . From which it appears, that the common definition of similar figures, particularly that of APOLLONIUS for the conic sections, and of CAVALERIUS for any figures whatsoever, is included in this, or is easily deduced from it. When the similar figures are in the situation we have described, they are also similarly situated, and all their homologous lines are either placed upon one another or parallel.

123. If the right line SP , by revolving about the given point S , generate the similar figures ASP , aSp , their fluxions shall be to each other in the duplicate ratio of SP to Sp , or of SA to Sa ; and, consequently, in an invariable ratio. Therefore, by the sixth general theorem, the similar figures ASP , aSp which are generated in the same time are in the same invariable ratio. The triangles ASP , aSp and the segments ANP , anp are in the same duplicate ratio of SA to Sa , or of AP to ap . If we suppose the ray Sa and the figure aSd to increase or decrease so as to remain always similar to a given figure ASD , the fluxion of the area aSd shall be to the fluxion of the inscribed triangle aSd

aSd in the invariable ratio of that area to the inscribed triangle; and the fluxion of the area aSd increases or decreases uniformly when the fluxion of Sa is constant.

C H A P. IV.

Of the Fluxions of Solids, and of third Fluxions.

P R O P. VI.

124. **T**He fluxion of the solid that is generated by the revolution of the area ADEF about the axis AD, is measured by the cylinder that is generated by the rectangle EG, when the fluxion of the axis AD is measured by DG.

FIG. 26.

The demonstration is the same as that of the fourth proposition; and it is easy to deduce corollaries from this proposition similar to those which were inferred from the fourth.

P R O P. VII.

125. The fluxion of a solid that can be conceived to be generated by any plane surface moving parallel to itself, and perpendicular to a given axis, is measured by a prism that has the generating surface for its base, and its altitude equal to the right line which measures the fluxion of the axis.

By a prism we understand, in this proposition, any upright solid that can be generated by an invariable plane moving parallel to itself perpendicular to a given right line. When the generating figure is of an invariable magnitude, the proposition is demonstrated as in art. 80. The axis AD being supposed to flow uniformly,

ly, if the generating plane LM continually increase, it is evident that the solid must increase with an accelerated motion. Let this motion be supposed to be continued uniformly from the term when the plane LM cuts the axis in D, and to generate a solid equal to R in the same time that the axis by flowing uniformly acquires the augment DG. Then shall the solid R be equal to the prism upon the base LM of the height DG: For, if the solid R be said to be greater than that prism, let AD be produced to P till lm (the section of the solid through P parallel to LM) be to LM as the solid R is to that prism; and the solid R shall be equal to a prism upon the base lm of the height DG. From this it follows, (by theor. 1.) that the motion with which the solid EBML flows, continued uniformly, would generate a solid equal to a prism upon the base lm of the height DP, in the time that the axis acquires the augment DP by flowing uniformly. But the motion with which the solid flows when continually accelerated from the same term, generates in that time the frustum included betwixt the sections LM and lm , which is less than the prism upon the base lm of the height DP; and, if the motion with which the solid flows was continued uniformly from that term, it would generate in the same time a less solid than that frustum, (by ax. 1.) and therefore less than the prism upon the base lm of the height DP. But these are contradictory; and therefore the solid R is not greater than a prism upon the base LM of the height DG. In like manner it is shewn, that the solid R is not less than this prism. And the demonstration is extended to the other cases of the proposition in the manner that was described in art. 90. Therefore, the fluxion of the axis AD being represented by DG, the fluxion of the solid is accurately measured by a prism upon the base LM of the height DG. And, conversely, when the fluxion of the solid is represented by that prism, the fluxion of the axis is accurately measured by DG.

126. COR. I. Let the solid ALM be a pyramid that has its vertex in A, and let the section LM be triple of the square of AD: Then shall the solid ALM be always equal to a cube described upon AD. Therefore the fluxion of the cube upon AD is accurately measured by a parallelepipedon upon a base that is triple of

of the square of AD, of a height equal to DG that measures the fluxion of the side AD, or by a parallelopipedon upon the square of AD of a height triple of DG. From which it follows, that, when four quantities are in continued proportion, and the first term is invariable, the fluxion of the second term is to one third part of the fluxion of the fourth as the first term is to the third.

127. COR. II. When the solid ALM is a pyramid as in the last corollary, and the motion with which AD flows is uniform, the fluxion of the pyramid is as the section LM, or as the square of AD. In this case, the right lines AL, AM, &c. that form the solid angle at A, flow with uniform motions. The section LM, and the triangular sides of the pyramid increase with motions that are accelerated uniformly, by prop. 2. cor. 4. But the solid ALM increases with a motion the acceleration of which increases uniformly; that is, the second fluxion of the pyramid increases uniformly, and its third fluxion is invariable. In the same manner, when the side of a cube or the axis of a cone increases uniformly, the solid flows with a motion the acceleration of which increases uniformly.

FIG. 21. 128. In art. 93. we resolved the trapezium DGHE (which is the increment of the triangle ADE that is generated while AD by increasing uniformly acquires the augment DG) into two parts, *viz.* the parallelogram EG, which is generated in consequence of the motion with which the triangle flows at the term when P comes to D, and the triangle EIH, which is generated in consequence of the acceleration of that motion. In like manner, we are in the present case to resolve the increment of the solid that is generated while the axis acquires the augment DG, into three parts. The first we conceive to be generated in consequence of the motion with which the solid flows, at the term when its side or axis becomes equal to AD, supposed to be continued uniformly for that time. The second part is conceived to be generated in consequence of the acceleration of this motion supposed to be continued uniformly from the same term and for the same time. And the third part is what is generated in consequence of the continual and uniform increase of this acceleration.

FIG. 35.

129. These three parts may be distinguished from each other in

in the following manner. Let the triangle MPm , by moving perpendicular to the right line AP , generate the pyramid $APMm$. While the point P describes DG , let the pyramid acquire the increment that is terminated by the planes EDe , HGb parallel to MPm ; let Ei and ci parallel to DG meet GH and gb in I and i , and eN parallel to EH meet Hb in N . Then the frustum of the pyramid terminated by the planes EDe , HGb is resolved into three parts; the prism $EDeIGi$, the prism $EIHciN$, and the pyramid $eNib$. The first of these, the prism $EDeIGi$, measures the first fluxion of the pyramid $ADEe$ when DG represents the fluxion of AD , by the seventh proposition. The second, *viz.* the prism $EIHciN$, measures one half of the fluxion of the first, the altitude DG being supposed invariable. For the fluxion of the triangle EDe , or IGi , is measured by the parallelogram IN , (the fluxion of DE or GI being measured by IH ,) by prop. 2. and the fluxion of the prism $EDeIGi$ is therefore measured by a parallelopipedon $NHEe$ upon the base IN of the altitude DG , which is double of the prism $EIHciN$ that is upon the same base IN and of the same altitude. Therefore the prism $EIHciN$ measures one half of the fluxion of the prism $EDeIGi$, or one half of the second fluxion of the pyramid $ADEe$. The last part of the frustum $EDeHGb$, *viz.* the pyramid $eNib$, measures one sixth part of the fluxion of the parallelopipedon $NHEe$. For, completing the parallelogram $NiRb$ and the parallelopipedon $NbLe$, the fluxion of the parallelogram IN is measured by the parallelogram NR , (by prop. 1. IH being invariable,) and the fluxion of the parallelopipedon $NHEe$ is measured by the parallelopipedon $NbLe$, of which the pyramid $eNib$ is one sixth part. Therefore this pyramid measures one sixth part of the fluxion of the parallelopipedon $NHEe$, or of the third fluxion of the pyramid $ADEe$.

130. Thus the solids $EDeIGi$, $NHEe$, $NbLe$ respectively measure the first, second, and third fluxions of the pyramid $ADEe$, when AD flows uniformly and its fluxion is represented by DG . The three parts which constitute the frustum $EDeHGb$ (or the increment of the pyramid that is generated while AD acquires the augment DG) are, the prism $EDeIGi$, the prism $EIHciN$, and the pyramid $eNib$; of which the first measures the first fluxion,

T

xion,

xion, the second measures one half of the second fluxion, the last measures one sixth part of the third fluxion of the pyramid $ADEe$; and, this part $eNib$ being invariable, the pyramid has no fourth fluxion. The first of these is the solid that would have been generated by the motion with which the pyramid $ADEe$ flows, if it had been continued uniformly for the time in which P describes DG . The second part is what would have been produced more than the first, if the acceleration of the generating motion had been continued uniformly from the term when P comes to D , in the same manner as the triangle EIH (fig. 21.) is the space that is generated in consequence of the acceleration of the motion with which the triangle APM flows while P describes DG , according to what was shewn in the 93d article. The third part $eNib$ is what is generated in consequence of the continual uniform increase of the acceleration of the generating motion, or of the uniform increase of the power by which we may conceive this acceleration to be produced. The first fluxion of the pyramid $ADEe$ is accurately expressed by the first of those parts of its increment, and the other two are justly neglected in measuring it. The second part serves for comparing the second fluxion of the pyramid at the term when P comes to D with its second fluxion at any other term, or with the second fluxion of any other solid. The third part $eNib$ serves for comparing the third fluxion of the pyramid with that of any other solid, or with the third fluxion of the same pyramid when the axis AD flows with a different motion.

131. The prism $EDeIGi$, which measures the first fluxion of the pyramid $ADEe$, is to the parallelopipedon $NHEe$, which measures its second fluxion, as one half of DE is to EK , or as one half of AD is to DG . The parallelopipedon $NHEe$ is to the parallelopipedon $NbLe$, which measures the third fluxion of the pyramid $ADEe$, as NH is to Nb , or as AD is to DG . And it is manifest, that these ratios, by diminishing DE , or by diminishing the increment of the pyramid $EDeHGb$, may become greater than any assignable ratio. Therefore the ratio of the quantity that measures the first fluxion of the pyramid $ADEe$ to that which measures its second fluxion, and the ratio of the latter to that which measures its third fluxion, may become greater

greater than any assignable ratio, when the quantity that measures its first fluxion is continually diminished. The pyramid $AGHb$ is precisely equal to the sum of these four solids, the pyramid $ADEe$, the prism $EDeIGi$, the prism $EHIeNi$, and the pyramid $eNib$. When DG is continually diminished, the first of those four solids approaches to the pyramid $AGHb$, so that their difference may become less than any assignable magnitude; but the sum of the first two approaches much nearer to the pyramid $AGHb$: and the ratio of the difference betwixt this sum and that pyramid, to the difference of the pyramids $AGHb$ and $ADEe$, may become less than any assignable ratio. The sum of the first three of those solids approaches still nearer to the value of the pyramid $AGHb$; and the ratio of the difference betwixt that sum and this pyramid, to the difference of the sum of the first two solids and the same pyramid, may become less than any assignable ratio. Thus we are led to approximations of various degrees of exactness by this method, as well as to accurate mensurations. For, in general, the value of a fluent at the beginning of any small time being given, we approximate to its value at the end of that time, by adding to the former, first, the quantity that would have been produced in this time by the generating motion, if it had been continued uniformly from the beginning of the time, (which we suppose to measure the first fluxion of the fluent;) then, one half of the quantity that measures its second fluxion, and one sixth part of the quantity that measures its third fluxion. The approximation is the more accurate, the more we add of those quantities together, in the order we have described them: but of this we shall treat more fully afterwards.

132. When AD increases uniformly, the prism $EDeIGi$ increases in the same proportion as the triangle EDe , (its altitude DG being invariable,) or in the duplicate ratio of AD ; the parallelipedon $NHEe$ increases in the same proportion as Ee or AD increases, because the sides HK and HI are invariable; the parallelipedon $NbLe$ is always of the same magnitude. But when AD is given, and DG , which measures the fluxion of AD , increases or decreases, the prism $EDeIGi$, which measures the first fluxion of the pyramid $ADEe$, increases or decreases in

T 2


the

the same proportion; the parallelopipedon $NHEe$, which measures the second fluxion of that pyramid, increases or decreases in the same proportion as its base IK , or in the duplicate ratio of DG ; and the parallelopipedon $NbLe$, which measures the third fluxion of the same pyramid, increases or decreases in the triplicate ratio of ei , or DG . Therefore, when the first fluxion of the pyramid at any given term is supposed to vary, the second fluxion varies in the duplicate ratio, and the third fluxion in the triplicate ratio of that in which the first fluxion varies.

FIG. 6. 133. All we have said of the pyramid $ADEe$ and its fluxions
Pl. 2. is easily transferred to the cone and its fluxions, by what was demonstrated in the introduction, (pag. 19. & 20.) The increment of the cone AHb that is generated while the axis AE is increased by EB , or the frustum described by the trapezium $EBCH$ revolving about the axis EB , is equal to the cylinder $YXxy$ (BX being a mean proportional betwixt BC and EH) and cone ESf (BS being the difference of BC and EH) taken together. The cylinder $YXxy$ being resolved into two parts, the cylinder $HZzb$, and the hollow cylindric solid that is generated by the rectangle HX revolving about the axis EB ; the first of these measures the first fluxion of the cone AHb , when the axis flows uniformly and its first fluxion is represented by EB ; and the latter part measures one half of the fluxion of the former, or one half of the second fluxion of the cone AHb . For, the fluxion of EH being represented by CZ , and the fluxion of its square by the rectangle contained by $2EH$ and CZ , (by prop. 2. cor. 6.) the difference of the squares of BX and BZ (or the rectangle contained by EH and CZ) measures one half of the fluxion of the square of EH ; and the annular space described by ZX revolving about B measures one half of the fluxion of the circle described by BZ or EH . Therefore the hollow solid generated by the rectangle HX measures one half of the fluxion of the cylinder $HbzZ$, or one half of the second fluxion of the cone AHb . The cone ESf (which, with the cylinder $YXxy$, completes a solid equal to the frustum $HbcC$) measures one third part of the fluxion of the hollow solid described by the rectangle HX ; because the fluxion of the excess of the square of BX above the square of BZ (or the fluxion

xion of the rectangle contained by EH and CZ) is measured by the square of BZ or of CS; and the fluxion of the solid generated by the rectangle HX is therefore measured by the cylinder that would be described by the rectangle ES revolving about EB; which cylinder is triple of the cone ES*f*. Thus it appears, that of the three solids which taken together are equal to the frustum HbcC, (the increment of the cone AH*b* that is produced while AE is increased by EB,) the cylinder HbzZ measures the first fluxion of the cone AH*b*, the hollow solid described by the rectangle HX measures one half of its second fluxion, and the cone ES*f* measures one sixth part of its third fluxion, the axis being supposed to flow uniformly and its fluxion being represented by DG.

134. Let the point *p* describe the right line F*f* in such a manner, that an upright parallelopipedon upon a given invariable base, as the square of any given line *a*, and of a height equal to F*p*, may be always equal to the pyramid APM*m*, (fig. 36.) and, the motion of *p* being then similar to that with which the pyramid flows, the acceleration of its motion shall increase uniformly, or the increments of its velocity generated in any equal times that succeed after each other shall always increase uniformly, when the motion of the point F is uniform. Let *dS* be described by *p* in any given time; let *dC* be the space that would be described in that time by it with its motion continued uniformly from *d*; and let *df* be the space that would have been described in the same time if the acceleration of its motion had been continued uniformly from that term. Then



shall upright parallelopipedons on the invariable base that is supposed equal to the square of *a*, and of the altitudes *dC*, *Cf* and *fS*, be respectively equal to the prisms EDe*IGi*, EHe*Ni* and the pyramid e*Nib*; and the right lines *dC*, *Cf* and *fS* shall measure the

the first fluxion of Fd , one half of its second fluxion, and one sixth part of its third fluxion, respectively.

135. Let the points q and r describe the right lines Xx and Zz in such a manner that Xq may be always equal to the space that would be described by p , and Zr may be equal to the space that would be described by q , if their motions were continued uniformly from the terms p and q , in the same time in which it is supposed that p would describe dC with its motion continued uniformly from d . Then the motion of q shall be uniformly accelerated, and the motion of r uniform, when the motion of P in the line AG (fig. 36.) is supposed uniform. Let dS , Vv and Tt be spaces described by the points p , q and r in the same time; and let Vl be the space that would be described by q in that time by its motion continued uniformly from V . Then dC , Vl and Tt measure the first, second and third fluxions of Fd , respectively. The upright parallelopipedons on the square of the invariable line a , of altitudes respectively equal to dC , Vl and Tt are equal to the solids $EDeIGi$, $NHEe$ and $NbLe$; Cf is one half of Vl , and fS is one sixth part of Tt ; so that dS is equal to the sum of dC , one half of Vl and one sixth part of Tt , taken together.

136. Because fS is the difference of dS and df , and is equal to one sixth part of Tt ; it follows, that one sixth part of the third fluxion of the fluent Fp is measured, at any term, by the difference of the increments that are produced in a given time, when the acceleration of the generating motion is continued uniformly, and when the increase of this acceleration is continued uniformly, from that term; and it is determined by a similar difference when the generating motion is continually retarded, or when its acceleration decreases.

FIG. 37. 137. The rest remaining as in the 129th article, let BD be equal to DG , and the plane OBo parallel to EDe meet AE , Ae , EI , ei and eN in the points O , o , Y , y and n . Then, the frustum $EDeOBo$ being equal to the excess of the sum of the prism $EDeYBy$ and pyramid $eoyn$ above the prism $EYOeyn$, it follows, that the difference between the frustums $EDeHGb$ and $EDeOBo$ is double of the prism $EIHeiN$, and therefore measures the second fluxion of the pyramid $ADEe$, when AD flows uniformly and

and its fluxion is represented by DG . It is also manifest, that the frustum $HGbOB_0$ exceeds the prism $IGiYB_0$ by a solid that is equal to the sum of the equal pyramids $eiNb$ and $eony$; and therefore the difference between that frustum and prism measures one third part of the third fluxion of the pyramid $ADEe$.

138. In the same manner, (fig. art. 134.) if fd and dS be described by p in equal times, and dc be equal to dC , then the difference between dS and df is equal to $2Cf$, or to Vl ; and the difference of fS and cC is double of fS , or equal to one third part of Tt . The former difference measures the second fluxion of Fd , and the latter measures one third part of its third fluxion, when dC measures its first fluxion. From which another theorem may be deduced for determining the third fluxions of quantities. If fd , dS and Sm be described by the point p in equal times that succeed after each other, then it is easy to see that Tt is equal to the excess of the difference between Sm and dS above the difference between dS and fd . In other cases, the ratio of Tt to that excess, or of one third of Tt to the difference between fS and cC , may not be a ratio of equality; but it approaches to that ratio, when those increments are continually diminished, as its limit.

139. It appears, from what was shewn in the introduction, that the third fluxion of any solid that can be generated by a conic section revolving on its axis is invariable, when the axis flows uniformly; the parabolic conoid excepted, which has its second fluxion constant, and has no third fluxion. This account of third fluxions is similar to that we gave of second fluxions in art. 97. We have deduced those illustrations of them from the common geometry, because what relates to second and third fluxions has been represented as very abstruse, and because it is the application of this part of the method that has been found to be most liable to mistakes.

C H A P. V.

Of the Fluxions of Quantities that are in a continued geometrical Progression, the first term of which is invariable.

FIG. 38. 140. **L** Et the right lines Ee, Ff intersect each other at right angles in A ; and, AS, AP and AL being in geometrical progression, let SA be taken upon AF , AP upon AE , and AL upon Af ; and SPL shall be always a right angle. Let SA be invariable; and, while the point P with an uniform motion describes any equal lines pP, Pp , let the point L describe lL and Ll ; produce lp and lp till they meet LP produced in d and D . Then, because the angle SPd is equal to Spd , the angle PSp is equal to Ldl . But, since SPL is a right angle, the angle SPP is equal to dLl . Therefore the triangles PSP, Ldl are similar. In like manner, the triangles PSp, LDl are similar. Therefore Ll is to Pp as DL is to SP , and Ll is to Pp as dL is to SP ; so that Ll is to Ll as DL is to dL . But the angle PSD is equal to Dpe , or pSA , and the angle PSd is equal to Ppd , or pSA ; and, consequently, the angle PSD exceeds PSd by DSd , equal to pSp : so that DL being greater than dL , Ll is greater than Ll . Therefore, when the motion of P is uniform, the spaces described by L in any equal succeeding times, perpetually increase, and its motion is accelerated.

141. Because the angle pSD is equal to pPD , or PSA , it is less than pSl , and pD is less than pl . Therefore Dl is less than $2pl$. But the angle pSd being equal to dPp , or PSA , it is greater than pSl ; and, pd being therefore greater than pl , dL is greater than $2pl$.

142. The velocity of L is to the velocity of P as $2AP$ is to SA . For, if the ratio of the velocity of L to the velocity of P be a greater ratio than that of $2AP$ to SA , let it be the same as that of $2Ap$ (any quantity greater than $2AP$) to SA , or of $2pl$ to Sp . Then, because Dl is less than $2pl$, the velocity of L shall be to the velocity of P in a greater ratio than Dl is to Sp ,

Sp, or (the triangles *S_pP*, *D_lL* being similar) *L_l* is to *P_p*. But, the motion of *L* being accelerated, while the motion of *P* is uniform, it follows from the first axiom, that *L_l* is greater than the space which would be described by *L* if its motion was continued uniformly while *P* describes *P_p*. Therefore the velocity of *L* is to the velocity of *P* in a less ratio than *L_l* is to *P_p*. And these being contradictory, it follows, that the velocity of *L* is not to the velocity of *P* in a ratio greater than that of *2AP* to *SA*. Let the ratio of those velocities be less than that of *2AP* to *SA*, and be the same as that of *2Ap* to *SA*, or of *2pl* to *Sp*; which being less than that of *d_l* to *Sp*, (because *d_l* is greater than *2pl*;) the velocity of *L* shall be to the velocity of *P* in a less ratio than that of *L_l* to *P_p*. But it follows from the second axiom, that *L_l* is to *P_p* in a less ratio than the velocity of *L* is to the velocity of *P*. And these being contradictory, it appears, that the velocity of *L* is to the velocity of *P*, or the fluxion of *AL* to the fluxion of *AP*, as *2AP* is to *SA*.

143. Let the angles *SPL*, *PLM*, *LMN*, *MNR*, &c. be always right, and the angular points *P*, *L*, *M*, *N*, *R*, &c. describe always the right lines *AE*, *Af*, *Ae*, *AF*, *AE*, &c. Then shall *SA*, *AP*, *AL*, *AM*, *AN*, *AR*, &c. be always a series of quantities in a continued geometrical progression, the first term of which *SA* is invariable. While the point *P* describes any equal lines *pP*, *P_p* on the line *AE*, let the points *L*, *M*, *N*, *R*, &c. describe the spaces *lL* and *L_l*, *mM* and *M_m*, *nN* and *N_n*, *rR* and *R_r*, &c. on the lines *Af*, *Ae*, *AF*, *AE*, the angles *Spl* and *Spl*, *plm* and *plm*, *lmn* and *lmn* being always right. Let *lp* and *lp* produced meet *LP* produced in *d* and *D*; let *ml* and *ml* produced meet *ML* in *g* and *G*; let *nm* and *nm*, *rn* and *rn*, &c. produced meet *NM*, *RN*, &c. in *b* and *H*, *k* and *K*, &c. respectively. Then it is manifest, that the triangles *PSp*, *L_ll*, *Mgm*, *Nbn*, &c. and the triangles *PSp*, *LD_l*, *MGM*, *NH_n*, *RK_r*, &c. are each a series of similar triangles. It is also evident, that the angles *pSA*, *PSD*, *LDG*, *MGH*, *NHK*, &c. and the angles *pSA*, *PSd*, *LDg*, *MGb*, *NHk*, &c. are each a series of equal angles; and that any angle of the former series exceeds always the corresponding angle of the latter series by the difference *pSp*.

U

LEMMA

L E M M A VI.

144. *When the first term of a geometrical progression is invariable, and the second term increases uniformly, each of the following terms increases with an accelerated motion.*

Because the triangles PSp , Ldl , Mgm , Nbn , Rkr , &c. are similar, the increments pP , lL , mM , nN , rR , &c. are in the same proportion as the right lines SP , dL , gM , bN , kR , &c. and, the triangles PSp , LDl , MGm , NHn , &c. being also similar, the increments Pp , Ll , Mm , Nn , Rr , &c. are in the same proportion as the right lines SP , DL , GM , HN , KR , &c. Therefore, pP being equal to Pp , lL is to Ll as dL is to DL , mM is to Mm as gM is to GM , nN is to Nn as bN is to HN , rR is to Rr as kR is to KR . But DL is greater than dL , GM is greater than gM , HN is greater than bN , KR is greater than kR , and so on; because the angles PSD , LDG , MGH , NHK , &c. exceed the angles PSd , LDg , MGb , NHk , &c. respectively, (the excess being always equal to the angle pSp .) Therefore Ll , Mm , Nn , Rr , &c. exceed Ll , Mm , Nn , Rr , &c. respectively; and, the motion of the point P being uniform, (so that the equal lines pP , Pp may be described by it in equal times,) the motions of the points L , M , N , R , &c. are perpetually accelerated.

145. It is manifest, that the lines Dl , Gm , Hn , Kr , &c. are respectively less than $2pl$, $3lm$, $4mn$, $5nr$, &c. but that the lines dL , gm , bn , kr , &c. are respectively greater than $2pl$, $3lm$, $4mn$, $5nr$, &c. For, the angles pSD , lDG , mGH , nHK , &c. being always equal to each other and to the angle PSA , and the angles pSl , lpm , mln , nmr , &c. being also equal, the latter always exceed the former by the angle pSp . Therefore, as pl is greater than pD , and Dl therefore less than $2pl$; so Gl is less than $2lm$, and Gm less than $3lm$; Hm is less than $3mn$, and Hn less than $4mn$; Kn is less than $4nr$, and Kr is less than $5nr$. In the same manner, the angles pSd , ldg , mgb , nkk , &c. being always equal to PSA , and the angles pSl , lpm , mln , nmr , &c. being equal,

qual, the former angles always exceed the latter by the angle PSp. Therefore, as pd is greater than pl , and consequently $d1$ is greater than $2pl$; so lg is greater than $2lm$, and gm greater than $3lm$; mb is greater than $3mn$, and nb greater than $4nm$; nk is greater than $4nr$, and kr greater than $5nr$; and so on.

P R O P. VIII.

146. *The fluxion of any term AN of a geometrical progression, the first term of which is invariable, is to the fluxion of the second term AP in a ratio compounded of the ratio of those terms and the ratio of the number of terms which precede AN to unit.*

The fluxion of any term AN is to the fluxion of the second term AP, in a ratio compounded of the ratio of AN to AP, and of the ratio of the number of terms that precede AN to unit; that is, in this example, the fluxion of AN is to the fluxion of AP as $4AN$ is to AP. First, let the motion of P be uniform, and the motion of N shall be accelerated, by lemma 6. Then, if the ratio of the velocity of N to the velocity of P be not that of $4AN$ to AP, or of $4AM$ to SA, let it first be the same as that of $4Am$ to SA, Am being any line greater than AM. The triangles SAP , Amn being similar, $4Am$ is to SA as $4mn$ is to Sp ; but $4mn$ is greater than Hn , (by art. 145.) and $4mn$ is to Sp in a greater ratio than Hn is to Sp , or Nn to Pp . Therefore the ratio of the velocity of N to the velocity of P is greater than the ratio of Nn to Pp . But the motion of N being accelerated while the motion of P is uniform, it follows from the first axiom, that a less space than Nn would be described by the motion of N continued uniformly in the time Pp is described by P. Therefore the velocity of N is to the velocity of P in a less ratio than Nn is to Pp . But these are contradictory, and therefore the ratio of the velocity of N to the velocity of P is not greater than that of $4AM$ to SA, or of $4AN$ to AP. Let the ratio of those velocities be that of $4Am$ to SA, Am being any line less than AM. Then, $4Am$ being to SA as $4mn$ is to

U 2

Sp,

Sp , and $4mn$ being less than bn , (by art. 145.) it follows, that the velocity of N is to the velocity of P in a less ratio than bn is to Sp , or Nn is to Pp . But, by the second axiom, a greater space than Nn would be described by the motion of N continued uniformly, in the time pP is described by P ; and therefore the velocity of N is to the velocity of P in a greater ratio than Nn is to Pp . But these being also contradictory, the velocity of N is to the velocity of P neither in a greater nor in a less ratio than that of $4AM$ to SA , or of $4AN$ to AP ; and therefore the fluxion of AN is to the fluxion of AP precisely in the same ratio as $4AN$ is to AP . All the other cases of this proposition, when the motion of P is variable, are easily deduced from this case, by the eleventh general theorem. And it is obvious, that this demonstration is applicable in the same manner to any other terms of the progression.

P R O P. IX.

147. *The fluxions of any two terms in a geometrical progression, the first term of which is invariable, are in a ratio compounded of the ratio of those terms to each other, and of the ratio of the numbers that shew how many terms precede them in the progression.*

This follows from the last proposition. The fluxion of AN , for example, is to the fluxion of AM as $4AN$ is to $3AM$. For the fluxion of AN is to the fluxion of AP as $4AN$ is to AP , by the last proposition; and the fluxion of AM is to the fluxion of AP as $3AM$ is to AP , by the same. Therefore the fluxion of AN is to the fluxion of AM as $4AN$ is to $3AM$; and it is manifest, that the same demonstration may be applied when the fluxions of any other terms of the progression are compared together.

148. It follows from what has been demonstrated, that, if the motions of the points P , L , M , N , R , &c. were continued uniformly, lines respectively equal to SA , $2AP$, $3AL$, $4AM$, $5AR$, &c. would be described by them in the same time.

149. The

149. The second, third, and higher fluxions of any term of the progression, may be represented by certain multiples of the preceeding terms when the first fluxion of the second term AP is constant (or the motion of P is uniform) and is represented by the invariable right line SA. For, the velocity of the point N, or the first fluxion of AN, being represented by $4AM$; the fluxion of this velocity, or the second fluxion of AN, may be represented by four times the fluxion of AM, (which is itself measured by $3AL$,) or by $12AL$; the third fluxion of AN is represented by $24AP$, (because the fluxion of AL is represented by $2AP$,) its fourth fluxion by $24SA$, and it has no fifth fluxion.

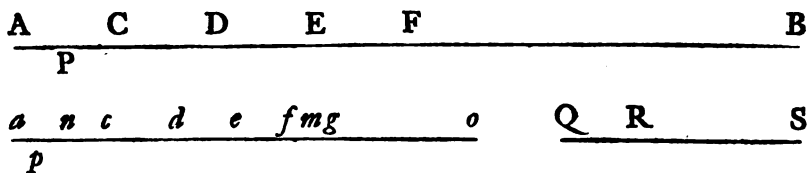
150. If Au be a mean proportional between AL and Al , and **FIG. 40.** AP flow uniformly, then is $2Lu$ equal to the line that would be generated by the motion with which AL flows continued uniformly for the time in which P describes Pp ; and the difference betwixt lu and Lu is what is generated in consequence of the acceleration of this motion during that time. For Au is to AL in the subduplicate ratio of Al to AL, or in the ratio of Ap to AP; and Lu is to Pp as AL is to AP, or as AP is to SA. Therefore $2Lu$ is to Pp as $2AP$ is to SA, or as the velocity of the point L is to the velocity of P. Let Ab and Ak be two mean proportionals between AM and Am ; and, if the motion of M was continued uniformly while P describes Pp , a line would be described by it equal to $3Mb$; if the acceleration of that motion was continued uniformly from the same term and for the same time, a line would be described by it equal to $3bk$; and what would be generated in consequence of this uniform acceleration is equal to thrice the difference betwixt bk and Mb . The difference betwixt Mm and $3bk$, or the excess of the difference betwixt km and bk above the difference betwixt bk and Mb , is what is generated in consequence of the increase of that acceleration during the same time. The proportions betwixt those differences and the lines that measure the first, second and third fluxions of AM, easily appear, and have been already shewn in the last chapter. Any term has fluxions of as many degrees as there are terms that precede it in the progression, when the fluxion of AP is invariable; and the increment of any term that is generated in a given time, may be resolved in this manner into

to as many parts as it has fluxions of different orders; and each part may be conceived to be generated in consequence of its respective fluxion. But this will appear more easily afterwards.

C H A P. VI.

Of Logarithms, and the Fluxions of logarithmic Quantities.

151. **T**HE Logarithms were invented for facilitating computations in Arithmetic and Trigonometry, by the celebrated Lord NAPIER, Baron of Merchiston, and have been found since to be of great use in the higher Geometry, particularly in the method of Fluxions. Their nature and genesis is proposed by the inventor in a method similar to that which is applied in this doctrine for explaining the genesis of quantities of all sorts, and is described by him almost in the same terms. He begins his treatise on this subject, by defining that a line increases equally, when the point that describes it moves over equal spaces in equal times. Let A (says he *) be the term from which the line is to be described by the flux or motion of



the point P. Let it flow from A to C in the first moment, (or in any small part of the time,) from C to D in the second mo-

* *Sit punctus A à quo ducenda sit linea fluxu alterius puncti qui sit P. Fluat ergo primo momento P ab A in C, secundo momento à C in D, &c. Mirif. Logar. Canon. descript. defin. 1.* He afterwards lays down a postulate, similar to what we assumed in the first chapter, in these words: *Quum quolibet motu & tardior & velocior dari possit, sequetur necessario cuique motui aequivelocem (quem nec tardio-riorem nec velociorem definimus) dari posse.*

ment,

ment, from D to E in the third; and so on for ever, describing always the equal parts AC, CD, DE, EF, &c. in equal times. This line is then said to increase *equally*.

152. By his second definition *, a line decreases *proportionally*, when the point that moves over it describes such parts in equal times as are always in the same constant ratio to the lines from which they are subducted, or to the distances of that point at the beginning of those times from a given term in the line. Let the ratio of QR to QS be any given ratio; let *ac* be to *ao*, *cd* to *co*, *de* to *do*, *ef* to *eo*, *fg* to *fo*, &c. always in the same invariable ratio of QR to QS. Suppose that the point *p* sets out from *a*, describing *ac*, *cd*, *de*, *ef*, *fg*, &c. in equal parts of the time; and let the space described by *p* in any given time be always in the same ratio to the distance of *p* from *o* at the beginning of that time. Then the right line *po* is said to decrease *proportionally*. It is manifest, that the lines *ao*, *co*, *do*, *eo*, *fo*, &c. or the distances of the point *p* from *o* at equal succeeding intervals of time, are in a continued geometrical progression.

153. Suppose now that the uniform motion of the point P in describing the line AB is equal to the motion with which *p* sets out from *a* in describing the line *ao*; and the line AP that is described by P with this uniform motion, in the same time that *oa* by decreasing proportionally becomes equal to *op*, is the *Logarithm* of *op* †. Thus AC, AD, AE, AF, &c. are the logarithms of *oc*, *od*, *oe*, *of*, &c. respectively; and *oa* is the quantity whose logarithm is supposed equal to nothing.

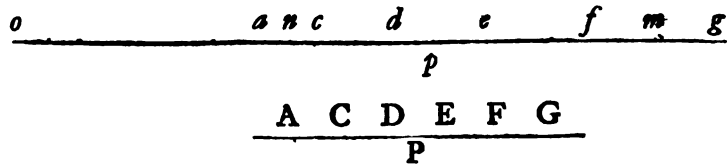
154. In like manner, suppose the line *oa* to increase proportionally; that is, let the point *p* move in the line *oa* produced beyond *a*, and in any equal times describe spaces proportional to its distances from *o* at the beginning of each time; so that

* *Linea proportionaliter in breviorē deſcendere dicitur, quum punctus eam tranſcurrens aequalibus momentis ſegmenta abſcindit ejuſdem continuè rationis ad lineas à quibus abſcinduntur.* Ibid. defin. 2.

† *Logarithmus cujuſque ſinūs eſt numerus quàm proximè deſiniens lineam quæ aequaliter crevit, antea dum ſinūs totius lineæ proportionaliter in illum ſinum deſeruit, exiſtente utroque motu ſynchrone, atque initio æquivalente.* Ibid. That this doctrine may be more general, we abstract from numbers, and represent the logarithms by lines, as well as the quantities of which they are the logarithms.

the

the increments $ac, cd, de, ef, \&c.$ may be described by it in equal times, when ac is to ao, cd to co, de to do, ef to $eo, \&c.$ always in the same invariable ratio. When p sets out from a , let P set out from A with an equal velocity; then, the motion of P being continued uniformly while op increases proportionally, the line AP is always the logarithm of op ; and the lines $AC, AD, AE, AF, \&c.$ are the logarithms of $ac, ad, ae, af, \&c.$ re-



spectively. It is manifest, that the lines $oa, oc, od, oe, of, \&c.$ are in continued geometrical proportion. If ac and fg be described by p in equal intervals of time, and an, fm be described by it in any equal parts of those times; then shall ac be to fg , and an to fm , as oa is to of , or as oc is to og , or as od is to om ; that is, the spaces described by p in equal times are in the same proportion to each other as the distances of p from o , at the beginning, end, or any similar term of those times.

155. When a ratio is given, the point p describes the difference of the terms of the ratio in the same time. When a ratio is duplicate of another ratio, the point p describes the difference of the terms in a double time. When a ratio is triplicate of another, it describes the difference of the terms in a triple time; and so on. Thus the ratio of od to oa is duplicate of the ratio of oc to oa ; and, the lines ac, cd being described by p in equal times, the time in which ad is described by it is double of that in which it describes ac . The ratio of oe to oa is triplicate of the ratio of oc to oa , and the time in which ae is described by p is triple of that in which it describes ac . In the same manner it appears, that, when a ratio is compounded of two or more ratios, the point p describes the difference of the terms of that ratio, in a time equal to the sum of the times in which it describes the differences of the terms of the simple ratios of which it is compounded.

156. What

156. What we have said of the times of the motion of p when op increases proportionally, is to be applied to the spaces that are described by P in those times with its uniform motion; and hence the chief properties of the logarithms are deduced. The difference of the logarithms of the terms of the same ratio is always the same. When a ratio is duplicate of another ratio, the difference of the logarithms of the terms is double; when a ratio is triplicate, that difference is triple; and so on. The difference of the logarithms of the terms of a compound ratio, is equal to the sum that is produced by adding together the differences of the logarithms of the terms of the simple ratios from which it is compounded.

157. Thus logarithms are the measures of ratios. The excess of the logarithm of the antecedent above the logarithm of the consequent measures the ratio of those terms. The measure of the ratio of a greater quantity to a lesser is positive, as this ratio compounded with any other ratio increases it. The ratio of equality compounded with any other ratio neither increases nor diminishes it; and its measure is nothing. The measure of the ratio of a lesser quantity to a greater is negative, as this ratio compounded with any other ratio diminishes it. The ratio of any quantity A to unit compounded with the ratio of unit to A produces the ratio of A to A , or the ratio of equality; and the measures of those two ratios destroy each other when added together; so that, when the one is considered as positive, the other is to be considered as negative. By supposing the logarithms of quantities greater than oa (which is supposed to represent unit) to be positive, and the logarithms of quantities less than it to be negative, the same rules serve for the operations by logarithms, whether the quantities be greater or less than oa . From what we have said, it is easy to see how the logarithms serve for abridging computations. Because unit is to any quantity A as B is to the product of A and B , and the logarithm of unit is nothing, the logarithm of any product is equal to the sum of the logarithms of the factors, and the logarithm of any power of A is to the logarithm of A as the exponent of that power is to unit.

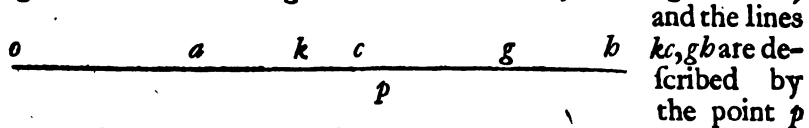
158. When op increases proportionally, the motion of p is
X perpe-

perpetually accelerated; for the spaces $ac, cd, de, \&c.$ that are described by it in any equal times that continually succeed after each other, perpetually increase in the same proportion as the lines $oa, oc, od, \&c.$ When the point p moves from a towards o as in the 152d article, and op decreases proportionally, the motion of p is perpetually retarded; for the spaces described by it in any equal times that continually succeed after each other, decrease in this case in the same proportion as op decreases.

P R O P. X.

159. *The fluxion of a quantity that increases or decreases proportionally, varies always in the same ratio as the quantity itself.*

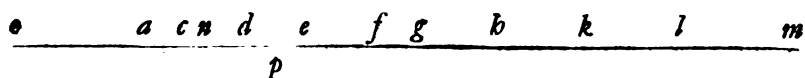
Let the line op increase or decrease proportionally, and the velocity of the point p (or the fluxion of op) shall always vary in the same ratio as its distance from o . Thus the velocity of p at the term c shall be to its velocity at any other term g , as oc is to og . For, if the ratio of the velocity of p at g to its velocity at c be greater than that of og to oc , let it be the same as that of any line ob greater than og to oc ; and let ok be to oc as og is to ob . Then is gb to kc as ob is to oc , or as og is to ok ;



in the same time, by the supposition. Let op first increase proportionally: and, because the motion of p is then perpetually accelerated, (art. 158.) it follows from the first axiom, that a less line than gb would be described by it, if its motion was continued uniformly from g , in the same time that it describes gb while op increases proportionally; and it follows from the second axiom, that a greater line than kc would be described in an equal time by p , if its motion was continued uniformly from the term c . Therefore the velocity of p at g is to its velocity at c in a ratio that is less than the ratio of gb to kc , or of ob to oc . But it was supposed, that the velocity of p at g is to the velocity

locity of p at c as ob is to oc . And these being contradictory, it follows, that the velocity of p at g is not to its velocity at c in any ratio greater than that of og to oc . In the same manner it appears, that the velocity of p at c is not to its velocity at g in any ratio greater than that of oc to og ; from which it follows, that the velocity of p at g is not to the velocity of p at c in any ratio that is less than the ratio of og to oc . Therefore the velocity of p at g is to the velocity of p at c precisely as og is to oc ; and the fluxion of og is to the fluxion of oc in the same ratio. When op decreases proportionally, the demonstration is deduced in the same manner from the third and fourth axioms.

160. But it may be of use for illustrating the account of logarithms that is proposed by the inventor, to demonstrate the converse of this proposition from the axioms, and shew that when the velocity of p is always as the distance op , then this line increases or decreases in the manner that is supposed by him. Let the velocity of p therefore increase always in the same proportion as op increases; let af be to gm as oa is to og : and the spaces af , gm shall be described by the point p in equal times; that is, op shall increase proportionally. For, if the time in which af is described by p be supposed to be greater than the time in which gm is described by it, let on be greater than oa in the same ratio. Let oa , oc , od , oe , of be a series of lines in continued proportion, the number of proportionals between oa and of being increased till the term oc (which is next to oa) become less than on . Because oa is to of as og is to om , if og , oh ,



ok , ol , om be also in continued proportion, and the number of terms be the same as in the other series, the lines ac , cd , de , ef , gb , hk , kl , lm shall be in the same proportion to each other respectively, as the lines oa , oc , od , oe , og , oh , ok , ol , or as the lines oc , od , oe , of , ob , ok , ol , om . Suppose first the line ac to be described by an uniform motion equal to that of p at the term a , cd to be described by an uniform motion equal to that of p at

the term c ; and dc, ef, gb, bk, kl, lm to be described by uniform motions equal to those of the point p at the respective terms d, e, g, b, k, l . Then, these spaces $ac, cd, de, ef, gb, bk, kl, lm$ being in the same ratios to each other as the velocities of the uniform motions by which they are supposed to be described, it follows, that they are all described in this case in equal times; and, the times in which af and gm are thus described being equimultiples of the times in which ac and gb are described, they are therefore equal. Suppose now the same spaces $ac, cd, de, ef, gb, bk, kl, lm$ to be described by uniform motions respectively equal to those of p at the terms c, d, e, f, b, k, l, m , and the times in which they are in this case described, are all equal to each other, for the same reason; and, consequently, the times in which af and gm are thus described are equal in this case also. The time in which af is described in the first of those two cases, is to the time in which it is described in the second, as the time in which the line ac is described in the first is to the time in which the same line is described in the second, (Elem. 15. 5.) or as the velocity of the uniform motion by which it is described in the second is to the velocity of the uniform motion by which it is described in the first case; that is, as oc is to oa . From which it follows, that the time in which af is described in the first case is to the time in which gm is described in the second (which is equal to the time in which af is described in the same case) in the same ratio of oc to oa . But, the motion of p being accelerated continually while op increases, the time in which ac is described by p is less than the time in which ac is described by a uniform motion equal to that of p at a according to the first supposition. In the same manner, the times in which cd, de and ef are described by p are less than the times in which those spaces are described by uniform motions respectively equal to the motions of p at the terms c, d , and e ; and, consequently, af is described by p in a time less than that in which af is described in the first of the two cases that were supposed by us. In the same manner, the time in which gb is described by p is greater than that in which gb is described by a uniform motion equal to that of p at b ; and the time in which gm is described by p is greater than the time in which gm is described in the second
of

of those two cases. Therefore the time in which af is described by p is to the time in which gm is described by it, in a less ratio than the time in which af is described in the former case is to the time in which gm is described in the latter; that is, in a less ratio than oc is to oa ; and, consequently, in a less ratio than om is to oa . But the times in which af and gm are described by p were supposed to be in the same ratio as om is to oa . And these being contradictory, it follows, that the time in which af is described by p is not greater than the time in which gm is described by it. In the same manner it appears, that the latter of those times cannot exceed the former. Therefore the lines af and gm are described by p in equal times when the velocity of p increases in the same proportion as op increases. A demonstration of the same kind is easily adapted to the case when op is supposed to decrease.

161. COR. I. The fluxion of any quantity op is to the fluxion of its logarithm AP (fig. art. 151. & 154.) as op is to oa , which represents unit and has its logarithm equal to nothing. The motion of P, by which AP the logarithm of op is described, was supposed (in art. 153. & 154.) uniform, and equal to the velocity of p at a , oa being the quantity whose logarithm is nothing. Therefore, by this proposition, the velocity of p at any term of the time is to the constant velocity of P as op is to oa . When the logarithm AP is supposed to flow with a variable motion, op does not increase proportionally: but, from what we have shewn, it may be demonstrated by the eleventh general theorem, that the velocity of p is still to the velocity of P (op being always the line of which AP is the logarithm) as op is to oa .

162. COR. II. When op increases proportionally, the increments that are generated in any equal times are accurately in the same ratio as the velocities of p , or the fluxions of op , at the beginning, end, or at any similar terms of those times. Thus af is to gm (fig. art. 160.) as oa is to og , or as of is to om , or as oc is to ob .

163. COR. III. When op increases or decreases proportionally, the fluxions of this line of all the higher orders increase or decrease in the same proportion as the line itself increases or decreases;

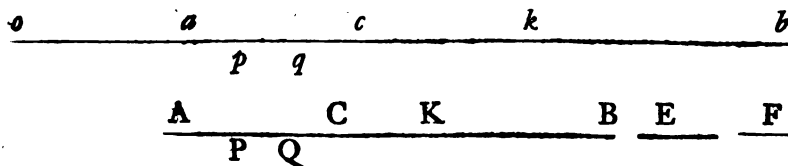
creates; so that one rule serves for comparing together those of any kind at different terms of the time. For, the velocity of p being always as op , it flows in the same manner as op flows, and its fluxion (or the second fluxion of op) varies in the same manner as the first fluxion of op , or as the fluent op itself varies. In the same manner, when the second fluxion of op is considered as a flowing quantity, its fluxion (or the third fluxion of op) is as the velocity of p , or as the line op . It is evident, that all the higher fluxions of op vary in the same manner; and that in this case we never arrive at any constant or invariable fluxion. In treating of those higher orders of fluxions, we never suppose any fluxion of op to be the velocity of a velocity; but we find, that the fluxion of any order flows in the same manner as op flows; and, considering that fluxion as a flowing quantity, its fluxion is as the velocity of p or as the line op . The first fluxion of any fluent is not the velocity of that fluent, but the velocity of the motion by which it is conceived to be generated; and, in like manner, the second fluxion of that fluent is not the velocity of the velocity of this fluent, but the velocity of the motion by which the quantity is generated that always represents its first fluxion: but of this we said enough above, in the first chapter, from art. 70. to the end, and in art. 97. 134. 135. 137. & 138.

P R O P. XI.

165. *Let the logarithms of two quantities be always to each other in any invariable ratio, and the fluxions of those quantities shall be in a ratio that is compounded of the ratio of the quantities themselves and of the invariable ratio of their logarithms.*

Let the points Q and P set out from A together, and describe AB with uniform motions; and let the velocity of Q be to the velocity of P in the invariable ratio of E to F . Let the points q and r set out at the same time from a in the right line ab with velocities respectively equal to the velocities of Q and P . Then,
if

if oq and op increase proportionally, AQ shall be the logarithm of oq , and AP the logarithm of op ; and, AQ being to AP as the velocity of Q is to the velocity of P , or as E is to F , it follows, that the logarithm of oq is always to the logarithm of



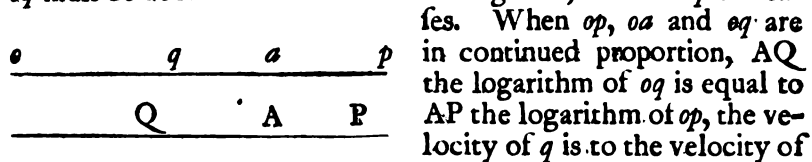
op in the invariable ratio of E to F . When p comes to c , let P , q and Q come to C , k and K respectively; and AK shall be to AC as E is to F . The velocity of q at k is to the velocity of q at a as ok is to oa , by prop. 10. The velocity of q at a is to the velocity of p at a as E is to F , by the supposition. The velocity of p at a is to the velocity of p at c as oa is to oc , by prop. 10. Therefore, by compounding those ratios together, the velocity of q at k is to the velocity of p at c as the rectangle contained by ok and E is to the rectangle contained by oc and F . But the fluxion of ok is to the fluxion of oc as the velocity of q at k is to the velocity of p at c ; that is, in a ratio compounded of that of the lines ok and oc and of the invariable ratio of their logarithms AK and AC .

166. COR. I. When oa , oc and ok are in continued geometrical progression, the logarithm of ok is always double of the logarithm of oc , by art. 156. and therefore the fluxion of ok is to the fluxion of oc as $2ok$ is to oc , or as $2oc$ is to oa , as has been already demonstrated in the 96th and 142d articles. When ok is any term of a continued geometrical progression of which oa and oc are the two first terms, and ok occupies always the same place in this progression; then, because the logarithm of ok is to the logarithm of oc as the number of terms that precede ok in the progression is to unit, the fluxion of ok is to the fluxion of oc in a ratio compounded of the ratios of ok to oc and of the number of terms that precede ok to unit, as was demonstrated in the eighth proposition. In general, when oc is any other term of the progression, the logarithm of ok is to the logarithm of oc

as

as the number of terms that precede ok is to the number of terms that precede oc ; and the fluxion of ok is to the fluxion of oc in a ratio compounded of the ratio of those numbers and of the ratio of ok to oc , as we demonstrated in the ninth proposition in a different manner.

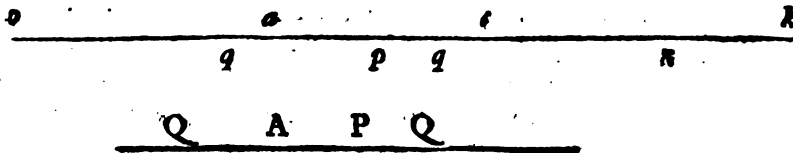
167. COR. II. Let og decrease proportionally while op increases; let the motions of the points Q and P be uniform, but in opposite directions from A , and be respectively equal to the motions of p and q at the term a : then the velocity of q shall be to the velocity of p in a ratio compounded of the ratio of og to op and of the ratio of AQ to AP , as before: but the fluxion of og must be considered in this case as negative, because og decreases.



When op , oa and eq are in continued proportion, AQ the logarithm of og is equal to AP the logarithm of op , the velocity of q is to the velocity of p as og is to op ; and any lines that measure the fluxions of the terms og and op are in the same ratio as those terms themselves. In general, when og , oa and op are terms of any geometrical progression, and the number of terms from oa to og (including one of those terms themselves) is to the number of terms from oa to op (including one of these) as m is to n ; then AQ is to AP as m is to n ; and the velocity of q is to the velocity of p in a ratio compounded of the ratios of og to op and of m to n . Any quantities that measure the fluxions of og and op are in the same ratio; but the fluxion of og is considered as negative when the fluxion of op is positive. Thus it appears how the fluxions of the terms of a geometrical progression are determined when any intermediate term of the progression is invariable.

168. COR. III. In those cases, the velocity of Q is to the velocity of P , or the logarithm of og to the logarithm of op , in a ratio which can be expressed by that of rational numbers. But the proposition is general, and the ratio of the fluxions of og and op is assigned by it when the ratio of AQ to AP is invariable, though this ratio cannot be expressed by that of number to number. According to the notation which is now in use in Algebra, when AQ is to AP as m is to n , and oa being unit, oc is expressed

fed by A , and it is supposed (as in art. 165.) that oq becomes equal to ok when op becomes equal to oc , ok is expressed by $A^{\frac{m}{n}}$ when the points p and q are on the same side of the point a , and by $A^{-\frac{m}{n}}$ when they are on opposite sides of a . Whether the exponent $\frac{m}{n}$ be rational or irrational, the line that measures the fluxion of ok is to that which measures the fluxion of oc in a ratio compounded of the ratio of m to n and of the ratio of ok to oc . This notation by irrational exponents appears first in Sir ISAAC NEWTON'S letter to Mr. OLDENBURGH of October 24. 1676. If the ratio of AQ and AP , the logarithms of oq and op , be variable, let it be the same as that of ox to oa , (or unit;)



and, op being expressed by A , ox by x , oq may be expressed by A^x , (the logarithms of powers and their exponents being always in the same ratio,) and is called an *exponential* quantity of the first degree by Mr. LEIBNITZ, who makes use of this notation in his answer to that letter. The rectangle contained by AQ and oa is equal to the rectangle contained by AP and ox ; and hence rules for determining the fluxions of such exponential quantities may be deduced by the third and tenth propositions: but we refer these to the second book.

169. Suppose the logarithm AP to increase uniformly; let **FIG. 41.** pm be the space that would be described by the motion of p continued uniformly, in the time P describes PG ; and let op , pm , mn , nr , rs , &c. be a series of terms in continued proportion. Then, if the fluxion of the logarithm AP be represented by PG , the first, second, third, and all the higher fluxions of op shall be represented respectively by pm , mn , nr , and the subsequent

quent terms of that geometrical progression. For, since pm is to op in the invariable ratio of PG to oa , it follows from the fifth general theorem, that the fluxion of pm is measured by a line which is to pm (that measures the fluxion of op) as PG is to oa , or as pm is to op : but mn is such a line, because mn is to pm as pm is to op ; and therefore mn measures the fluxion of pm , or the second fluxion of op . In the same manner it appears, that nr measures the fluxion of mn , or the third fluxion of op ; and that each higher fluxion is measured by a corresponding term of the progression. It is evident, that when op is determined, and pm (which measures the first fluxion of op) varies, then mn (which measures the second fluxion of op) varies in the duplicate ratio of pm ; nr varies in the triplicate ratio of pm ; and each term of the progression varies in the same proportion as the power of pm that has its exponent equal to the number of terms which precede that term in the series.

170. We have shewn above, how to distinguish the increment of the fluent into such parts as may be conceived to be generated in consequence of its respective fluxions, and that bear a constant relation to their measures, in those cases when the fluent has no higher than first, second and third fluxions. In order to illustrate what relates to the higher orders of fluxions, (which is represented as very abstract,) we shall now chuse an instance where fluxions of any order take place, and we never come to an invariable fluxion. Let og , oa and op be in continued proportion; and, op being greater than oa , (which we suppose invariable,) let the motion of g be uniform: then the velocity of p shall increase in the duplicate ratio of op , because it is to the velocity of g as op is to og , (art. 167.) or in the duplicate ratio of op to oa . While g describes bl , let p describe ck ; and, ob being to oa as oa is to op , and al to oa as oa is to ok , it follows, that ok is to oc as ob is to al , and ak to oc as bl is to ol . Let cd be to dk , de to ek , ef to fk , fg to gk , as bl is to ol ; and the lines cd , de , ef , fg , gx shall be in a geometrical progression that may be continued at pleasure. The sum of the terms of this progression approaches continually to the increment ck as the series is produced, so that their difference may become less than any assignable line. The line ob being
sup-

supposed to flow uniformly, let its fluxion be represented by bl ; and the first, second, third, fourth, and all the higher fluxions of oc , shall be represented respectively by $cd, 2de, 6ef, 24fg,$ and the subsequent terms of the progression having coefficients prefixed to them that arise by the continual multiplication of the numbers 1, 2, 3, 4, 5, 6, &c. The line ck which is the increment of the fluent oc consists of the parts $cd, de, ef, fg, gx,$ &c. and we approach continually to its value by adding to cd , which represents the first fluxion of oc , one half of the line that represents its second fluxion, one sixth part of the line that represents its third fluxion, one twenty fourth part of the line that represents its fourth fluxion, and so on. The first part cd is what would have been generated, in the time p and q describe ck and bl , if the motion of p had been continued uniformly from the term when it comes to c ; the sum of the two first parts cd and de (*viz. ce.*) is what would have been generated in the same time, if the acceleration of the motion of p had been continued uniformly from the same term, as in the 74th and 97th articles; the sum of the first three parts cd, de and ef (*viz. cf.*) is what would have been generated in the same time if the increase of that acceleration had been continued uniformly, as in the 130th and 134th articles, or the line that represents the second fluxion of op had increased uniformly; and so on. To demonstrate these things, suppose $oa, oc, om, on, or,$ &c. to be in continued proportion; then cd shall be to om as bl is to oa , de to on in the duplicate ratio of bl to oa , ef to or in the triplicate ratio of bl to oa , and any term of the series $cd, de, ef, fg, gx,$ &c. is to the corresponding term of the series $om, on, or, os,$ &c. in a constant ratio, because bl and oa are invariable. Therefore, by the fifth general theorem, the fluxion of cd is to the fluxion of om as cd is to om ; and, in general, the fluxions of the corresponding terms in those two progressions are in the same ratio as the terms themselves. But, by art. 166. the fluxion of om is to the fluxion of oc as $2om$ is to oc , the fluxion of on is to the fluxion of oc as $3on$ is to oc , the fluxion of or is to the fluxion of oc as $4or$ is to oc ; and so on. Therefore the fluxion of cd is to the fluxion of oc (which is represented by cd) as $2cd$ is to oc ; and, $2de$ being to cd in the same ratio

ratio of acd to oc , it follows, that the fluxion of cd is represented by $2de$. The fluxion of de is to the fluxion of oc as $3de$ is to oc , and therefore is represented by $3ef$; and thus it appears, that the fluxions of oc , cd , de , ef , fg , &c. are represented respectively by cd , $2de$, $3ef$, $4fg$, $5g^x$, &c. The second fluxion of oc is the same as the first fluxion of cd , and is therefore represented by $2de$. The third fluxion of oc is the same as the first fluxion of $2de$, and therefore is represented by $6ef$. The fourth fluxion of oc is the first fluxion of $6ef$, and is represented by $24fg$; and so on. While oq decreases, op increases; and, the fluxion of oq being considered as negative, all the fluxions of op are positive. When oq increases, op decreases; and, when p comes to c , all the fluxions of oc are represented by the same quantities as before; but they are alternately negative and positive when the fluxion of oq is invariable.

P R O P. XII

171. *Let op be greater than oa , ad to ap as oa is to op ; and let oa , ad , de , ef , fg , &c. be in continued proportion: Then, by adding together ad , $\frac{1}{2}de$, $\frac{1}{3}ef$, $\frac{1}{4}fg$, &c. we approximate continually to the value of AP the logarithm of op .*

FIG. 43.

Let op , oa and oq be in continued proportion, and the motion of q from a towards o be uniform, as in the last article. Then, because aq is to ap as oa is to op , ad is equal to aq , and the velocity of d is equal to the constant velocity of q . The velocity of P is to the velocity of p as oa is to op , (by art. 161.) and the velocity of p is to the velocity of q (or d) as op is to oq , (by art. 167.) Therefore the velocity of P is to the velocity of d as oa is to oq , or as op is to oa ; so that the motion of P increases in the same ratio as op increases. The fluxion of AP is to the fluxion of ad in the same ratio of op to oa ; and the terms oa , ad , de , ef , fg , &c. being in a continued geometrical progression, the first term of which oa is invariable, it follows from the eighth proposition, that the fluxion of ad is to the fluxions

xions of $\frac{1}{2}de$, $\frac{1}{3}ef$, $\frac{1}{4}fg$, &c. respectively, as oa is to ad , de , ef , &c. Therefore the fluxion of AP is to the fluxions of ad , $\frac{1}{2}de$, $\frac{1}{3}ef$, $\frac{1}{4}fg$, &c. respectively, as op is to the terms oa , ad , de , ef , &c. But, by adding together the terms oa , ad , de , ef , &c. we approximate continually to op ; for ad is to dp , de to ep , ef to fp , &c. as oa is to ap ; and the difference between op and the sum of the terms oa , ad , de , ef , &c. may become less than any assignable magnitude, by continuing the progression. Therefore, by adding together the fluxions of ad , $\frac{1}{2}de$, $\frac{1}{3}ef$, $\frac{1}{4}fg$, &c. we approximate continually to the value of the fluxion of AP; and, consequently, by summing up the lines ad , $\frac{1}{2}de$, $\frac{1}{3}ef$, $\frac{1}{4}fg$, &c. we approach continually to the value of AP the logarithm of op .

P R O P. XIII.

172. *The same things being supposed as in the last proposition, we approximate continually to the logarithm of od by summing up the differences betwixt ad and $\frac{1}{2}de$, $\frac{1}{3}ef$ and $\frac{1}{4}fg$, $\frac{1}{5}gh$ and $\frac{1}{6}hk$, &c.*

Let od , oa and oz be in continued proportion, and og shall be to oz as od is to op ; so that qz shall be to dp as og is to od . Let qz be divided in the same proportion in the points m , n , r , s , &c. as dp is divided in the points e , f , g , h , &c. and the sum of the terms og , qm , mn , nr , rs , &c. shall approximate continually to oz . But as the difference of oa and ad (or aq) is equal to og , so the difference of de and ef is equal to qn : for de is to ef as oa is to aq , (or ad), by the supposition; and, consequently, df is to the difference betwixt de and ef as od is to og , or as dp is to qz , and therefore as df is to qn . In the same manner, the difference of fg and gh is equal to nr ; and, in general, the difference of any two terms which immediately succeed each other in the progression de , ef , fg , gh , &c. is equal to the sum of the two corresponding terms of the progression qm , mn , nr , rs , &c. Therefore, by summing up the differences betwixt oa and ad , de and ef , fg and gh , &c. we approximate continually to the value of oz . But the fluxion of AD, the logarithm of od , is to the fluxion

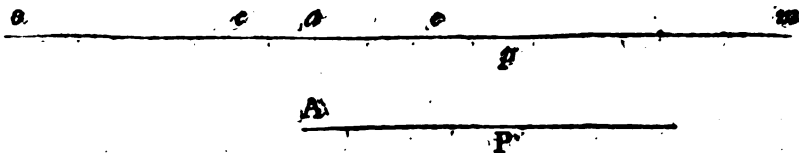
tion

xion of od (or of ad) as oa is to od , (by art. 161.) or as ox is to oa ; and the fluxion of ad (by prop. 8.) is to the fluxions of the terms ad , $\frac{1}{2}de$, $\frac{1}{3}ef$, $\frac{1}{4}fg$, $\frac{1}{5}gb$, $\frac{1}{6}bk$, &c. respectively, as oa is to the terms oa , ad , de , ef , fg , gb , &c. Therefore we continually approximate to the value of the fluxion of AD by summing up the fluxions of the differences betwixt ad and $\frac{1}{2}de$, $\frac{1}{3}ef$ and $\frac{1}{4}fg$, $\frac{1}{5}gb$ and $\frac{1}{6}bk$, &c. and, consequently, we approximate to the value of AD, the logarithm of od , by summing up these differences themselves.

173. COR. Let oa be to od as op is to ox ; and the logarithm of ox shall be equal to the sum of the logarithms of op and od ; to which therefore we approximate by summing up $2ad$, $\frac{2}{3}ef$, $\frac{2}{5}gb$, &c. It is manifest, that ox is to oa as od is to oq ; and that the logarithm of ox is that which measures the ratio of od to oq . But od and oq have half their sum equal to oa and half their difference equal to ad , which are the two first terms of the geometrical progression oa , ad , de , ef , fg , gb , &c. and it is obvious, that what has been shewn of these logarithms, coincides with what the excellent Dr. HALLEY demonstrates in the Philosophical Transactions, num. 216. This would lead us to the method of computing logarithms, but we refer that to the next book.

174. Hitherto we have supposed, with Lord NAPIER in his first scheme of logarithms, that, while op increases or decreases proportionally, the uniform motion of the point P, by which the logarithm of op (or the measure of the ratio of op to oa) is generated, is equal to the velocity of p at a , that is, at the term of time when the logarithms begin to be generated. But the uniform motion of P may be supposed equal to the motion of p at any other term, as when it comes to e ; in which case the constant velocity of P is to the velocity with which p sets out from a when the logarithms begin to be generated, as oe is to oa ; and thus we may have as many systems of logarithms as we please. The properties mentioned in the 156th and 157th articles, by which they become useful for facilitating computations, are common to all the systems. The line oe is what the learned Mr. COTES calls the *Modulus* of the system. The measures of a given ratio in the different systems are in the same propor-

proportion as the lines oe , e being always the term where the velocity of p becomes equal to the constant velocity of P . The logarithm of any quantity in NAPIER'S first system becomes equal to the logarithm of the same quantity in any other system, whose modulus is oe , by multiplying it by the number which expresses the ratio of oe to oa ; and the modulus of any system is to the modulus of any other system, as the logarithm of any given quantity in the first is to its logarithm in the second. Thus, in NAPIER'S first scheme, in the same time that op from being equal to oa becomes equal to ten times oa , the point P describes a line the ratio of which to oa is that of 2.3025809 &c. to unit. But it was found convenient, that the logarithm of ten should be supposed equal to unit; and the motion of P was supposed to be so far diminished, that the space described by it in that time might be equal only to oa ; that is, its velocity in this case was supposed less than its velocity in the former in the same ratio as 1 is less than 2.3025809 &c. If oe be taken less than oa in the same ratio, the velocity of P shall be equal in this case to the velocity of p at e ; and oe shall be the modulus of this system, which therefore is expressed by 0.4342944 &c. oa being unit.



175. When a ratio is given, its measure is always as the modulus of the system. It is therefore the same invariable ratio that is always measured by the modulus of the system, which is by Mr. COXES called the *ratio modularis*. This ratio is that of om to oe , if op by increasing proportionally from being equal to oe become equal to om , in the same time that P by its uniform motion describes a line equal to the modulus oe .

176. While the base OP increases uniformly, let the ordinate Pp increase or decrease proportionally, (that is, let the velocity of p in the direction Op be always as the ordinate Pp ;) and.

and the point p shall describe the *logarithmic* curve. The base OP is always the logarithm of the ordinate Pp ; and, if the uniform motion of P be equal to the motion of p at o in the direction Oo , then is the ordinate Oo the modulus of this system of logarithms; and the fluxion of any ordinate is to the fluxion of the base as that ordinate is to Oo . The ordinates at equal distances from each other are always in geometrical progression; from which it follows, that, when the base and curve are produced, they approach to each other continually on one side, so that their distance may become less than any assignable line; but, because they can never meet, the base is therefore an asymptote of the curve. When any two points of the curve, as a and d , are given, you may determine as many more points as you please, by raising ordinates upon the base at equal distances that are in any geometrical progression of which the ordinates Aa and Dd are any two terms. When the curve is supposed to be described, the exponential quantities are easily determined by it. Let the ordinate Aa be expressed by A ; let OP be to OA as any quantity expressed by x is to unit: and the ordinate Pp may be expressed by A^x , an exponential quantity of the first degree when x is variable.

FIG. 45. 177. Let lmn be an hyperbola, o its center, or and os its asymptotes; let al , pm and gn parallel to the asymptote or meet the curve in l , m and n . Let AL be equal to al , the angle LAP equal to lap , and AP be always the logarithm of op according to the 153d and 154th articles; then the hyperbolic area $almp$ shall be always equal to the parallelogram LP . For, if pg be to PG as the velocity of p is to the velocity of P , that is (by art. 161.) as op is to oa , or as al is to pm , (by the property of the hyperbola;) then shall pg be to PG as PM is to pm , the parallelogram mg shall be always equal to the parallelogram MG , and (by prop. 4.) the fluxion of the hyperbolic area $almp$ equal to the fluxion of the parallelogram LP . Therefore, by the fourth general theorem, the hyperbolic area $almp$ is equal to the parallelogram LP , and the area $almp$, or the sector oml , (which is equal to it because the triangles opm , oal are equal) measures the ratio of op to oa . These areas form a system of logarithms the modulus of which is the parallelogram ol , and serve

serve for measuring ratios, as the arches or sectors of circles serve for measuring angles. The former are divided into equal parts, by resolving a ratio into the equal ratios from which it is compounded; as, by dividing the latter into equal Parts, an angle is resolved into the equal angles of which it consists.

178. The area of the parabola admits of a perfect quadrature, and elliptic areas are reduced to such as are circular; therefore the areas of all the conic sections may be reduced to rectilinear figures, the measures of angles, or the measures of ratios: and to one or more of these all fluents ought to be reduced in this doctrine as much as possible. As a conic section passes from one species to another, by varying the inclination of the plane that cuts the cone; or by varying the circumstances of the description, when the curve is traced upon a plane by motion; or by changing a sign, coefficient or exponent of a term, when the nature of the curve is expressed by an equation: so the expressions of the measures of angles and of ratios are by similar variations transformed into each other, and in some cases into such as represent rectilinear figures; and, by a change in the sign, coefficient or exponent of a term in the expression of a fluxion, the nature of the fluent is so far altered that it becomes reducible to a conic section of a different kind. When op increases or decreases proportionally, the acceleration or retardation of the motion of p is as its distance from the given point o ; but there are also other cases in which its acceleration or retardation observes the same law: and, by taking these together, we may comprehend the genesis of the lines that measure ratios and angles in one view. But we shall have occasion afterwards to consider further the analogy there is betwixt those measures, and to treat of the logarithms that are called *imaginary*.

179. In NAPIER'S first system, the constant velocity of P, FIG. 46. by which the logarithm AP is generated, is equal to the velocity with which p sets out from a when their genesis is supposed to begin, (art. 153. & 154) Therefore, if we suppose AP and ap to be diminished continually, (AP being always the logarithm of op .) their ratio shall approach continually to a ratio of equality as its limit, (by art. 67.) and, oa being supposed to represent unit, if ap be very small compared with oa , it may be

Z

suppo-

supposed in approximations to be the logarithm of op in this system, which is called its *hyperbolic logarithm*; and any very small fraction may be supposed to be the logarithm of the sum of unit and that fraction added together. From this it follows, that, if a series of mean proportionals be interposed betwixt oa and any given line ob , and the number of all the terms without including oa be x , and on being the second term of the series an be to ab as unit is to the number q ; then, by increasing continually the number of mean proportionals betwixt oa and ob , the ratio of x to q shall approach continually to the ratio of AB (the logarithm of ob) to ab , as its limit. For the number x is to unit as AB is to AN , (the logarithm of on ;) and unit is to q as an (which approaches continually to AN) is to ab . Therefore the ratio of x to q approaches continually to that of AB to ab . For example, if ob be double of oa , the ratio of x to q * approaches continually to the ratio of the logarithm of 2 to unit, which is nearly that of 7 to 10.

C H A P. VII.

Of the Tangents of curve Lines.

180. **A**N arch of a curve has its concavity turned one way, when the right lines that join any two of its points are all on the same side of the arch; or, in general, (that we may include, with ARCHIMEDES †, such lines as have rectilinear parts,) a line has its concavity turned one way, when the right lines that join any two of its points are either all upon one side of it, or while some fall upon the line itself, none fall on the opposite side.

* Thus, if the fraction $1 + \frac{1}{q}$ (represented here by on) raised to the power x be supposed equal to 2, the ratio of x to q shall be nearly that of the logarithm of 2 to unit, when q is a large number. See the *Doctrines of Chances*, probl. 5. by the excellent Analyst Mr. de Moivre.

† De sphaera & cylindro, defn. 2.

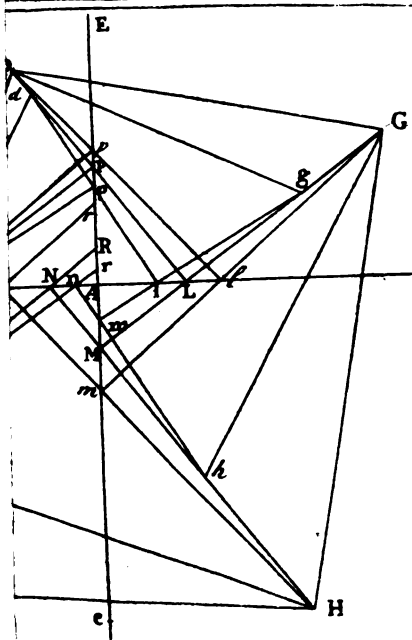


Fig. 40.

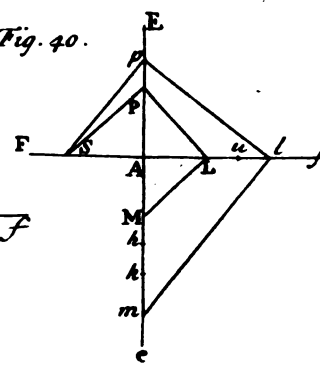


Fig. 45

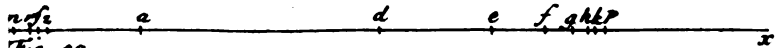

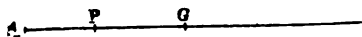
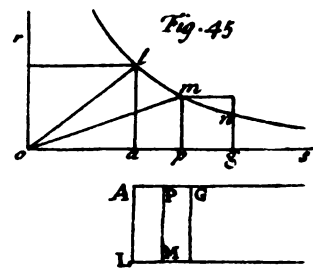


Fig. 43







Fig. 46



181. As a right line is the tangent of a circle, when it touches the circle so closely that no right line can be drawn through the point of contact betwixt it and the arch, or within the angle of contact that is formed by them; so, in general, when a right line ET touches any arch of a curve, as EH in FIG. 47. E, in such a manner that no right line can be drawn through E betwixt the right line ET and the arch EH, or within the angle of contact HET that is formed by them, then is ET the *Tangent* of the curve at E. It is manifest, that the right lines ET and EH are on different sides of the arch EH; and that when the arch has its concavity turned one way, the tangent at any point of it is on the convex side.

182. The right line TE being continued to t , if Et is the tangent of the arch EC the continuation of HE, then the arch HEC has a continued curvature at E. When the arches EH FIG. 48. and EC are on different sides of the tangent TE t , the point E is called a point of *contrary flexion*. But if any right line ER, FIG. 49. different from Et the continuation of ET, touch the arch EC, then the point E is a *double point* of the curve, and is the intersection of two arches which have different tangents at that point, or are on opposite sides of the same tangent.

183. When two lines that have their concavity turned the same way have the same terms, and the one includes the other, or has its concavity towards it, the perimeter of that which includes is greater than the perimeter of that which is included. This is the second axiom of the treatise of ARCHIMEDES concerning the sphere and cylinder.

L E M M A VII.

184. *The base being supposed to flow uniformly, the ordinate increases with a motion that is continually accelerated, and decreases with a motion that is continually retarded, when the arch is convex towards the base. But when the arch is concave towards the base, the ordinate increases with a retarded motion, and decreases with an accelerated motion.*

Z 2

Let

FIG. 47. Let the arch be convex towards the base, and let the ordinate Pp increase while the base AP increases. Let BD and DG be equal lines described by P with an uniform motion in any equal times that immediately succeed after each other. Let the ordinates BC , DE and GH meet the curve in the points C , E and H ; let the tangent at E meet the ordinates GH and BC in T and t ; and let MEI parallel to the base meet these ordinates in I and M . Then, because BD and DG are equal, IT is equal to Mt ; and, the arch CEH being convex towards the base, IH is greater than IT , or Mt ; which is itself greater than MC , for the same reason. Therefore IH is surely greater than MC . But MC and IH are the increments of the ordinate that are generated in equal times while the base acquires the augmentations BD and DG ; and, since those increments continually increase, it follows, that the motion with which the ordinate flows is continually accelerated. When the ordinate decreases, the decrements IH , MC continually decrease, and the ordinate flows with a motion that is continually retarded.

FIG. 50. 185. Let the arch be concave towards the base; and, the construction being the same, MC shall exceed Mt , or IT , which is itself greater than IH : so that MC being greater than IH , the ordinate flows with a motion that is retarded or accelerated continually according as it increases or decreases while the base increases.

FIG. 47. 186. The motion of the point p , which is supposed to describe the curve, is perpetually accelerated, when, the base being supposed to flow uniformly, the curve is convex towards the base, and the ordinates increase while the curve increases. For the arch EH being greater than its chord EH , which in this case exceeds the tangent ET , (because the point T is betwixt I and H , and the angle ETH is greater than EHT ,) the arch EH is surely greater than the tangent ET . But the arch EC is less than the tangent Et , or ET ; for if CV parallel to the base meet the tangent Et in V , VC shall be less than Vt ; and, the arch EC being less than the sum of EV and VC , (by art. 183,) it must be less than Et . Therefore the arch EH is greater than CE , and the motion of p in describing the curve is perpetually accelerated. In the same manner it appears, that,
when

when the curve is convex towards the base, and the ordinates decrease while the curve increases, the motion of p (or that with which the curve Fp flows) is retarded perpetually.

187. But when the curve is concave towards the base, and, Fig. 50. the base being supposed to flow uniformly, the curve increases while the ordinates increase, the arch EC is greater than the chord EC , and therefore greater than the tangent Et , or ET , which is itself greater than the sum of EV and VH , (VH parallel to the base being supposed to meet the tangent in V ,) and consequently is greater than the arch EH , (by art. 183.) Therefore, in this case, the lines described by p in equal succeeding times perpetually decrease, and its motion (or the motion with which the curve Fp flows) is perpetually retarded. But if the ordinates decrease, in this case, while the curve increases, the motion of p is perpetually accelerated.

P R O P. XIV.

188. *Let ET be the tangent of the curve FE at E ; and, EI being parallel to the base AD , let IT be parallel to the ordinate DE : Then the fluxions of the base, ordinate and curve, shall be measured by the right lines EI , IT and ET , respectively.*

First, let the arch CEH be convex towards the base; and, Fig. 46. the base being supposed to flow uniformly, the ordinate shall increase with an accelerated motion, by the last lemma. The figure and construction being the same as in the 184th article, it follows from the first and second axioms, that, in the same time that the base acquires the augment DG , a line less than IH , but greater than MC , would be generated by the motion with which the ordinate DE flows continued uniformly. Therefore, if this line be not equal to IT , first let it be equal to some line IL , less than IH , but greater than IT . Join EL , and it shall meet the curve EH in some point R betwixt E and H ; let the ordinate RQ meet the tangent in N , the base in Q , and the right line EI in K . Then, since IL is to KR as EL is

is to ER, or as DG is to DQ, and, when the generating motion is uniform, the quantities generated are in the same proportion as the times; it follows, that, if the motion with which the ordinate DE flows was continued uniformly, the line KR would be generated by it in the same time that the base acquires the augment DQ. But, because the same line KR is generated by the accelerated motion with which the ordinate flows, in the same time that the base by flowing uniformly acquires the augment DQ, it follows from the first axiom, that a less line than KR would be generated in that time by the motion with which the ordinate DE flows continued uniformly. And these being contradictory, it follows, that the line that would be generated by the motion with which the ordinate DE flows continued uniformly while the base acquires the augment DG, is not greater than IT. If it be said to be less than IT, or Mt, let it be equal to Ml; and, Ml being greater than MC, but less than Mt, it follows, that El must meet the arch CE in some point r betwixt E and C. Let the ordinate rq meet the tangent in n, the base in q, and the right line EM in k. Then, since Ml is to kr as EM is to Ek, or as DB is to Dq; it follows, that, if the motion with which the ordinate DE flows was continued uniformly, it would generate a line equal to kr in the time that the base acquires an augment equal to Dq. But, since the increment kr is generated in an equal time by the accelerated motion with which the ordinate flows before p comes to E, that is, before the motion with which the ordinate DE flows is acquired; it follows from the second axiom, that a line greater than kr would be generated in the same time by the motion with which DE flows continued uniformly. And these being also contradictory, it follows, that IT measures accurately the motion with which the ordinate DE flows, or its fluxion, when the motion with which the base flows, or its fluxion, is measured by DG or EI.

189. In the same case, the motion of the point p, that is supposed to describe the curve, is perpetually accelerated by art.

186. If the motion of p was continued uniformly from E, a line less than the arch EH, but greater than the arch CE, would be described by it in the time P describes DG, by the first and second

second axioms. If this line be not equal to the tangent ET , first let it exceed ET by TL ; and, because this line is less than the arch EH which is less than the sum of ET and TH , (by art. 183.) it follows, that TL is less than TH , and that the right line EL must meet the arch EH in some point R betwixt E and H . Let the ordinate RQ meet the base in Q and the tangent in N . Then, since ET is to EN , and TL to NR , as DG is to DQ ; it follows, that the sum of ET and TL is to the sum of EN and NR as DG is to DQ ; and that a line equal to the sum of EN and NR would be described by p , if its motion was continued uniformly from the term when it comes to E , in the time P describes DQ . But, while the motion of P is uniform, the motion of p , in describing the arch ER , is perpetually accelerated, (by art. 186.) and it follows from the first axiom, that, in the time P describes DQ , a line less than the arch ER (and consequently less than the sum of EN and NR) would be described by p if its motion was continued uniformly from E . And these being contradictory, it follows, that the line which would be described by p if its motion was continued uniformly from E , in the time P describes DG , is not greater than ET . If this line be said to be less than ET , or Et , let Et exceed it by $t'l$; and, since that line is greater than the arch EC (which is greater than the chord EC , and therefore is greater than the excess of Et above tC), it follows, that $t'l$ must be less than tC , and that the right line Et' must meet the arch EC in some point r between E and C . Let the ordinate rq meet the base in q , and the tangent in n : and, since Et is to En , and $t'l$ is to nr , as DB is to Dq ; it follows, that, if the motion of p was continued uniformly from E , a line equal to the difference of En and nr would be described by it in the time P describes a line equal to qD . But, the motion of p being perpetually accelerated, the same line must be greater than the arch rE , (by ax. 2.) and therefore greater than the difference of En and nr , which is less than Er , by art. 183. And these being also contradictory, it appears, that the motion of p at the term when it comes to E , or the fluxion of the curve FE , is measured accurately by ET when the fluxion of the base is measured by DG , or EL .

190. When

FIG. 50. 190. When the curve is concave towards the base, the proposition is demonstrated in the same manner from the third and fourth axioms : or it may be deduced from the preceding case, by drawing any right line ao parallel to the base in such a manner that the arch CEH may have its convexity towards it. For, if DE produced meet ao in d , and the curve meet ao in f , the motions with which dE and fE decrease are equal to those with which DE and FE increase. When the base flows with a variable motion, the proposition is demonstrated from what we have shewn by the eleventh general theorem, and the 60th article.

FIG. 47. 191. COR. In the first case, when the curve is convex towards the base, the part TH of the increment IH of the ordinate DE that is generated while the base acquires the augment DG , is owing to the acceleration of the motion with which the ordinate flows during that time. When the curve is concave

FIG. 50. towards the base, the increment IH of the ordinate is less than IT ; and the difference arises from the retardation of the motion with which the ordinate flows. The fluxion of the ordinate is the same in all curves that have the same tangent at E .

FIG. 51. 192. The point S , the right line AO , and the circle FDB described about the center S , being given in position, let the point P describe the right line AO , SP meet the circle FDB in N ; and let the point M describe any right line SD so that SM may be always equal to SP . Let SA be perpendicular on AO ; and, if the motion of the point P from A towards O be uniform, the motion of the point M in the right line SD shall be perpetually accelerated; but the motion of the point N shall be perpetually retarded. For let bE , EH be equal lines described by P in any equal times. Let Sb , SE and SH meet the circle FDB in g , D and G . From S as center, through b and H , describe the arches bk , HK meeting SE in k and K , and let bl , HL be perpendicular on SE in l and L . Then shall kE and EK be the lines described by M , and gD , DG the arches described by N in the same equal times. Because bE is equal to EH , therefore (Elem. 26. 1.) El is equal to EL ; and, EK being greater than EL , or El , which is greater than Ek , it is evident that EK is greater than Ek ; and therefore the motion of M is perpetually accelerated. Because HL is equal to bl , but SH

SH greater than Sb , the angle HSL is less than bS , and the motion of N is perpetually retarded. It is obvious, that, when the motion of M from S towards N is uniform, the motions of P and N are retarded; and that, when the motion of N from f towards b is uniform, the motions of P and M are perpetually accelerated.

P R O P. XV.

193. *The point S and the right line AO being given* FIG. 52. *in position, let the circle fNb described from the center S meet AO in E; and the fluxions of the right lines AE, SE and of the arch fE shall be to each other in the same ratio as the right lines SE, AE and SA.*

While the point P describes AO, let SP meet the circle fEb in N, and upon SE let SM be always equal to SP, as in the preceding article. Then the fluxions of the right lines AE, SE and of the arch fE shall be measured by the velocities of the points P, M and N at the term when they come together to E. Let the motion of P be uniform, and the motion of M shall be accelerated, by the last article. It is manifest, that the velocity of P is greater than the velocity of M. If the velocity of P be to the velocity of M, at the term when they come to E, in a less ratio than that of SE to AE, let their ratio be the same as that of SH to AH, or (EK being perpendicular on SH in K) that of EH to KH; and the point M shall describe a line equal to KH, if its motion be continued uniformly from E, in the time P describes EH; and, KH being greater than GH the excess of SH above SE, it follows, that a greater line shall be described in the same time by M, when its motion is continued uniformly from E, than when it is continually accelerated from the same term, against the first axiom. If the velocity of P be to the velocity of M at the term when they come to E in a greater ratio than that of SE to AE, let their ratio be the same as that of SC to AC, or (Ek being perpendicular on SCg in k)

A a that

that of EC to Ck ; and the point M shall describe a line equal to Ck by its motion continued uniformly from E in the same time P describes a line equal to CE ; and, Ck being less than Cg the excess of SE above SC , it follows, that the line described by an accelerated motion is greater than the line which is described in an equal time by the motion acquired by this acceleration continued uniformly, against the second axiom. Therefore the velocity of P is to the velocity of M , at the term when they come to E , as SE is to AE . This might have been demonstrated from the 96th article in a different manner, because the fluxion of the square of SE is equal to the fluxion of the square of AE .

194. The motion of P from A towards O being uniform, the motion of N is perpetually retarded, by the 192d article. If the velocity of P be to the velocity of N as SH greater than SE is to SA , or as EH is to EK , the point N shall describe EK , by its motion continued uniformly from E , in the time P describes EH ; and, EK being less than the arch EG which is described in the same time by N with a retarded motion, it follows, that a less line would be described in the same time by a motion continued uniformly, than by the same motion perpetually retarded from the same term, against the third axiom. If the velocity of P be to the velocity of N in a less ratio than that of SE to SA , or (CR being perpendicular in R on ET the tangent of the circle at E) that of CE to ER , let it be the same as that of CE to Ez ; join Cz , and let Sz parallel to it meet AE in Q , the arch Eg in u , and the tangent ET in z . Then, since Ez is to Ez as EC is to EQ , it follows, that the point N would describe a line equal to Ez , by its motion continued uniformly from E , in the time P describes a line equal to EQ . But the point N describes the arch uE by its retarded motion in that time before it comes to E ; and, the arch uE being less than its tangent Ez , it follows, that the line described by N while its motion is retarded, is less than the line which would be described in an equal time by the motion that remains after that retardation continued uniformly, against the fourth axiom. Therefore the velocities of the points P , M and N , at the term when they come together to E , are in the same ratio as the right lines

lines SE, AE and SA; and the fluxions of the right lines AE, SE and of the arch fE are in the same ratio. This may be shewn in like manner, by supposing the motion of M or that of N to be uniform; and the proposition is made general by the eleventh theorem.

195. COR. I. Let a circle AND described from the center S meet SP in n , and SE in D ; and the velocity of n shall be always to the velocity of N as Sn or SA is to SN or SE , by theor. 3. The velocity of N is to the velocity of P when they come to E in the same ratio. Therefore the velocity of n at D is to the velocity of P at E in the duplicate ratio of SA to SE ; and the fluxion of the arch AD is to the fluxion of its tangent AE in the same ratio. In the same manner it appears, that the fluxion of the arch AD is to the fluxion of its secant SE as the square of SA is to the rectangle SEA .

196. COR. II. If the points P and p set out with equal velocities from A and a in the right lines AO , ao at the same time; and, the motion of p being continued uniform, the velocity of P be always as its distance from S ; then ap shall be the logarithm of the sum of SP and AP . For the fluxion of ap shall be to the fluxion of AP as SA is to SP , and to the fluxion of SP as SA is to AP . Therefore the fluxion of ap shall be to the sum of the fluxions of SP and AP as SA is to the sum of SP and AP ; and, when ap increases uniformly, the sum of SP and AP increases proportionally, (by art. 160.) Therefore ap is the logarithm of the sum of SP and AP , or is the measure of the ratio of that sum to SA , the modulus being SA . The velocity of P is to the velocity of p as the velocity of p is to the velocity of n ; and, when P comes to E , the velocity of p is equal to the velocity of N .

197. COR. III. Let the right line ao given in position meet $Fig. 53.$
 AO in F , and SP always intersect ao in p ; then the velocity of P shall be to the velocity of p as the rectangle SPF is to the rectangle S_pF ; and, if Sa be perpendicular on ao , the fluxion of AP shall be to the fluxion of ap in the same ratio. This may be deduced from the 15th proposition, or immediately from the axioms, thus: If ao meet SA in some point betwixt S and A , the motion of p shall be accelerated when the motion

of P from A towards O is uniform. For, while P describes any equal lines CE, EH, let p describe ce and eb ; let leL parallel to AF meet SH and SC in L and l ; and it is manifest, that Le shall be equal to el , but that eb shall be greater than ec ; and therefore the motion of p is accelerated. Let Lk parallel to SE meet eb in k ; and, if the motion of p was to be continued uniformly from e , the line ek would be described by it in the same time P describes EH. For, if it should be said, that it would describe er greater than ek in that time, let Sq parallel to Lr meet EH in Q, eL in x , and eb in q . Then, since er is to eq as eL is to ex , or as EH is to EQ, it follows, that the point p , by its motion continued uniformly from e , would describe eq in the time P describes EQ. But the point p describes the same line eq in the same time when its motion is continually accelerated from that term; so that the same space would be described in the same time by p when its motion is continued uniformly from e , and when it is continually accelerated, against the first axiom. In like manner, it is shewn from the second axiom, that the line which would be described by the motion of p continued uniformly from e , in the time P describes EH, is not less than ek . Therefore that line is equal to ek ; and the velocity of p is to the velocity of P, when they come to e and E, as ek is to EH; and the fluxion of ae is to the fluxion of AE in the same ratio. But the ratio of ek to EH is compounded of the ratio of ek to eL , or that of eF to EF, and of the ratio of eL to EH, or that of Se to SE. Therefore the fluxion of ae is to the fluxion of AE as the rectangle SeF is to the rectangle SEF. When the motion of p is retarded while that of P is uniform, the demonstration is deduced in the same manner from the third and fourth axioms: or the same demonstration may serve, by supposing the motion of p in those cases uniform; for the motion of P shall then be accelerated. When the points E and e come to F, ek is to EH as SA is to Sa ; and the fluxion of aF is to the fluxion of AF in that ratio. When ao is parallel to AO, it is manifest, that the fluxion of ae is to the fluxion of AE as Se is to SE, which in this case is an invariable ratio, and is the same as that of Sa to SA.

198. COR. IV. The fluxion of SE is to the fluxion of AE
as

as AE is to SE ; and the fluxion of ae is to the fluxion of Se as Se is to ae . Therefore the fluxion of SE is to the fluxion of Se as the rectangle AEF is to the rectangle aeF . Let Su constitute the angle aSu equal to ASF , and meet aF in u ; then the fluxion of SE shall be to the fluxion of Se , when the points E and e come to F , as the rectangle contained by AF and Sa is to the rectangle contained by aF and SA , or as au is to aF .

199. ARCHIMEDES demonstrates, in the 6th proposition of FIG. 54. his treatise concerning spiral lines, that a right line SP may be drawn from S meeting AE in P , and the circle fE in N , so that PN may be to the chord EN in any ratio less than that of AE to SA . For, if SI parallel to AE meet the chord NE and tangent ZE produced in V and I , PN shall be to EN as SN or SE is to NV ; and, since NV may be equal to any right line greater than EI , it follows, that PN may be to EN in any ratio less than that of SE to EI , or that of AE to SA . It is also manifest, that as N approaches to E , NV decreases, and that the ratio of SE to NV or of PN to EN continually decreases. In like manner he shews, in the 7th proposition, that a right line Sp may be drawn from S meeting the right line AE produced beyond E in p , and the circle in n , so that pn may be to the chord En in any ratio greater than that of AE to SA , or that of SE to EI ; because, if En produced meet SI in v , pn shall be to En as Sn or SE is to nv , and nv may be equal to any line less than EI . In this case, when n approaches to E , nv increases, and the ratio of pn to En or of SE to nv continually decreases.

200. In the 8th proposition of the same treatise; he shews, FIG. 55. that PN may be to the tangent EZ in any ratio less than that of AE to SA , as that of SE to EL , EL being greater than EI . For let a circle described through L , S and I meet SE produced in R : then, because EL is greater than EI , a right line SZY may be drawn from S meeting this circle in Y , so that ZY may be equal to ER . Supposing that SZ is such a right line, the rectangle SZY being equal to LZI , and the rectangle contained by SZ and EI being equal to the rectangle contained by SP and ZI , because SZ is to SP as ZI is to EI , it follows, that the rectangle LZI is to the rectangle contained by SP and ZI as the rectangle

rectangle SZY is to the rectangle contained by SZ and EI. Therefore LZ is to SP as ZY or ER is to EI, or as EL is to ES or NS; and EZ is to PN as EL is to SE. It is easy to see, that when N approaches to E, the ratio of PN to the tangent EZ increases continually. In like manner he shews, in the 9th proposition, that pn may be to the tangent Ez in any ratio that is greater than that of SE to EI, or of AE to SA; and it is easy to shew, that, when n approaches to E, the ratio of pn to Ez decreases continually.

FIG. 56. 201. Let P describe an arch FPH of a continued curvature; let SP meet the circle fEb in N; and suppose that SM is always taken equal to SP, as in art. 192. Then, if SP increase continually, and, the arch being supposed to have its convexity towards S, if the motion of N be uniform, the motion of M shall be perpetually accelerated. For, if the arch EN be equal to En , and the right lines SN, Sn meet the curve in P and p , and its tangent at E in T and t , Et shall be greater than ET, and the excess of Sp above SE being greater than the excess of St above SE, which is greater than the excess of SE above ST, it must be greater than the excess of SE above SP. In this case, the motion of P in the curve is also accelerated; for it is manifest, that the arch Ep is greater than the arch EP. When the arch FPH is concave towards S, and the motion of N is uniform, the motion of M may be uniform, accelerated or retarded.

P R O P. XVI.

FIG. 57. 202. Let the circle fEb meet the curve FPH in E, and SD perpendicular on SE meet the tangent ET in D; then the fluxion of the ray SE shall be to the fluxion of the arch fE as SE is to SD.

Case I. The motion of N in the arch fEb being uniform, let the motion of M in the line SE be also uniform; in which case P describes the spiral of ARCHIMEDES. The fluxion of SM is to the fluxion of fN as the constant velocity of M is to the constant velocity of N, or as EM is to the arch EN. If the ratio

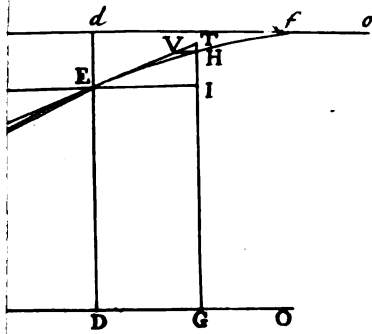


Fig. 47

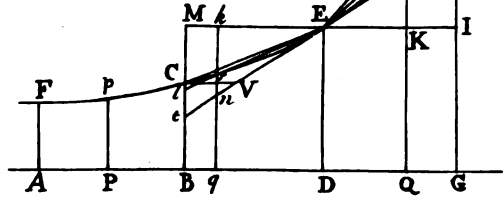


Fig. 51

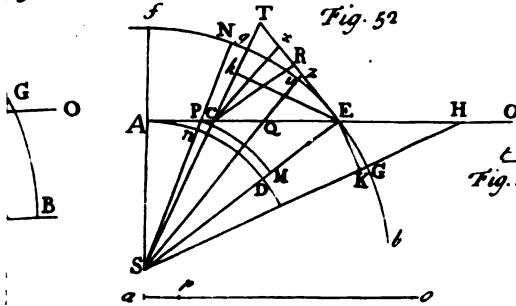


Fig. 52

Fig. 48

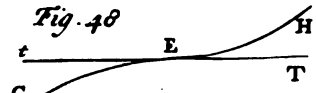


Fig. 49. N. 1.

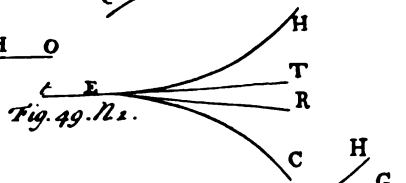


Fig. 49. N. 2.

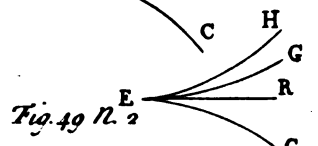


Fig. 53



Fig. 55

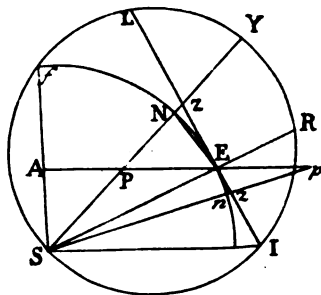
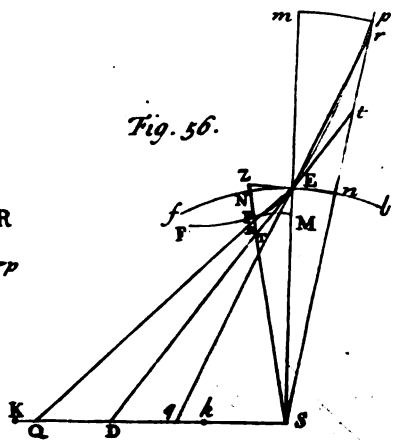


Fig. 56.



Faint, illegible text or markings, possibly bleed-through from the reverse side of the page.

ratio of those fluxions be greater than that of SE to SD, let it be the same as that of SE to Sk; join Ek, and, since ED is the tangent at E, a part of Ek must fall within the spiral. Let P be a point in the spiral within the angle kED, and let PL perpendicular on SE meet Ek in V. Then, since the fluxion of SE is to the fluxion of fE as SE is to Sk, or as EL is to VL, EM shall be to the arch EN as EL is to VL. But EM is less than EL, and the arch EN is greater than VL; therefore the ratio of EM to EN is less than the ratio of EL to VL. And these being contradictory, it follows, that the ratio of the fluxion of SE to the fluxion of fE is not greater than that of SE to SD. If the ratio of those fluxions be less than that of SE to SD, let it be the same as that of SE to SK; produce DE and KE to d and I; and from p a point of the spiral within the angle dEI, let pl perpendicular on SE in l meet the right line EI in u; let Sp meet the circle fEb in n, and Sm be equal to Sp. Then, since the fluxion of SE is to the fluxion of fE as SE is to SK, or as El is to ul, Em is to the arch En as El is to lu. But Em is greater than El; En is less than its tangent Ex, and therefore is less than lu; so that Em is to En in a greater ratio than El is to lu. And these being contradictory, it follows, that the fluxion of SE is to the fluxion of the arch fE as SE is to SD. From this it follows, conversely, that if SE be to SD as the velocity of M in the ray SE is to the velocity of N in the circle fEb, or (supposing Sf to be the position of the ray SN when P sets out from S the beginning of the spiral) as the ray SE is to the arch fE, then shall ED be the tangent of the spiral at E; and this coincides with the 21st proposition of the treatise of ARCHIMEDES concerning that line.

203. *Case 2.* Suppose now the motion of M in the ray SE to be continually retarded while the motion of N in the arch NE is uniform. It follows from the fourth axiom, that, if the motion of M be continued uniformly from the term when it comes to E, a less line than EM will be described by it in the same time N describes an arch equal to EN; and, the fluxions of SE and fE being measured by the velocities of M and N at the term when they come to E, it follows, that EM is to EN in a greater ratio than that of the fluxion of SE to the fluxion of fE.

fE . If the ratio of those fluxions be greater than that of SE to SD, let it be the same as that of SE to Sk , or that of EL to LV; and, P being a point of the curve within the angle kED , as in the last article, EM shall be to EN in a greater ratio than EL is to LV; which is impossible, because EM is less than EL, and EN is greater than LV. If the fluxion of SE be to the fluxion of fE in a less ratio than that of SE to SD, let their ratio be that of SE to SK, or (the construction being the same as in the last article) that of El to lu . It follows from the third axiom, that Em is to En in this case in a less ratio than that of the velocity of M to the velocity of N at the term when these points come to E, or the ratio of the fluxion of SE to the fluxion of fE . Therefore Em is to En in a less ratio than El is to lu . But this is impossible, because Em is greater than El , and En is less than lu . Therefore the fluxion of SE is to the fluxion of fE as SE is to SD.

FIG. 58. 204. Case 3. Let the motion of M in the ray SE be accelerated continually while the motion of N in the arch NE_n is uniform, but so that the arch PE_p may be still on the same side of the tangent ED with S; and the fluxion of SE shall be to the fluxion of fE in a greater ratio than that of EM to the arch EN, by the second axiom, but in a less ratio than that of Em to En , by the first axiom. Let Sa be perpendicular on the tangent in a ; and, if the ratio of those fluxions be that of SE to SK, which is less than the ratio of Ea to Sa , it follows from the 200th article, that a right line ST may be drawn from S meeting the tangent ED in T, the circle fEb in N, and the tangent of the arch EN in Z, so that TN may be to EZ as SE is to SK. Let this right line ST meet the curve FE in P; and, since TN is to the arch EN (which is less than the tangent EZ) in a greater ratio than SE is to SK, and therefore in a greater ratio than EM is to EN, it follows, that TN is greater than EM or PN, and that the point T is between P and S, against the supposition. If the fluxion of SE be to the fluxion of fE as SE is to Sk , then, by the 199th article, a line St may be drawn from S meeting the tangent DE produced beyond E in t , and the circle fEb in n , so that the ratio of tn to the chord En may be the same as that of SE to Sk , or of the fluxion of SE

to

to the fluxion of fE , which is less than the ratio of pn to the arch En . Therefore, supposing Sz to be such a line, the ratio of tn to the arch En shall be less than the ratio of pn to the same arch; and tn shall be less than pn , so that the point t shall fall betwixt p and S , against the supposition. Therefore the fluxion of SE is to the fluxion of fE in a ratio that is neither greater nor less than that of SE to SD .

205. *Case 4.* Let the point S and the curve FPp be on different sides of the tangent ED ; and, the motion of N being uniform, the motion of M must be perpetually accelerated, by the 201st article. In this case, the fluxion of SE is to the fluxion of fE in a greater ratio than that of EM to the arch EN , by the second axiom; but in a less ratio than that of Em to the arch En , by the first axiom. If the ratio of these fluxions be that of SE to any line SK greater than SD , let Q be any point betwixt D and K ; join EQ ; and, by the 200th article, a right line SR may be drawn from S to the right line EQ meeting it in R , the circle fEb in N , and its tangent in Z , so that RN shall be to EZ as SE is to SK , and, consequently, in a greater ratio than that of EM to the arch EN . Suppose therefore SR to be such a right line, and RN shall be greater than EM or PN ; and, because the ratio of RN to EZ continually increases while N moves towards E , it follows, that while N describes the arch NE , the ratio of RN to the arch EN is greater than that of SE to SK , and that RN is greater than PN . But RN is less than TN ; therefore the right line RE passes through the angle of contact PET formed by the curve PE and its tangent ET ; which is absurd, by art. 181. If the fluxion of SE was to the fluxion of fE as SE is to any line Sk less than SD ; then, taking any point q betwixt D and k , joining qE , and producing it beyond E , a right line Sr might be drawn to it (by art. 199.) meeting it in r , and the circle Eb in n , so that rn might be to the chord En as SE is to Sk , or as the fluxion of SE is to the fluxion of fE , and, consequently, in a less ratio than that of Em , or pn , to the arch En . Let Sr be such a line, and rn shall be less than pn . Suppose the point n to move from n towards E , and the ratio of rn to En shall decrease continually by art. 199. and shall be less than that of SE to

B b

Sk;

FIG. 56.

Sk ; therefore, during that time, sn is less than pn ; but it is greater than tn ; so that the right line Er must pass through the angle of contact pEs formed by the curve Ep and its tangent Es ; which is absurd, by art. 181. Therefore the fluxion of SE is to the fluxion of fE precisely as SE is to SD . By joining these cases together, the demonstration is applicable when the motion of M is accelerated on one side of E and retarded on the other; and by the ninth and eleventh theorems, and the 60th article, it is rendered general. When the tangent ET is perpendicular to SE , and the velocity of N is given, the velocity of M at E and the fluxion of SE vanishes. When the ray SE touches the curve in E , and the velocity of M in the ray SE is given, the velocity of N at E and the fluxion of fE vanishes. This proposition may be demonstrated in another manner; but this seems to have the nearest affinity to the method of ARCHIMEDES.

P R O P. XVII.

206. *The same things being supposed as in the last proposition, the fluxion of the curve FE is to the fluxion of the ray SE as the tangent ED is to the ray SE .*

For let SP meet the tangent always in T , and the velocities of the points P and T shall become equal at the term when they come together to E .

First, let the curve FPp be convex towards S , and SP increase continually, as in the last article; then, the motion of N being supposed uniform, the motion of P in the curve shall be accelerated perpetually, by art. 201. The motion of the point T is also accelerated, and its velocity at the term when it comes to E is less than the velocity of P at any term after P passes E , as when it comes to p ; because a less line than Et would be described by the motion of T continued uniformly from E , in the same time that P would describe a greater line than the arch Ep (which exceeds Et) by its motion continued uniformly from

P .

p , by the first and second axioms. Therefore, if the velocity of T at the term when it comes to E was greater than the velocity of P at that term, it might be equal to the velocity of P at the term when it comes to some point b betwixt E and p . Let Sb meet Et in g ; and it follows from the second axiom, that the point P would describe a line greater than the arch Eb by its motion continued uniformly from b , in the time it describes Eb with its accelerated motion; so that the point T would describe a greater line than Eg by its motion continued uniformly from E in the same time that it describes Eg with its accelerated motion, against the first axiom. In like manner it appears, that the velocity of T at the term when it comes to E cannot be less than the velocity of P at the same term. Therefore these velocities are equal, and, by prop. 15. the fluxion of the curve FP is to the fluxion of the ray SE as ED is to SE .

207. When the point P describes a circle that passes through the point S , the motion of N being supposed uniform, the motion of P is also uniform. In this case, PE is always greater than TE , and pE less than tE . Therefore the velocities of P and T are equal at the term when they come to E , by the 53d article. When the point P describes any other curve that is concave towards S , its motion is in some cases accelerated and in others retarded. But it follows from what was shewn in the 54th, 55th and 56th articles, that the velocities of P and T are equal at the term when they come to E in those cases also. Therefore, in general, the fluxion of the curve FP is to the fluxion of the ray SE as ED is to SE .

208. Angles are measured by the arches which subtend them in equal circles; and in general they are to each other in the ratio compounded of the direct ratio of the arches which subtend them in any circles, and the inverse ratio of the rays of these circles. The angular motion of the ray SN that generates any angle ASN is as the velocity of N in the circle EN when the ray SN is given, and is always as the velocity of N directly and the ray SN inversely. The fluxion of the angle ASN is in the same ratio. FIG. 60.

209. Let the right lines CP , SP revolve about the given points C and S ; and let their intersection P describe any curve FEH

omoc

B b 2

in

in the same plane with those points; produce SC till it meet the curve in E, and when P comes to E, the angular motion of CP shall be to the angular motion of SP as SE is to CE. For let the circle EN described from the center S through E meet SP in N; and let the circle ER described from the center C through E meet CP in R; and let SD, CB be perpendicular on AE the tangent of the curve at E in D and B. Then the velocity of N shall be to the velocity of P at the term when they come together to E, as SD is to SE. The velocity of R shall be to the velocity of P at the same term, as CB is to CE; and SD is to SE as CB is to CE. Therefore the velocity of N is equal to the velocity of R at that term; and the angular motion of SP is to the angular motion of CP, when P comes to E, as CE is to SE, by the last article.

P R O P. XVIII.

210. *Let P, the intersection of the right lines CP and SP revolving about the given points C and S, describe the curve FEH; let AO touch this curve in E; constitute the angle SET equal to CEA so that ET and EA may by different ways from SE and CE; and let ET meet CS in T. Then, if CA, Sa be right lines given in position, the fluxion of the angle ACP shall be to the fluxion of aSP, when P comes to E, as ST is to CT.*

FIG. 61.
& 62.

From the centers C and S describe through the point E the circles ER and EN, meeting CP and SP in R and N respectively; and let CB and SD be perpendicular on the tangent AO in B and D. Let CK parallel to ET meet SE, produced if necessary, in K; and let EQ be perpendicular on CK in Q. The angle QKE is equal to SET or CEB by the construction; and therefore the triangle QKE is similar to CEB, so that CE is to CB as EK is to EQ. The triangles SED, CEQ are also similar, and SE is to SD as CE is to EQ. But when P and R come

come to E, the velocity of P is to the velocity of R as CE is to CB, (by prop. 15. & 17.) that is, as EK is to EQ. The velocity of P is to the velocity of N at the same term as SE is to SD, or as CE is to EQ. Therefore the velocity of R is to the velocity of N, when they come together to E, as CE is to EK. This ratio compounded with the inverse ratio of the ray CR to the ray SN, or with the ratio of SE to CE, gives the ratio of SE to EK, or (because ET is parallel to CK) of ST to CT; which therefore (by art. 208.) is the ratio of the angular velocity of CP about C to the angular velocity of SP about S when P comes to E, or the ratio of the fluxion of the angle ASE to the fluxion of the angle \angle SE. When the angle CEA is equal to CSE, the point K falls on S, the angular motions of CE and SE are equal, and the fluxion of the angle ACE is equal to the fluxion of \angle SE. When the tangent AE passes through S, the point T falls on C; and in this case, the angular velocity of the ray CE being given, that of the ray SE vanishes. The point E may coincide with S, but we reserve this case till we come to treat of the curvature of lines. The fluxion of the angle CPS is equal to the sum or difference of the fluxions of the angles ACP, \angle SP, and is to the fluxion of the angle ACP or the fluxion of ASP, when P comes to E, as CS is to ST or to CT. When the points C and S are not in the plane of the curve FEH, the ratio of the angular velocities of the rays CE and SE may be deduced from this proposition. For if V be any point in the tangent AE, and the right line V \angle equal to VS be drawn in the plane CVE constituting the angle \angle VE equal to SVE, the angular velocity of \angle E about \angle shall be equal to the angular velocity of SE about E.

Fig. 63.

211. The preceding propositions shew the analogy there is betwixt the method of Fluxions and the method of Tangents, and serve for determining the tangents from the fluxions of lines and angles, as well as for finding these fluxions from the tangents. Besides these general theorems, there are many particular propositions that are often of use in determining the tangents of curve lines; some of which we shall briefly describe. Let S be a given point in the plane of the curve ALB, LP a tangent at L any point of the curve, SP perpendicular on the

Fig. 64

tan-

tangent in P; and let P be always found in the curve DPE. Let PT constitute with SP an angle SPT equal to the angle SLP, on the same side of SP as LP is of SL; and PT shall be the tangent of the curve DPE at P. For, first, let the arch Ll of the curve ALB be concave towards S, and the rays drawn from S to the arch Ll decrease from SL to Sl, and let Sp be perpendicular on lp the tangent at l in p ; join Pp, and let pl meet PL in R: then, because the angles SPR, SpR are right, the angle SPp is equal to SRp; and the angle TPP is equal to the difference betwixt the angles SLP and SRp. The angle SLP is equal to the difference of the angles SRP and RSL; the angle SRp is equal to the difference of the angles SRP and PRp or PSp: therefore the angle TPP is equal to the difference of the angles PSp (or PRp) and RSL. But, by supposing l to move towards L, the angles PSp and RSL and their difference may become less than any given angle: Therefore, while p moves towards P, the angle TPP may become less than any given angle. From which it follows, that no right line can be drawn through the angle of contact formed by the right line PT and the arch Pp. Therefore PT is the tangent at P. When ALB is a parabola, and S its focus, DPE is a right line; but, when ALB is any other curve, DPE is a curve line. In the parabola, SRp is an angle always of the same magnitude wherever the point l be taken, the point L being given; and PSp is always equal to RSL or one half of LS l . In other cases, according as the angle PSp is greater or less than RSL, (or the fluxion of the angle ASP is greater or less than one half of the fluxion of the angle ASL,) the angle SPT is greater or less than SPp, and the arch Pp is concave or convex towards S.

FIG. 65. 212. When the arch Ll is convex towards S, the construction in other respects being the same, produce pP to p ; and the angle SPp shall be equal to SRp. Therefore the angle TPP is equal to the difference of the angles SRp and SLP, which in this case is equal to the sum of PRp, or PSp, and RSL; and, since this sum may become less than any given angle when l moves towards L, it follows, that PT is the tangent of the curve DPE at P. In this case, the arch Pp is concave towards S. Let ST be perpendicular on PT in T, and let the point T be always

always found in the curve FT; then the tangent of this curve at T shall constitute an angle with ST equal to SPT or SLP. There is a series of curves which may be conceived to be derived from each other in this manner: The tangents form always equal angles with the rays drawn from S at the corresponding points of the curves, and the fluxions of the curves are to the fluxions of the rays at these points in the same ratio in them all.

213. Let any curvilinear figure CEH be the base of any conical surface that has its vertex in V, and ET be the tangent of the arch EH in E. Let *ceb* be a section of this conical figure made by any plane; and let *et* be the common section of that plane and the plane VET: then shall *et* be the tangent of the arch *eb*. For, if *et* meet the arch *eb* in any point besides *e*, it is manifest that ET must meet the arch EH in some other point besides E; and if any right line, as *ex*, can be drawn through the angle of contact *bet* formed by the arch *eb* and the right line *et*, let the common section of the planes Vex, CEH be EX; and EX shall pass through the angle of contact HET, against the supposition. It is obvious, that the arch *eb* and its tangent *et* are the shadows of the arch EH and tangent ET formed by rays issuing from V upon the plane *ceb*.

214. Let the right lines CH, SK revolving about the poles C and S by their intersection P describe the curve APS that passes through S; and let *Sk* be the situation of the right line SK when CH passes through S; then shall *Sk* be the tangent at S.

C H A P. VIII.

Of the Fluxions of curve Surfaces.

215. **A**RCHIMEDES establishes his theorems concerning curve surfaces upon this principle, That, when two curve surfaces have their concavities turned the same way and have the same terms, that which includes the other is the greater surface: and this axiom is sufficient for demonstrating the cases that were considered by him. But, because it cannot be applied for

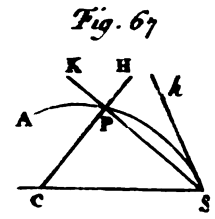
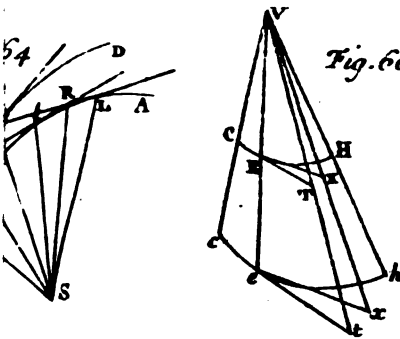
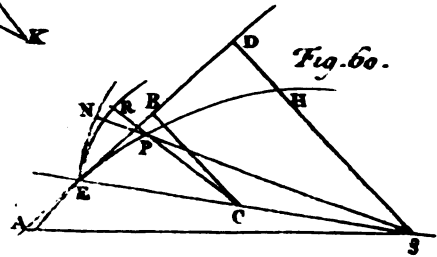
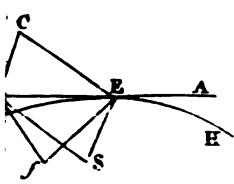
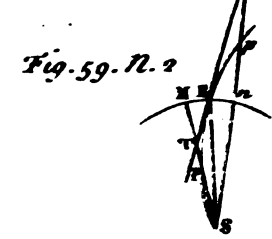
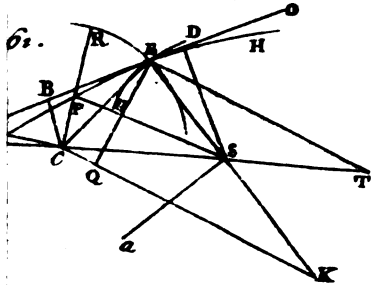
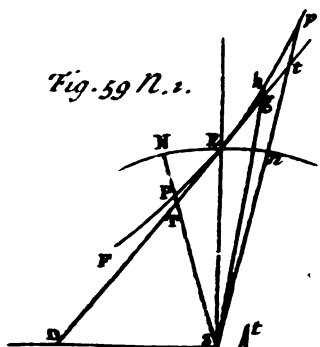
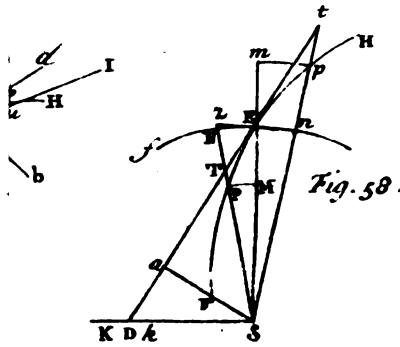
for comparing surfaces that are generated by curves which are convex towards the axis about which the figure is supposed to revolve, we shall make use of the following principle in place of it, that is more general, and seems to be no less evident. Let CEH be any arch of a curve; and let BG the axis be divided by a continual bisection into any number of equal parts

FIG. 68. BK, KD, DL, LG. Let the ordinates BC, KM, DE, LN, GH meet the curve in the points C, M, E, N, H; and let the tangents at C, M, E, H form the circumscribed figure CQRSVH. Then, by continuing to bisect the parts of the axis BG, and supposing the ordinates, chords and tangents to be drawn as before, the perimeters of the circumscribed and inscribed figures CQRSVH, CMNEH shall approach continually to the arch CEH; and, supposing the whole figure to revolve about the axis BG, the surfaces described by those perimeters shall approach to the surface described by the arch CEH, so that the differences betwixt them may become less than any given surface. The axiom cited from ARCHIMEDES in art. 183. may be deduced from this principle.

L E M M A VIII.

FIG. 69. 216. *Let the right line HC produced meet the axis AG in A, and the surface described by HC revolving about AG shall be equal to the area of a circle the radius of which is a mean proportional betwixt $\frac{1}{2}$ HC and the right line DE that bisects HC in E, and is perpendicular to the axis in D.*

Let HG and CB perpendicular to the axis meet it in G and B. By what was shewn after ARCHIMEDES, in the Introduction, pag. 11. the surface described by AH is equal to a circle the radius of which is a mean proportional betwixt AH and HG; and the surface described by AC is equal to the area of a circle that has its radius a mean proportional betwixt AC and BC. Therefore these surfaces are to each other as the rectangle AHG is to the rectangle ACB, or as the square of AH is to the square of AC;



AC; and the surface described by CH is to the surface described by AH, as the difference of the squares of AH and AC is to the square of AH, that is, (Elem. 8. 2.) as the rectangle contained by 4AE and EH is to the square of AH, or as the rectangle contained by 2CH and DE is to the rectangle AHG. But the area of a circle whose radius is a mean proportional betwixt 2CH and DE is to the surface described by AH in the same ratio. Therefore the surface described by CH is equal to the area of a circle whose radius is a mean proportional betwixt 2CH and DE. This coincides with the 16th proposition of ARCHIMEDES's treatise concerning the sphere and cylinder.

217. COR. I. When the axis of the cone AB increases uniformly, the convex surface of the cone described by the right line AC increases with a motion that is continually accelerated; for when BG the increment of the axis is given, the surface described by CH (which is the simultaneous increment of the conical surface) is as DE, which increases in the same proportion as AD increases.

218. COR. II. Let the right lines HC, HK meet BC that is perpendicular to the axis BG, in C and K, and let them meet DE in E and L. Let HN bisect the angle CHK, and HI perpendicular to HN shall meet DE produced beyond E when the angle GHN is less than a right one; let them meet in I. Then, the figure being supposed to revolve about the axis BG, the surface described by HC shall be to the surface described by HK as the rectangle DEI is to the rectangle DLI. For let LR perpendicular to HN meet HE in R; and, the angle RLH being equal to LRH, HL shall be equal to HR; and EH shall be to LH (or RH) as EI is to LI; so that the rectangle DEH shall be to the rectangle DLH as DEI is to DLI. But, by this lemma, the surface described by HC is to the surface described by HK as the rectangle DEH is to the rectangle DLH, and, consequently, as the rectangle DEI is to DLI.

219. COR. III. It follows from the last corollary, that, when **Fig. 70.** DE is equal to LI, the surfaces described by HC and HK are equal. Therefore, if GH be produced beyond H till HM be equal to GH, AF parallel to GH meet HK in F, FM meet

C c

GO

GO perpendicular to HN in O, and BC produced pass through O; the surfaces described by HC and HK shall be equal. For, in this case, DE, HI and OM intersect each other in the point I that is middle betwixt O and M; and, because GH is equal to HM, DE is equal to LI.

FIG. 71. 220. COR. IV. Let CV be perpendicular on HK in V; produce it till it meet DE in S: and, when ES is either equal to ED, or less than it, the surface described by HC is greater than the surface described by HK. For, in the triangles ECS, EHI, the side EC is equal to EH, the angle CES is equal to HEI, but the angle ECS is greater than EHI, (because the angle ECS is equal to the right angle CVH added to CHV, whereas EHI is only equal to the right angle NHI added to CHN;) and therefore ES is greater than EI. Therefore, when ES is either equal to ED, or less than it, DE is greater than EI, the rectangle DEI is greater than DLI, and the surface described by HC is greater than the surface described by HK.

221. COR. V. The same things being supposed as in the last corollary, let k be any point betwixt C and K, and the surface described by HC shall be greater than the surface described by Hk, which is itself greater than that which is described by HK. For, let Ca perpendicular on Hk in a be produced till it meet DE in f , and, Ef being less than ES, (which is supposed to be either equal to ED or less,) it follows, that the surface described by HC is greater than that which is described by Hk. Let Hk meet EL in e , and ko perpendicular on HK meet eD in f , and ef being less than eD , the surface described by Hk must be greater than that which is described by HK, by the last corollary.

FIG. 72. 222. COR. VI. Let b be a point on the line HC betwixt H and C, or any where within the triangle CHK; let bk parallel to HK meet CK in k , and bc meet CK in any point c betwixt C and k ; then the surface described by bc shall be greater than that which is described by bk . For let bg parallel to HG meet the axis in b , let de parallel to bg bisect Bb in d , and meet bc , bk in e and l ; and it is manifest, that if cu be perpendicular to bk , or parallel to CV, it shall meet ed in some point f betwixt e and d .

223. COR.

223. COR. VII. It appears in the same manner, that, when b FIG. 73. is any point within the triangle CHK , c a point on CK , k a point on cK , if cb and kb produced beyond b meet CH in r and n , so that the angles Crb , Cnb be each less than the angle CHK , then the surface described by bc shall be greater than the surface described by bk .

224. COR. VIII. Let HEC be now an arch of a continued cur- FIG. 68.
 vature convex towards the axis BG ; let the ordinates from BC n. 1.
 to GH increase continually, and let the ordinate DE bisect BG ;
 let HT the tangent at H meet BC in T , and suppose that Tu
 perpendicular on CQ the tangent at C meets DE in f , so that Ef
 is either equal to the ordinate DE , or less than it. Then the sur-
 face described by the arch HEC revolving about the axis BG
 shall be less than the surface described by the tangent HT re-
 volving about the same axis. For let Hk parallel to the tan-
 gent CQ meet BC in k , and Tu in V , the angle TVH being
 a right one, and the arch HEC being within the triangle THk ,
 it appears, that, if the chord HE be produced till it meet CT
 in r , the surface described by HT shall be greater than that
 which is described by Hr , by cor. 5. and the surface described
 by Er greater than that which is described by EC , by cor. 7.
 Therefore the surface described by the tangent HT is greater
 than the sum of the surfaces which are described by the chords
 HE and EC . In like manner, the parts of the axis BD , DG
 being bisected by the ordinates KM , LN , if the chords HN ,
 NE , EM be produced till they meet CT in u , x and z , the
 surfaces described by Nu , Ex , Mz shall exceed the surfaces de-
 scribed by Nx , Ez , MC respectively, by cor. 7. and therefore
 the surface described by HT being greater than that which is
 described by Hu , which exceeds that described by HNx ; and,
 this surface being greater than that which is described by $HNEz$,
 which exceeds the surface described by $HNEMC$, it follows,
 that the surface described by HT is greater than that which
 is described by $HNEMC$. In general it appears, that the sur-
 face described by the tangent HT is greater than the surface
 which is described by the perimeter of any rectilineal figure in-
 scribed in the arch HEC ; and it may be shewn in the same
 manner, that it is greater than the surface described by the pe-
 rimeter

rimeter of any rectilineal figure circumscribed about the arch formed by its tangents. Therefore the surface described by the tangent HT is greater than that which is described by the arch HEC, by art. 215.

225. COR. IX. Join GC, and, if the angle GCQ which it forms with the tangent at C be either a right angle, or greater than a right one, and CT be not less than TB, the surface described by the tangent HT shall be greater than that which is described by the arch HEC: for, in this case, Ef is either equal to ED, or less than it. It appears therefore, that, when the curve is convex towards the axis, and the ordinates increase while the axis increases, an arch of the curve, as CH, may be taken of a finite magnitude so that the surface described by it shall be less than the surface which is described by HT the tangent at H terminated in T by the ordinate from C. If the tangent CQ meet GH in Q, it is evident, that the surface described by CMENH the perimeter of any rectilineal figure inscribed in the arch CEH is always greater than the surface described by the tangent CQ. Therefore the surface described by the arch CEH exceeds that which is described by the tangent CQ, by art. 215.

226. COR. X. Let the curve FEH be convex towards the axis AG, and the ordinates pm increase while the axis Ap increases; then, if the axis Ap increase uniformly, the surface described by the curve Fm shall increase with an accelerated motion. For, while the axis acquires the equal augments BD, DG, let the curve acquire the augments CME and ENH; and it is manifest, that the surface described by the perimeter of any rectilineal figure inscribed in the arch HNE is greater than the surface described by the perimeter of a rectilineal figure inscribed by a similar construction in the arch EMC. Therefore the surface described by the arch EH is greater than that which is described by the arch CE. Let CQ meet DE in q , and the tangent at H meet DE in t ; then, the surface described by the arch CE being greater than that which is described by the tangent Cq , and the surface described by the arch EH being less than that which is described by the tangent Ht when CEH is diminished as in cor. 9. it follows, that the motion
with

with which the surface described by Fm flows, while m describes the arch CEH , is accelerated in a continued manner.

227. COR. XI. The rest remaining as in the last corollary, **Fig. 75.** when the arch CEH is concave towards the axis BG , BD may be taken so small that the surface described by the tangent ET shall be less than the surface described by the chord CE , (by cor. 4.) and therefore less than the surface described by the arch CE , which exceeds that which is described by the chord CE , by art. 215. The surface described by the arch EH is less than that which is described by the tangent Et , by the same article. In this case, when the axis increases uniformly, the motion with which the surface described by the curve flows may be uniform, accelerated or retarded.

L E M M A IX.

228. *Let DE and Gt perpendicular to the axis aG **Fig. 74** meet aE in E and t ; and, in the same time that the motion with which the axis aD flows continued uniformly generates DG , let the motion with which the conical surface described by aE flows continued uniformly generate a space equal to R ; then shall the space R be equal to the area of a circle the radius of which is a mean proportional betwixt DE and $2Et$.*

For, if the space R be greater than such a circle, let Ad be greater than AD in the same ratio; and, if do parallel to DE meet Et in o , R shall be equal to a circle whose radius is a mean proportional betwixt do and $2Et$; because the area of this circle is to the area of a circle whose radius is a mean proportional betwixt DE and $2Et$ as do is to DE , or as Ad is to AD . The space which is generated by the motion with which the surface aEe flows continued uniformly, in the time that the axis aD by flowing uniformly acquires the augment Dd , is to the space R as DG is to Dd , (by theor. 2.) or as Et is to Eo , and therefore is equal to the area of a circle whose radius is a mean proportional betwixt do and $2Eo$; but the

the area of this circle is greater than the surface described by the right line Eo , by lemma 8. and the conical surface aEe increases with an accelerated motion when the axis increases uniformly, by art. 217. Therefore a greater space is generated in the same time by a motion continued uniformly, than when the same motion is continually accelerated, against the first axiom. In the same manner it appears from the second axiom, that the space R is not less than the area of a circle the radius of which is a mean proportional betwixt DE and $2Et$.

P R O P. XIX.

229. *Let DE and GH perpendicular to the axis meet the curve in E and H , and let GH meet the tangent at E in t ; then, the fluxion of the axis being represented by DG , the fluxion of the surface described by the curve FE shall be accurately measured by the area of a circle the radius of which is a mean proportional betwixt DE and $2Et$.*

FIG. 74

Let the ordinate PM always meet the curve in M and the tangent aE in N ; and the motions with which the surfaces $FfmM$, aNn flow shall be equal at the term when M and N come together to E , or the fluxion of the surface $FfeE$ shall be equal to the fluxion of the surface aEe . For, the construction being the same as in the 226th and 228th articles, first let the arch CEH be convex towards the axis BG , and the surface $FfmM$ shall flow with an accelerated motion while P and M describe BG and CH , by art. 226. Suppose, first, BD to be so small, according to the 225th article, that the perpendicular from T upon the tangent at C may meet DE in D , or in some point betwixt D and E , and the surface described by ET shall be greater than the surface described by the arch EC . But the latter surface is greater than the space which would be generated by the motion with which the surface $FfcC$ flows continued uniformly, in the time P describes BD with an uniform motion, (by the first axiom;) and the former is less than the space

space which would be generated in an equal time by the motion with which the surface aEe flows continued uniformly, by the second axiom. Therefore the motion with which the surface aEe flows, is greater than that with which the surface $FfcC$ flows; and it is manifest from the same axioms, that it is less than the motion with which the surface $FfbH$ flows; so that it must be equal to the motion with which the surface $FfmM$ flows when M comes to some intermediate point of the arch CH . If it be said to be equal to the motion with which the surface $FfxX$ flows, X being some point betwixt E and H , let dX perpendicular to the axis in d meet the tangent Et in a . The motion with which the surface $FfxX$ flows continued uniformly generates a space greater than the surface $EexX$ in the time P describes Dd , by ax. 1. The surface $EexX$ is greater than the surface described by the right line Eo revolving about Dd , (by art. 225.) Therefore the motion with which the surface aEe flows continued uniformly, would generate a space greater than the surface described by Eo , in the time P describes Dd uniformly: But a less space than this surface would be described in that time by the motion with which aEe flows continued uniformly, by the first axiom: And these are contradictory. Therefore the motion with which the surface aEe flows, is not greater than the motion with which the surface $FfeE$ flows. Nor can it be less. For, if it be said to be equal to the motion with which the surface $FfyY$ flows, Y being any point of the curve betwixt E and C , let Yd meet the axis in d , and the tangent ET in o . Then, the surface described by Eo about the axis BD being greater than the surface $EoyY$, (by art. 225.) and this surface being greater than the space which would be generated by the motion with which $FfyY$ flows continued uniformly in the time P describes dD uniformly, (by ax. 1.) it follows, that the space which would be generated in that time by the motion with which aEe flows is less than the surface described by Eo : But it is greater than that surface by the second axiom: And these are contradictory. Therefore the motions with which the surfaces $FfeE$, aEe flow are equal. By the last lemma, the fluxion of the axis AD being represented by DG , the fluxion of the surface aEe is measured by the area of a circle the radius of which

which is a mean proportional betwixt DE and $2Et$. Let DG be increased in any proportion, and Et shall be increased in the same proportion; so that, if DG represent the fluxion of AD , the fluxion of the surface $FfeE$ shall be accurately measured by the area of a circle the radius of which is a mean proportional betwixt DE and $2Et$.

FIG. 75. 230. Let the arch CEH be now concave towards the axis; and BD may be taken in this case so small that the surface described by the arch CE shall be greater than the surface described by the tangent ET , (by art. 227.) but the surface described by Et is always greater than that which is described by the arch EH . When the axis increases uniformly, the motion with which the conical surface described by aN flows is continually accelerated, by art. 219. and, whether the motion with which the surface $FfmM$ flows be uniform, accelerated or retarded, it follows from what was demonstrated in the 53d, 54th and 56th articles, that the motions with which the surfaces $FfeE$, aEe flow are equal. Therefore, the fluxion of the axis AD being represented by DG , the fluxion of the surface $FfeE$ is measured by the area of a circle whose radius is a mean proportional betwixt DE and $2Et$. The demonstration is rendered general by the propositions which have been so often cited from the first chapter.

FIG. 76. 231. COR. I. Let EO perpendicular to the tangent Et meet the axis in O ; and, because EO is to DE as Et is to DG , it follows, that the fluxion of the surface $FfeE$ is measured by the area of a circle whose radius is a mean proportional betwixt $2EO$ and DG , when the fluxion of the axis is represented by DG . Therefore, when FEH is an arch of a circle whose diameter AB coincides with the axis of motion, the perpendicular EO being invariable, the spherical surface AEe flows uniformly when the axis AD flows uniformly; and, in the same time that the uniform motion with which the axis flows generates AD , the uniform motion with which the spherical surface flows generates a surface equal to the area of a circle whose radius is a mean proportional betwixt AD and AB ; that is, the spherical surface AEe is equal to the area of a circle described with the chord AE ; and the whole surface of the sphere is equal to a circle whose radius is AB the diameter of the sphere, and therefore
is

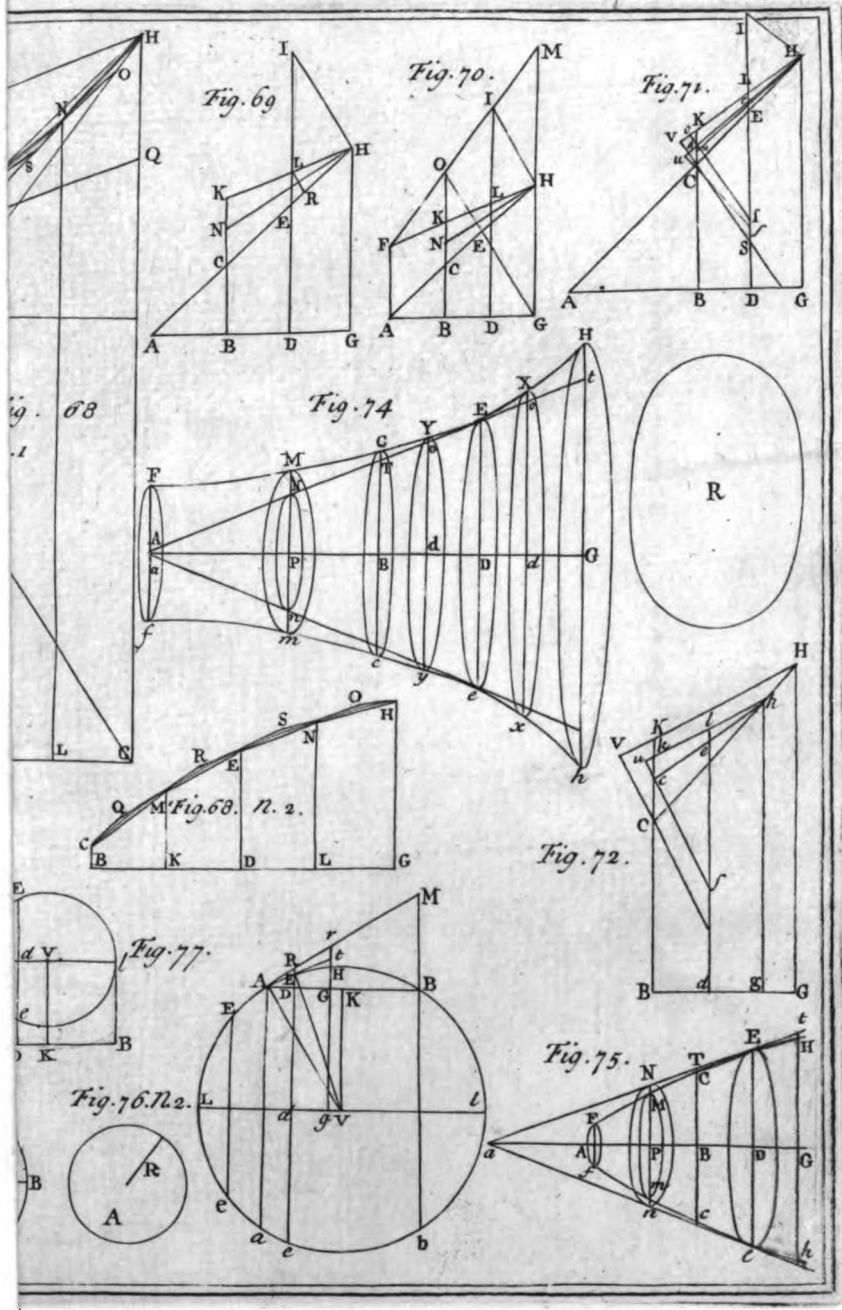
is quadruple of a great circle of the sphere, as was demonstrated after ARCHIMEDES in the Introduction.

232. COR. II. But if the circle be supposed to revolve about FIG. 76. a chord AB that is not a diameter, let VK perpendicular from the center V upon AB meet it in K; let LJ be the diameter parallel to AB, Aa and Bb perpendicular to LJ meet the circumference in a and b; produce DE till it meet the circumference again in e, and let it meet AR the tangent at A in R. Suppose the right line R to be the radius of a circle whose area is A. Then, if R be a mean proportional betwixt 2VK and the excess of AR above the arch AE when E is taken upon the lesser arch subtended by AB, the area A shall be equal to the surface described by the arch AE by revolving about the axis AB; and, if R be a mean proportional betwixt 2VK and the sum of the right line AR added to the arch AE or ae, the area A shall be equal to the surface described by the arch ae about AB. But, if E be taken betwixt A and L; then, according as R is a mean proportional betwixt 2VK and the excess of the arch AE above AR, or betwixt 2VK and the sum of AE and AR, the area A is equal to the surface described by AE, or that which is described by ae. For, let Gt produced meet AR in r, and let Es meet LJ in d; and, since Rr is to DG as AR is to AD, or VA to VK, and DG is to Et as dE is to VE, it follows, that Rr is to Et as dE is to VK; and that VK is to DE as Et is to the difference of Rr and Et, but that VK is to De as Et is to the sum of Rr and Et. Therefore the fluxion of the surface described by AE is measured by a circle whose radius is a mean proportional betwixt 2VK and the difference of Rr and Et, and the fluxion of the surface described by the arch ae is measured by a circle whose radius is a mean proportional betwixt 2VK and the sum of Rr and Et. But Rr measures the fluxion of AR, and Et measures the fluxion of the arch AE or ae. Therefore, according as R is a mean proportional betwixt 2VK and the difference of AR and AE, or betwixt 2VK and the sum of AR and AE, the area A is equal to the surface described by the arch AE, or that which is described by ae. When E is upon the lesser arch subtended by the chord AB, the sum of the surfaces described by AE and ae is equal to the area of a circle
D d whose

whose radius is a mean proportional betwixt $2VK$ and $2AR$, or betwixt the diameter and $2AD$; but when E is betwixt A and L , the sum of the surfaces described by AE and ae is equal to a circle whose radius is a mean proportional betwixt $4VK$ and the arch AE . Let bB produced meet AR in M , and the surface described by the whole circumference of the circle, by revolving about the chord AB , is equal to a circle the radius of which is a mean proportional betwixt $4VK$ and the sum of the right line AM and arch ALa . The difference of the surfaces described by the arches $AabB$ and AEB is equal to a circle whose radius is a mean proportional betwixt $2VK$ and the whole

FIG. 77. circumference. When the axis AB does not meet the circle, let Ll be the diameter parallel to AB , and let LA, lB, VK, dD be perpendicular to the axis in A, B, K and D . Let E be in the upper, and e in the lower semicircle; and, according as the square of R is equal to the sum or difference of the rectangles contained by $2VK$ and the arch LE , and by $2VL$ and AD , the area A is equal to the surface described by LE , or that which is described by Le . The surface described by the arch ELa is equal to a circle the radius of which is a mean proportional betwixt this arch and $2VK$; and the surface described by the whole circumference is equal to a circle the radius of which is a mean proportional betwixt the circumference and $2VK$. When the axis AB touches the circle, this radius is a mean proportional betwixt the circumference and diameter.

FIG. 78. 233. **COR. III.** In general, let Ff be an arch of any curve n. 1, 2. line, let ab parallel to AB meet DE in d ; and the area of a circle whose radius is a mean proportional betwixt $2Dd$ and the arch Ff shall be equal to the sum of the surface described by the arch Ff revolving about the axis AB added to the surface described by the same arch revolving about ab , when the arch Ff is betwixt AB and ab , but equal to the difference of those surfaces when AB and ab are on the same side of the arch Ff ; because, in the former case, the rectangle contained by Dd and Et is equal to the sum of the rectangles DEt, dEt , and in the latter case it is equal to the difference of those rectangles: and therefore the sum of the fluxion of the surface described by FE about AB , added to the fluxion of the surface described by FE about



about ab in the former case, and the difference of those fluxions in the latter case, is equal to the fluxion of an area that is always equal to a circle whose radius is a mean proportional betwixt $2Dd$ and the arch FE : From which it follows, (by theor. 8.) that this circle is equal to the sum of the surfaces described by FE about AB and ab in the first case, and to their difference in the second case.

234. COR. IV. It follows from the last corollary, that, if **Fig. 79.** the axis ab meet the arch Ff in a , so that the part Fa be on the same side of ab with the axis AB , and af be on the opposite side of ab ; then a circle whose radius is a mean proportional betwixt $2Dd$ and the arch Ff shall be equal to the surface described by Ff about AB , added to the excess of the surface described by Fa about ab above that which is described by af about the same axis ab . Therefore, if the axis ab cut the arch Ff in such a manner in the point a , that the surfaces described by Fa , af (the parts of Ff that are on opposite sides of ab) about the axis ab be equal, then the surface described by Ff about AB shall be equal to a circle whose radius is a mean proportional betwixt $2Dd$ and the arch Ff . And, conversely, if the surface described by Ff about AB be equal to such a circle, the surfaces described by the parts of Ff that are on different sides of ab must be equal to each other.

235. COR. V. Let AB meet the arch Ff in A , so that the **Fig. 80.** surfaces described by FA , Af (the parts of Ff that are on different sides of AB) revolving about AB may be equal to each other; let ab perpendicular to AB meet the arch Ff in a , so that the surfaces described by Fa , af (the parts of Ff that are on different sides of ab) about ab may be also equal to each other; and let ab meet AB in C . Then, if the same arch Ff revolve about any axis CN that passes through this intersection C , the surfaces described by FN , Nf (the parts of Ff that are on different sides of this axis CN) shall be also equal to each other. For, let CN meet the arch Ff in N ; let K be any point given upon CN , and KI be perpendicular on AB in I . Let E be any point of the arch Ff , and let ED , EP , EM be perpendicular on KN , ab , AB in D , P and M respectively; and let EP (produced if necessary) meet KN in R . The right

D d 2

line

line ER is the difference of EP and PR when the point E is taken upon the arch FA or af , in the case represented by fig. 80. and ER is the sum of EP and PR when E is taken upon the arch Aa . But ED is always to ER as KI is to CK ; and, since PR is to CP (or EM) as CI is to KI , it follows, that the rectangle contained by CK and DE is equal to the difference or sum of the rectangle contained by KI and PE and that which is contained by CI and ME ; and, the fluxion of the arch AE being represented by $E\dot{x}$, the solid contained by CK and the rectangle $DE\dot{x}$ is equal to the difference or sum of the solid contained by KI and the rectangle $PE\dot{x}$ and that which is contained by CI and the rectangle $ME\dot{x}$, according as E is upon the arches Fa , af , or upon Aa . Hence the solid contained by CK and the surface described by the arch AE (or aE) revolving about the axis KN , is equal to the difference of the solid that is contained by KI and the surface described by AE (or aE) about ab and the solid contained by CI and the surface described by AE (or aE) about AB , when E is taken upon the arch FA or af , but to the sum of those solids when E is taken upon the arch Aa . Therefore the solid contained by CK and the surface described by the arch FN about the axis KN is equal to the difference of two solids, the first of which is that contained by KI and the difference of the surfaces described by Fa and aN about the axis ab , the second is the solid contained by CI and the difference of the surfaces described by FA and AN about the axis AB . And, in like manner, the solid contained by CK and the surface described by the arch Nf about KN is equal to the excess of the solid contained by KI and the surface described by Nf about ab above the solid contained by CI and the surface described by Nf about AB . But it follows from the supposition, that the difference of the surfaces described by the arches Fa and aN about ab is equal to the surface described by the arch Nf about the same axis ab ; and that the difference of the surfaces described by FA and AN about AB is equal to the surface described by Nf about AB . Therefore the surfaces described by the arches FN , Nf about the axis KN are equal to each other when the surfaces described by FA and Af about AB are equal, and the surfaces described by Fa and af about ab are equal.

qual at the same time. This demonstration is easily applied to the other cases that are not represented in fig. 80.

236. COR. VI. It follows from what has been demonstrated, that, any arch Ff being given, there is a certain point C in the plane of this arch, through which any right line KN being drawn meeting the arch in N , the surfaces described by FN , Nf (the parts of the arch that are on opposite sides of KN) revolving about the axis KN are always equal to each other. This point is called the *center of Gravity* of the arch, (because, if it be supposed to consist of matter that is acted upon by an uniform gravity in parallel lines, the *momentum* of the part FN about any axis KN that passes through C is equal to the *momentum* of the part Nf about the same axis, as we may have occasion to shew afterwards;) and it follows from the two last corollaries, that the surface described by the arch Ff revolving about kn , perpendicular to any line Cc drawn through C , is equal to the area of a circle whose radius is a mean proportional betwixt $2Cc$ and the arch Ff when kn does not cut the arch Ff ; but the difference of the surfaces described by the parts of the arch Ff that are on opposite sides of kn is equal to that circle when kn cuts the arch Ff . The area of such a circle is equal to the rectangle contained by the arch Ff and the circumference of the circle described by the point C when the figure is supposed to revolve about kn ; and therefore this corollary agrees with the celebrated theorem commonly ascribed to GULDINUS.

237. COR. VIII. Hence the distance of the point C from any right line kn is determined, when the length of the arch Ff and the surface described by this arch revolving about kn are given. For a third proportional to the length of the arch Ff and the radius of a circle that is equal to that surface shall be double of the distance of C from kn . Thus, because the surface described by the arch AEB , revolving about the diameter Ll parallel to the chord AB , is equal to the area of a circle whose radius is a mean proportional betwixt the diameter Ll and chord AB , it follows, that the distance of the center of gravity of the arch AEB from the center of the circle is to the radius as the chord AB is to the arch AEB . FIG 76.

C H A P.

C H A P. IX.

Of the greatest and least Ordinates, of the points of contrary Flexion and Reflexion of various kinds, and of other affections of Curves that are defined by a common or by a fluxional Equation.

238. **T**HERE are hardly any speculations in Geometry more useful or more entertaining * than those which relate to the *Maxima* and *Minima*. Several propositions of this nature are to be found in the writings of the ancient Geometricians; but they do not seem to have had a general method for resolving problems of this kind. Amongst the various improvements that began to appear in the higher parts of Geometry about a hundred years ago, Mr. de FERMAT proposed a method for finding the *maxima* and *minima*. How the methods that were then invented for the mensuration of figures and drawing tangents to curves are comprehended and improved by the method of Fluxions, may be understood from what has been already demonstrated. A general way of resolving questions concerning the *maxima* and *minima* is also derived from it, that is so easy and expeditious in the most common cases, and is so successful when the question is of a higher degree, where the difficulty is greater, and other methods fail us, that this is justly esteemed one of the most admirable applications of Fluxions.

239. When the nature of a variable quantity is such, that it either increases continually without end, or decreases till it vanishes, its greatest or least magnitude is not assignable; and there is no place for enquiries of this nature. But, when there is a certain limit which the increase or decrease of the variable quantity cannot pass, and the term is assignable when it arrives at this limit; or, more generally, when for some time the variable quantity first increases till a certain assignable term, and then

* Apoll. Perg. Conic. lib. 5. præf.

decreases,

decreases, or first decreases till such a term and then increases : its magnitude at that term is considered as a *maximum*, or *minimum*, without regard to its variations in other parts of the time.

240. In the problems of this kind of the first degree, the variable quantity is represented by an ordinate of a curve the nature of which is supposed to be defined by what is given concerning the variable quantity. A curve line either returns into itself, or may be continued without end; and therefore there are always two branches of the curve that proceed from any point that is assignable in it. The ordinate from a point of the curve is a *maximum*, or *minimum*, when it is greater or less than the ordinates which may be drawn from the parts of either branch of the curve adjoining to that point. When the curve is continued immediately from that point on both sides of the ordinate, we shall call the ordinate a *maximum* or *minimum* of the *first kind*, but of the *second kind* when the curve is reflected from that ordinate and both the branches of the curve are on the same side of it. Sometimes three or more branches of a curve proceed from the same point; but the ordinate in that case is only to be compared with the ordinates from these two branches that are to be considered, according to the nature of the curve, as the immediate continuation of each other. FIG. 81. & 82. FIG. 83.

241. The writers on this subject do not always agree as to the extent of the problems they comprehend under this class. Some * have proposed to comprehend under the *maxima* and *minima* the greatest or least ordinates that can be drawn from the part of the curve that is convex towards the base, or from that which is concave towards the base, though the ordinates from the adjoining parts of the succeeding branch of the curve may be greater or less than that ordinate. Others, who exclude that case, seem also to exclude the greatest or least ordinate when it passes through a point where the curvature is not continued, that is, a point of *Reflexion*, or *Cuspis*. Others comprehend the ordinate from a cuspis when the two branches of the curve that proceed from it are on different sides of the ordinate, but exclude such an ordinate when the two branches of

* Descartes's letters, tom. 3. let. 60.

the

the curve that proceed from the cuspis are on the same side of the ordinate, because those branches (or at least the adjoining parts of each) are over the same base. But it seems to be more consistent, to include all ordinates that are greater, or less, than those from the adjoining parts of either branch of the curve ;

FIG. 83. the rather, that in the latter case one of the branches of the curve, after being reflected from the ordinate, often returns to it again, and after cutting it, proceeds on the other side, so that one or more ordinates may correspond to any assignable base. However, since it has been more usual to exclude this case, we have distinguished the greatest and least ordinates into two kinds in the preceding article, to prevent mistakes.

FIG. 81. 242. When an arch of a curve has its concavity turned one way, and there is a point in this arch where the tangent becomes parallel to the base, the greatest or least ordinate passes through that point. It is greater or less than those from the adjoining parts of the arch on either side, according as the arch is concave or convex towards the base. Supposing the base to increase, the ordinate in the former case first increases and then decreases, and in the latter case the ordinate first decreases and then increases. In both cases, the motion with which the base flows (or its fluxion) being given, the motion with which the ordinate flows (or its fluxion) first decreases and then increases, by the 7th lemma : And this motion, or the fluxion of the ordinate, vanishes when the tangent becomes parallel to the base. For, EI (fig. 47. & 50.) being supposed to measure the fluxion of the base, IT which measures the fluxion of the ordinate (by prop. 14.) vanishes when the tangent ET becomes parallel to the base and coincides with EI. Therefore the greatest and least ordinates are discovered in such cases, (which are those that most commonly occur in the resolution of problems,) by enquiring when the fluxion of the curve becomes equal to the fluxion of the base, or when the fluxion of the ordinate vanishes the fluxion of the base being given. In this case however the curve must be continued on both sides of the ordinate : for, if the curve be reflected from the ordinate DE, then the point E is a cuspis, and the ordinate DE is neither a *maximum* nor *minimum* when the arches CE, EH have their convexity towards

wards each other; and it is a *maximum* or *minimum* of the se-
cond kind when those branches are on the same side of the tan-
gent at E, the convexity of one branch being towards the con-
cavity of the other.

243. The arch being supposed to have its concavity turned
one way, and the tangent at E being supposed parallel to the
base, if the arch meet the base we may conclude that DE is a
maximum; but if the arch be of that kind which may be con-
tinued above the base without end, DE is a *minimum*. The
greatest and least ordinates are distinguished from each other
more generally, by comparing them with the ordinates from
the adjoining parts of the curve; or by supposing the base AP
to increase, and observing whether the fluxion of the ordi-
nate PM is positive before the point P comes to D and becomes
negative after P passes D, or is first negative and then becomes
positive, the ordinate being itself considered as positive: It is
a *maximum* in the former, and a *minimum* in the latter case.

244. In the application of this rule for finding the greatest
and least ordinates, it must be observed, that the ratio of the
fluxion of the ordinate to the fluxion of the base may be some-
times represented by the ratio of two quantities which at cer-
tain terms may both vanish together: but it does not follow,
that in such cases the tangent becomes parallel to the base, or
that the ordinate is a *maximum* or *minimum*; for the ratio of
those fluxions may be represented in such cases by that of other
finite and assignable quantities. When two or more branches
of the curve are over the same part of the base, the ordinate must
arise to two or more dimensions in the equation of the curve.
The fluxion of the base being given, the fluxion of the ordinate
is at least twofold; and when the ordinate passes through a point
where two or more branches of the curve intersect each other,
we are to expect, that though the base and ordinate be both gi-
ven, the fluxion of the ordinate will arise to two or more di-
mensions in the general equation by which it is to be determi-
ned. But if the general equation of the curve can be resolved
into these particular equations which belong to the different
branches of the curve from which the general equation is com-
pounded, then the fluxion of each ordinate may be determined

E e

from

from the fluxion of the equation of each branch. But we may have occasion to illustrate this further afterwards.

FIG. 82. 245. When the fluxion of the curve coincides with the fluxion of the ordinate, the tangent becomes perpendicular to the base, and coincides with the ordinate. In this case, if EC, EH the two branches of the curve form a cuspis at E, being on different sides of the ordinate DE, then is DE a *maximum* or *minimum* according as those branches have their convexity or concavity towards the base. The *maxima* and *minima* of this sort are discovered, by enquiring when the fluxion of the curve becomes equal to the fluxion of the ordinate, or (which is the same thing) when the fluxion of the base vanishes the fluxion of the ordinate being given. In this case also it is necessary, that the curve be continued immediately from E on both sides of the ordinate DE; for if the two branches EC, EH be on the same side of DE, the ordinate is either no *maximum* nor *minimum*, or is one of the second kind.

246. These are the two rules that are commonly given for determining the *maxima* and *minima* of the first kind. But there is still another limitation besides those already mentioned, without which these rules may lead us into error. For we are not always to conclude that the ordinate DE is a *maximum* or *minimum*, either when the fluxion of the ordinate vanishes the fluxion of the base being given, or when the fluxion of the base vanishes the fluxion of the ordinate being given, though the curve be continued immediately on both sides of the ordinate: In the former case the tangent at E is parallel, in the latter perpendicular to the base; but E may be a point of contrary flexion, so that the ordinates on one side of DE may be greater than DE, and those on the other side less than it; and there may be no *maximum* nor *minimum* perhaps from the whole curve. In any curve that has a point of contrary flexion, the ordinate discovered by those rules is not a *maximum* or *minimum* if the base be parallel or perpendicular to the tangent at that point. The rules which are given for finding the points of contrary flexure are liable to exceptions of the same nature for a similar reason. In order to set these rules and the necessary exceptions in a clear light, it will be of use to premise the following proposition.

P R O P.

P R O P. XX.

247. *Let the ordinate DE of the curve AEH meet the curve Feh in e, and the rectangle EG contained by DE and a given right line DG be always equal to the area ADeF; then, the rectangle DeLG being completed, ET the tangent of the curve AEH at E shall be parallel to the diagonal DL. And, conversely, EK being equal and parallel to DG, if KT parallel to DE meet the tangent ET in E, and, De being taken always equal to KT, if the curve HEC meet the base in A, the area ADeF shall be equal to the rectangle EG.* FIG 86.

The fluxion of the base AD being represented by the given right line DG or EK, the fluxion of the ordinate DE is represented by KT, by prop. 14. and the fluxion of the area ADeF by the rectangle eG, by prop. 3. The rectangle EG is always equal to the area ADeF by the supposition; and the fluxion of EG is equal to the fluxion of the area ADeF, by art. 18. that is, the rectangle contained by KT and DG is equal to eG, and KT is equal to De or GL. Therefore the tangent ET is parallel to DL.

248. And, conversely, the right line DG or EK being given, if upon the ordinate DE a right line De be taken always equal to KT, the rectangle eG shall be always equal to the rectangle contained by KT and DG; that is, the fluxion of the area ADeF shall be always equal to the fluxion of the rectangle EG; and, by theor. 4. the fluents generated in the same time being equal, it follows, that since the curve CEH is supposed to pass through A, and the point E sets out from A when e sets out from F and the right line De from AF, the area ADeF must be equal to the rectangle EG. The analogy there is betwixt the inverse method of tangents and the quadrature of curvilinear figures appears from this proposition.

249. It may be of use for illustrating this doctrine, to demon-

strate in the following manner, (which is independent of the method of fluxions,) that if the rectangle EG be always equal to the area $ADeF$, then ET parallel to DL shall be the tangent of the arch EH at E . For, let any ordinate PM meet the arches EH , eb , the right lines EK , eL parallel to the base, and ET parallel to DL , in the points M , N , V , S and R respectively. Then, since the rectangle contained by VR and DG is to the rectangle contained by KT and DG as VR is to KT , or DP to DG , or as the rectangle eP is to eG ; and the rectangle contained by KT and DG is equal to eG ; it follows, that the rectangle contained by VR and DG is equal to the rectangle eP . But by the supposition the rectangle contained by PM and DG is equal to the area $APNF$; and the rectangle contained by DE and DG is equal to the area $ADeF$: therefore the rectangle contained by VM and DG is equal to the area $DPNe$; and VM is to VR as the area $DPNe$ is to the rectangle eP . But when the ordinates from the arch eb increase while the base increases, the area $DPNe$ always exceeds the rectangle eP . Therefore in this case VM is always greater than VR , and the arch EH is all above the right line ET , the point E only excepted. Nor can any right line be drawn through E within the angle of contact HET . For, since KH is to KT (or GL) as the area $DGbe$ is to the rectangle eG , and therefore in a less ratio than Gb is to GL , it follows, that KH is less than Gb . Therefore, Q being any point betwixt T and H , if DO be taken equal to KQ , it shall be less than Gb , and a right line through O parallel to the base shall meet the arch eb in some point betwixt e and b . Let this point be N , and let the ordinate PN meet the arch EH and the right lines EQ , EK , eL in the points M , Z , K and S . Then, since the rectangle contained by KQ and DG is to the rectangle contained by VZ and DG as KQ is to VZ , or DG to DP , or as the rectangle OG is to OP , it follows, that the rectangle contained by VZ and DG is equal to OP , and that VZ is to VM as the rectangle OP is to the area $DPNe$. Therefore VZ is greater than VM , and the right line EQ does not pass through the angle of contact HET , but cuts the arch EH in some point betwixt M and H . From which it follows, by art. 181. that ET is the tangent of the arch EH at E .

250. In.

250. In the same manner, if any ordinate pn meet the arches ce , CE and the right lines Et , Ek , el (which are the right lines TE , KE , Le continued beyond E and e) in n , m , r , v and s , vm shall be to vr as the area $Dpne$ is to the rectangle ep ; and therefore, when the ordinates from ce increase while the base increases, the arch EC is all above Et , the point E excepted. In the same manner, kC is greater than Bc , (the rectangle contained by kC and DG being equal to the area $DBce$ which exceeds the rectangle contained by Bc and DG ;) and kt being equal to KT or De , if q be any point betwixt C and t , and Do be taken equal to kq , a parallel to the base through o shall meet the arch ce in some point betwixt c and e . Let that point be n , and let the ordinate pn meet Eq in z ; then, since kq (or Do) is to vz as DB is to Dp , or as the rectangle oB is to op , it follows, that the rectangle contained by vz and DG is equal to the rectangle op , and that vz is to vm as op is to the area $Dpne$. Therefore vz is less than vm ; and, since kC is less than kQ , the right line Eq does not pass through the angle of contact CEt , but intersects the arch EH in some point betwixt m and C . Therefore Et , which is the right line ET continued, is the tangent of the arch EC which is the continuation of the arch HE . Because the tangent tT is betwixt the curve CEH and the base in this case, it appears, that when the ordinates from the arch ceb increase, (the base AP being supposed to increase,) the arch CEH is convex towards the base.

251. When the ordinates from the arch ceb decrease while the base increases, the rectangle eP exceeds the area $DPNe$, and the rectangle ep is less than the area $Dpne$. Therefore VR is greater than VM , and vr less than vm ; so that the whole arch HEC is below the right line TEt , the point E excepted: And it is shewn in the same manner as in the preceding case, that no right line can be drawn through the angles of contact HET , CEt . Therefore, in this case, the right line Tt is the tangent at E , and the arch CEH is concave towards the base. In both cases the curve CEH passes through A , because when AP vanishes, the rectangle contained by PM and DG (which is supposed to be always equal to the area $APNe$) vanishes; and if Ab be taken towards G equal to DG , and the rectangle AbF be

be completed, the diagonal Af shall be the tangent at A .

FIG. 86. 252. COR. I. Let Zez the tangent of the arch ceb at e meet Gb and Bc in Z and z , and let the ordinates from Bc to Gb increase continually; then, if the arch ceb be convex towards the base, TH which subtends the angle of contact HET shall be less than one half of Lb , but greater than one half of LZ . For the rectangle contained by TH and DG is equal to the area eLb which is less than the triangle eLb , or one half of the rectangle contained by DG and Lb , but is greater than the triangle eLZ , or one half of the rectangle contained by DG and LZ . Therefore TH is less than one half of Lb , but greater than one half of LZ . In the same manner it appears, that tC is less than one half of lz , but greater than one half of lc .

FIG. 87. 253. COR. II. When the arch ceb is concave towards the base, TH is less than one half of LZ , but greater than one half of Lb . For, in this case, the area eLb is less than the triangle eLZ , but greater than the triangle eLb . In like manner tC is in this case less than one half of lc , but greater than one half of lz .

254. COR. III. When ceb is a right line and coincides with zeZ , CEH is an arch of a parabola that has its axis perpendicular to the base AG . In this case TH and tC are each equal to one half of LZ which measures the fluxion of De (by prop. 14) or the second fluxion of DE , the fluxion of the base being represented by DG . While the base AD acquires the augment DG , the ordinate DE acquires the augment KH equal to the sum of KT and TH ; and in this case the first fluxion of the ordinate is represented by KT , and its second fluxion by $2TH$, or the sum of TH and tC . But when ceb is convex towards the base, and, the base being supposed to flow uniformly, its fluxion is represented by DG , the right line TH is greater than one half of LZ which measures the second fluxion of the ordinate DE , but less than one half of Lb which measures the increase of the fluxion of the ordinate that is generated in the same time in which the base acquires the augment DG . When the arch ceb is concave towards the base, TH (which subtends the angle of contact HET) is less than one half of the right line that measures the second fluxion of DE , but greater than one half of the right line that measures the increase of the fluxion

xion of DE. In the first case, when ceb is a right line, the motion with which DE flows is uniformly accelerated. When ceb is convex towards the base, the acceleration of that motion increases; and when ceb is concave towards the base, its acceleration decreases continually.

255. COR. IV. When the curve Acb is a parabola that has its FIG. 88.
 axis perpendicular to the base AG, KH the increment of DE may be distinguished into three parts, KT, TQ and QH, so that the rectangle contained by those parts and DG may be respectively equal to the rectangle eG , the triangle eLZ , and the area eZb . The part KT is equal to De , and measures the first fluxion of DE; the part TQ is equal to one half of LZ, which measures the second fluxion of DE, (by cor. 3.) and the part QH is equal to one third part of Zb , (that measures one half of the fluxion of LZ,) and therefore measures one sixth part of the third fluxion of DE. For it follows from what was shewn in the Introduction (pag. 27.) after ARCHIMEDES, that the area eZb is one third part of the rectangle contained by Zb and DG: And it may be easily deduced from the 8th proposition; for let PM meet the arch eb in N, and its tangent eZ in u ; and uN shall be to Zb as the square of DP is to the square of DG. Therefore, the point D and the right lines DG, Zb being given, but supposing DP to flow, and DG, DP, X and Y to be in continued proportion, it will follow from the eighth proposition, that one third part of the fluxion of Y shall be to the fluxion of DP as Y is to DP, or as the square of DP is to the square of DG, and therefore as uN is to Zb ; so that the rectangle contained by uN and the right line which measures the fluxion of DP is equal to one third part of the rectangle contained by Zb and the right line which measures the fluxion of Y. Therefore the area eUN is equal to one third part of the rectangle contained by Zb and Y, or (because Zb is to uN as DP is to Y) of the rectangle contained by uN and DP; and the area eZb is equal to one third part of the rectangle contained by Zb and DG. In the same manner it is shewn, that the area ERM is equal to one fourth part of the rectangle contained by RM and DP; and the continuation of these theorems is obvious from the same eighth proposition. From which it follows,

lows, that when the fluxions of all orders of the ordinate DE increase, we approximate continually to the value of KH, the increment of the ordinate that is generated in the same time the base acquires the augment DG, by adding continually together the right line that measures the first fluxion of DE, while DG measures the fluxion of the base, $\frac{1}{2}$ of that which measures the second fluxion of the ordinate, $\frac{1}{3}$ of that which measures its third fluxion, $\frac{1}{4}$ of that which measures its fourth fluxion, and so on, the denominators of those fractions being the products of the numbers 1, 2, 3, 4, 5, &c. in their natural order. But when any fluxion decreases, the succeeding fluxion is to be considered as negative, and the fraction which involves it is to be subducted. These corollaries illustrate what was shewn of second and third fluxions near the end of the first and fourth chapters.

FIG. 89. 256. Let any point E be given in the curve CEH; let KEk be a right line parallel to the base AD, PM an ordinate meeting EK in V and the curve *ceb* in N, and the rectangle contained by VM and the given right line DG be always equal to the area DPNe. Suppose the points P and M to move from D and E; and, when AP increases and PN is above the base AP, let VM be taken upon PV produced beyond V: then, when AP decreases, if PN be still above the base, or when AP increases if PN be below the base, VM is to be taken upon VP from V towards P; but if AP decrease and PN be below the base, VM is to be taken upon PV produced beyond V.

FIG. 90. 257. When the point *e* in the curve Fcb falls on the base and coincides with D, DL coincides with DG, the tangent tET coincides with kEK and becomes parallel to the base. In this case, if the curve Fcb, after meeting the base AD, be continued on the other side of AD and on the other side of the perpendicular DE, then is DE a *maximum*; for, by the last article, P being taken on either side of D, VM is to be taken from V towards P. When PM meets the curve Fcb below the base in N and the curve CEH above it in M, the rectangle contained by VM and DG being equal to the area DPN, it follows, that the rectangle contained by PM and DG is equal to the excess of the area ADF above the area DPN, and that
PM

PM vanishes when those areas become equal. If the curve FDN return towards the base, and after cutting it again in d be continued on the opposite side of the base and of the perpendicular de , then de the ordinate of the curve AEM at d is a *maximum* or *minimum* according as it meets the curve above or below the base. In the same manner, if the curve NF continued beyond F meet the base in a , and proceed from a below the base on the other side of the perpendicular at a , the curve MEA shall be continued from A below the base, and its ordinate at a shall be a *maximum*.

258. By the 256th article, the form of the arch ceb being given, we discover the form of the arch CEH. Suppose now the form of the arch CEH to be known, and that of ceb to be required. Let E be any point in the arch CEH, and suppose that De is taken above the base when KT is upon GK produced beyond K. Then, if the tangent ET meet GK in T betwixt G and K, or Bk produced beyond k in t , the ordinate De is to be taken upon ED produced beyond D below the base; but when ET meets Bk in t betwixt B and k , De is to be taken above the base. FIG. 89.

259. From this the converse of the 257th article is manifest: FIG. 90. That when the ordinate DE is a *maximum* or *minimum* of the first kind, and the tangent at E is parallel to the base, the arches ec , eb of the curve ceb must be continued from e (which coincides with D in this case) on different sides of the base AD and of the perpendicular at D. For, while the point M describes the arches CE, EH, the ordinate PN of the curve ceb must be taken on different sides of the base.

260. But when the curve FND, after meeting the base in D, FIG. 91. is continued on the opposite side of DE, but on the same side of the base as before, then the ordinate DE is not a *maximum* or *minimum*, though PN which measures the fluxion of the ordinate vanishes when P comes to D. For, while N describes the archs cD and Db , the right line VM is to be taken on different sides of kK , which is parallel to the base. Therefore DE is not a *maximum* or *minimum*, but E is a point of contrary flexure, whether the arch cDb touch the base in D, or form a cuspis there. It is manifest, conversely, from art. 258. that, when E
F f is

is a point of contrary flexure and the tangent at E is parallel to the base, the arch *cb*, after meeting the base in D, is continued on the same side of the base; because the ordinates from BC to GH increase or decrease continually: and, MI being equal and parallel to DG, if IT parallel to DE meet the tangent at M in t, the right line It is on the same side of MI while M describes the arches CE and EH.

P R O P. XXI.

261. *The fluxion of the base being given, and the curve being continued on both sides of the ordinate, when the first fluxion of the ordinate and its fluxions of any number of subsequent successive orders vanish, the ordinate is a maximum or minimum, or passes through a point of contrary flexure, according as that number is even or odd.*

FIG. 90. & 91. The curve being continued on both sides of the ordinate, and the fluxion of the base being given, let the first fluxion of the ordinate DE vanish; then, if the number of its subsequent successive fluxions that vanish be 0, 2, 4, or any even number, the ordinate DE shall be a *maximum* or *minimum*; but if that number be 1, 3, 5, or any odd number, E shall be a point of contrary flexure. First, let the curve *cb* cut the base in D in any assignable angle, and be continued from D on opposite sides of the base and ordinate. In this case DE is a *maximum* or *minimum* by art. 257. and the first fluxion of DE vanishes, but the second fluxion does not vanish. In the next place, let the arch CH be substituted in place of *cb*, and a new curve be derived from CH in the same manner that CH was derived from *cb*: Then DE shall meet this third curve in a point of contrary flexure, by art. 260. and the first and second fluxions of the ordinate of this curve vanish. If this third curve be substituted for *cb*, and a fourth be derived from it in the same manner, the ordinate of this fourth curve at D shall be a *maximum* or *minimum*, and its first, second and third fluxions, vanish.

Fig. 78. N. 1.

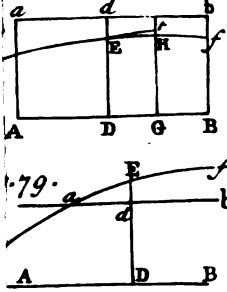


Fig. 80.

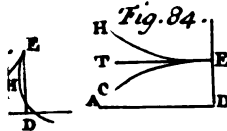
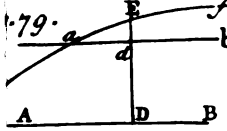
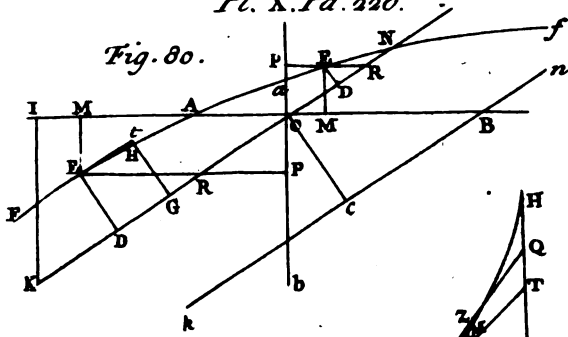


Fig. 85.

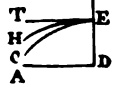


Fig. 86 N. 1.

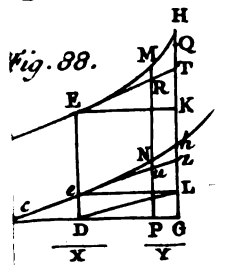
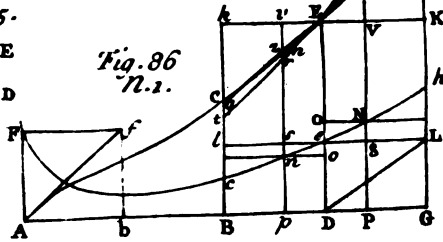


Fig. 87.

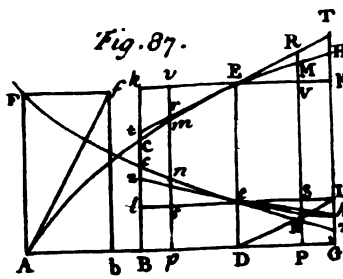


Fig. 86 N. 2.

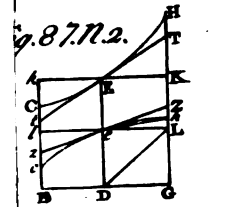
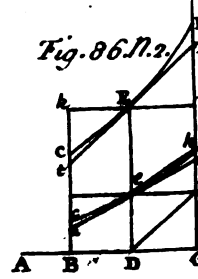


Fig. 90.

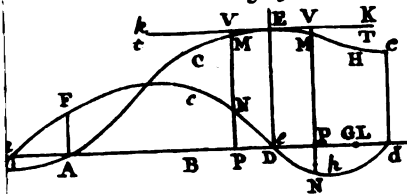
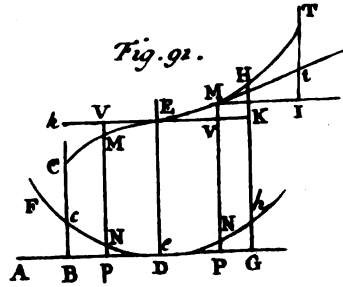


Fig. 91.



nish. This series of curves being continued, it is manifest that DE shall be a *maximum* or *minimum*, and pass through a point of contrary flexure, alternately; the number of fluxions of successive orders (not including the first fluxion) that vanish being alternately an even and an odd number.

262. When De is an asymptote of the curve FcN , there are FIG. 92. always two branches of the curve, as cN, bN , which approach to the asymptote when they are produced. If the area bounded by the base AD , the ordinate AF , the asymptote De and the curve FcN , is always less than a certain finite space to which that area continually approaches while the curve and its asymptote are produced, so that their difference may become less than any assignable space; and if the two branches cN, bN proceed along the asymptote on different sides of it and in different directions, then the ordinate DE is a *maximum* or *minimum* such as was described in art. 245. When those branches ap- FIG. 93. proach to the asymptote on different sides of it, but proceed along it with the same direction, E is a point of contrary flexure, and DE is not a *maximum* or *minimum*. In both cases, the tangent at E is perpendicular to the base, and the fluxion of the base vanishes, when compared with the fluxion of the ordinate; but it is only in the former case, when the fluxion of the ordinate is positive on one side of DE and negative on the other side of it, that DE is a *maximum* or *minimum*. We have often observed, that the fluxion of a quantity is considered as positive when the quantity increases, but as negative when it decreases: And these fluxions are represented by right lines that stand on opposite sides of the base, the contrary positions of which answer to the opposite affections of the fluxions. It is common to the *maxima* and *minima* described in the 242d and 245th articles, that, the fluxion of the base AP being positive, the fluxion of the ordinate PM is positive on one side of DE and negative on the other: But in the former it vanishes when PM coincides with DE ; and in the latter it is said to become infinitely great in that case, as the ordinate of a curve is said to become infinitely great when it coincides with an asymptote. And it is said in general, that a quantity that is positive becomes negative, either by decreasing and passing by nothing, or by in-

FIG. 94. creasing and passing by infinity : As, if we suppose a right line FQ revolving about a given point F always to intersect the right line Oo in P, and FA to be perpendicular to Oo in A, the right line AP, being first considered as positive, becomes negative by decreasing and passing by nothing, when FQ being supposed to move from FO towards Fo, the intersection P passes through A to the other side of A ; but AP is said to become negative by increasing and passing by infinity, when FQ moves in a contrary direction, and, after becoming parallel to Oo, meets it again on the other side of A. It is usual to explain analogies betwixt figures in the common doctrine of curve lines in this manner, and it is often of use in transferring readily the properties of one curve to another that is under the same *genus*. Thus authors explain how the ellipse is transformed into a parabola, and thence into an hyperbola. But, lest conceptions or expressions of this kind should be excepted against, we have endeavoured to avoid them.

P R O P. XXII.

263. *The ordinate meets the curve in a point of contrary flexure when its fluxion is a maximum or minimum, the fluxion of the base being given and the curve being continued on both sides of the ordinate.*

FIG. 95. Resuming the construction of the 249th and 251st articles, it follows from what was demonstrated there, that, when the ordinates of the arch *ce* increase from *Bc* to *De*, the arch *CE* is convex towards the base, and that when the ordinates from *De* to *Gb* decrease, the arch *EH* is concave towards the base ; that is, when *De* is a *maximum*, and the arches *ce*, *eb* are on different sides of *De*, the point *E* is a point of contrary flexure. But *De* represents the fluxion of the ordinate *DE*, the fluxion of the base being represented by the given right line *DG*. Therefore, when the fluxion of the ordinate is a *maximum*, and the curve is continued from the ordinate on both sides, it meets the curve

FIG. 96. in a point of contrary flexure. In like manner, when the ordinates from the arch *ce* decrease and those from *eb* increase, (that

(that is, when De is a *minimum*,) the arch CE is concave and the arch EH is convex towards the base, by what was shewn in the 249th and 251st articles. Therefore, when the fluxion of the ordinate is a *minimum*, the fluxion of the base being given and the curve being continued from the ordinate on both sides, the ordinate meets the curve in a point of contrary flexure.

264. The proposition appears also from the converse of the **FIG 95** 7th lemma, art. 184. For, if we suppose the fluxion of the ordinate DE to be a *maximum*, the fluxion of the ordinate PM must increase while M describes CE , and decrease while M describes EH . Therefore, by the converse of the 7th lemma, if PM increases while M describes CEH , the arch CE must be convex and EH concave towards the base; so that E must be a point of contrary flexure. If PM decrease while M de- **FIG. 96.** scribes CEH , the arch CE must be concave and the arch EH convex towards the base, and E a point of contrary flexure. In the same manner, when the fluxion of DE is a *minimum*, it appears that E is a point of the same kind. We do not comprehend under the *maxima* or *minima* quantities that vanish, or such as are supposed to exceed all assignable magnitude.

265. **COR. I.** As there are various kinds of *maxima* and *minima*, so there are various kinds of points of contrary flexure. As in the most common cases, the ordinate is a *maximum* or *minimum* when its fluxion vanishes, the fluxion of the base being given; so, when the second fluxion of the ordinate vanishes, the ordinate most commonly passes through a point of contrary flexure. But this is not universally true though the curve be continued on both sides of that ordinate. For, when the tangent of the curve ceb at e becomes parallel to the base, the second fluxion of DE , or the first fluxion of De , vanishes, the fluxion of the base being given; but in this case e may be a **FIG. 97.** point of contrary flexure, (art. 260.) and, De (which measures the fluxion of DE) not being a *maximum* or *minimum*, the point E is not a point of contrary flexure, but the whole arch CEH has its concavity turned the same way.

266. **COR. II.** In general, whether the first fluxion of the **FIG. 95.** ordinate vanish or not, the point E is a point of contrary fle- **96. 85.** xure when the number of the subsequent successive orders of flu- **97.** xions

xions of DE that vanish is an odd number, if the curve be continued from the ordinate on both sides; but E is not a point of contrary flexure, and the whole arch CEH has its concavity turned the same way when that number is even; for in the former case *De* is a *maximum* or *minimum*, and in the latter case *e* is a point of contrary flexure, by art. 261.

267. When *De* or the fluxion of the ordinate DE is such a *maximum* or *minimum* as was described in the 245th and 262d articles, E is a point of contrary flexure, and, the tangent at *e* being perpendicular to the base, the right line that measures the fluxion of the base vanishes in this case when that which measures the fluxion of *De*, or the second fluxion of DE, is given. But it does not follow, conversely, that when this happens, E is always a point of contrary flexure, although the curve be continued on both sides of the ordinate DE. For, if *e* itself be

FIG. 98. a point of contrary flexure in the curve FN, then, though the tangent at *e* be perpendicular to the base, *De* is not a *maximum* or *minimum*, and E in the curve CEH is not a point of contrary flexure; but the whole arch CH has its convexity or concavity towards the base, according as the ordinates of the arch *cb* continually increase or decrease from Bc to Gb.

268. Hitherto we have supposed the two arches CE and EH to be on different sides of DE. When these arches are on the same side of DE and have a tangent at E different from DE, then

FIG. 99. E is a point of reflexion, or cuspis. The celebrated author of & 101. the *Analyse des infiniment petits* distinguishes those points into two kinds; the point E is a cuspis of the first kind when the arches EC, EH have their convexity towards each other, but of the second kind when the convexity of the one is towards the concavity of the other.

269. Let the arch *cb* meet the base in D, the points D and *e* being supposed to coincide; and let the arches *ce*, *eb* be on different sides of the base, but on the same side of DE. Then, whether the arches *ce*, *eb* be perpendicular to the base and form one continued arch *cb*, or touch the base and form a cuspis of

FIG. 99. the first kind at *e*, the point E is a cuspis of the first kind. For, n. 1. & when PN is above the base, VM is to be taken upon VP from
2. V towards P, and when PN is below the base, VM is to be taken
taken

taken upon PV produced beyond V, by art. 256. And, conversely, when E is a cuspis of the first kind, if the tangent at E be parallel to the base, when the base AP increases the ordinate from one of the arches CE, HE increases and the ordinate from the other decreases. The fluxion of one of the ordinates is positive and the fluxion of the other is negative; so that the right lines which represent these fluxions must be taken on opposite sides of the base; and *ce*, *eb* must either form a continued arch *cb*, or a cuspis of the first kind at *e*. In both cases the first fluxion of DE vanishes; and in the former, the fluxion of *De*, or the second fluxion of DE, being given, the fluxion of the base vanishes: In the latter case, the second fluxion of DE vanishes as well as the first fluxion, and, the third fluxion of DE being compared with the fluxion of the base, the one vanishes when the other is given. In general, when E is a cuspis of the first kind and the tangent at E is parallel to the base, the fluxions of DE of any number of successive orders may vanish the fluxion of the base being given; but the fluxion of the next order to those that vanish cannot be to the fluxion of the base in any assignable ratio, and is said (according to the usual language on this subject) to become infinitely great, in the same sense as the ordinate of a curve is commonly said to become infinite when it is supposed to coincide with an asymptote.

P R O P. XXIII.

270. *The arches ce, eb being on the same side of De, FIG. 100. the point E is a cuspis of the first kind when ceb is a continued arch, but of the second kind when e is a cuspis of the first kind and the tangent at e is oblique to De, or when e is itself a cuspis of the second kind.*

Case 1. When *ceb* is a continued arch and touches the ordinate *De*, VM is to be taken upon VP from V towards P both when N describes the part *ce* and the part *eb*, by art. 256. The right line Et parallel to DL is the tangent of both the branches.
CE.

CE and EH, by prop. 20. Therefore the point E is a cuspis. The areas DecB, DelB, DebB are respectively equal to the rectangles contained by the right lines KC, Kt, KH and the given right line DG. Therefore KC is less than Kt, and Kt less than KH; so that the tangent Et must pass betwixt the arches EC, EH; and, these arches being therefore convex towards each other, E is a cuspis of the first kind.

FIG. 101. 271. *Case 2.* Let e be a cuspis of the first kind, and if the tangent at e be not parallel to the base, the point E shall be a cuspis of the second kind. For let the perpendicular at P meet the arches ce , eb , CE, EH in the points n , N, m and M, the tangent Et in R, and EK, el parallel to the base in V and S. Then, by art. 256. the right lines VM, Vm are to be taken from V towards P when N describes ce or n describes eb . The rectangles contained by VM, Vm and VR, and by the given right line DG, are respectively equal to the areas DeNP, DenP and DeSP; and the areas DeNP, DenP are either both less or both greater than DeSP. Therefore VM, Vm are both less or both greater than VR, the arches EM, Em are on the same side of the tangent Et, and, consequently, E is a cuspis of the second kind.

272. *Case 3.* When e is a cuspis of the second kind, it appears in the same manner that the arches EM, Em are on the same side of the tangent Et, and therefore E is a cuspis of the same kind.

273. COR. I. In the first case, the point E is a cuspis of the first kind, and the right line which measures the fluxion of the base vanishes when that which measures the second fluxion of the ordinate is given. The point E is also a cuspis of the first kind when the right line which measures the second fluxion of the ordinate DE vanishes, the fluxion of the base being given, if the two arches ec , eb are on the same side of DE and are convex towards each other. But E is not always a cuspis of this kind when the right line which measures the second fluxion of the ordinate vanishes, that which measures the fluxion of the base being given, or when the latter vanishes the former being given, though the arches CE, EH be on the same side of DE. For in this case e and E may be each a cuspis of the second kind.

274. COR.

274. COR. II. In the second case, E is a cuspis of the second kind, and the right line which measures the third fluxion of the ordinate DE vanishes when that which measures the fluxion of the base is given, or the latter vanishes the former being given.

275. COR. III. When the right line which measures the second fluxion of the ordinate DE is in an assignable ratio to that which measures the fluxion of the base, and the arches CE , EH are on the same side of the ordinate, then the point E is always a cuspis of the second kind, whether the third fluxion of DE be assignable or not: for in that case the tangent of the arch ce at e is oblique to De , the point e is a cuspis either of the first or second kind; and therefore E is a cuspis of the second kind, by art. 271. and 272. When the ratio of the right line which measures the second fluxion of the ordinate DE to that which measures the fluxion of the base is not assignable, (the arches CE , EH being still on the same side of DE) if the ratio of the right line which measures the third fluxion of DE to that which measures the fluxion of the base be assignable, E is still a cuspis of the second kind; but when this latter ratio also is not assignable, E may be a cuspis of either kind.

276. The ordinate DE is a *maximum* or *minimum* of the second kind in all cases when E is a cuspis of either kind, that only excepted wherein E is a cuspis of the first kind and the tangent at E is at the same time parallel to the base. And we may conclude DE to be a *maximum* or *minimum* of this kind, if the curve is not continued on both sides of the ordinate, not only when the first fluxion of the ordinate is to the fluxion of the base in an assignable ratio, but also when the fluxion of the base being given the fluxion of the ordinate of any subsequent order is to the fluxion of the base in an assignable ratio. For in all those cases the point E is a cuspis of the second kind; or, if it is a cuspis of the first kind, the tangent at E is not parallel to the base.

277. What we have said of the greatest and least ordinates is easily applied to the greatest or least rays that can be drawn from a given point to a curve. Let S be a point that is given in the plane of the curve DPE , SA a right line given in position, SP any right line from S that meets the curve in P , PM a perpendicular

$G g$

pendicular from H on SA in M . Then, the fluxion of SM being given, the ray SP is a *maximum* or *minimum* when its first fluxion vanishes and its second fluxion does not vanish, or when the fluxions of the subsequent successive orders vanish if the number of all those fluxions that vanish be an odd number; for if MQ be taken upon MP always equal to SP , the ordinate MQ of the curve IQ shall in those cases be a *maximum* or *minimum* by prop. 21. When the number of the successive fluxions of SP or MQ that vanish is an even number, the point Q is a point of contrary flexure in the curve IQ , and MQ or SP is neither a *maximum* nor *minimum*: but it does not follow, that P is a point of contrary flexure in the curve DPE .

278. To illustrate by an obvious example the necessity of having regard to those limitations in resolving by the common rules the problems that relate to the *maxima* and *minima*, let DPE be a common parabola, DK its axis, S a point given within the curve, SA be perpendicular to the axis DK in K , and PN perpendicular to it in N . Then, SM or PM being supposed to flow uniformly, let the fluxions of SP be computed. The first fluxion of SP vanishes when SP becomes perpendicular to the curve, and by the common rule SP ought in that case to be a *maximum* or *minimum*. But it is certain, that if DK be equal to the sum of $3DN$ and one half of the parameter of the axis; and the point S be not upon the axis, the right line SP , though perpendicular to the curve, is neither a *maximum* nor *minimum*; for a circle described from the center S through P falls without the arch PD and within the arch PE , as shall be demonstrated afterwards. In this case it will be found, that the second fluxion of SP vanishes as well as its first fluxion, but that its third fluxion does not vanish; so that, according to prop. 21. SP is not a *maximum* or *minimum* in this case, though its first fluxion vanish. If the third fluxion of SP also vanish, then SP is a *maximum* or *minimum* by the same proposition. And this is the case when the point S is upon the axis at f and fD is equal to one half of the parameter; for, in this case, when P comes to D , the first, second and third fluxions of fP vanish, but its fourth fluxion does not vanish, as will appear by the computation; and it is known that fD is the
least

least right line that can be drawn from the point f to the parabola. Nor is there any curve but the circle alone that does not afford examples of this kind. It may be of use for abridging computations of this sort to observe, that when the value of any quantity z is expressed by a term that is formed from any power of another quantity u and invariable quantities, if while u is finite the first fluxion of u and its fluxions of any subsequent successive orders vanish, the fluxions of z of the same orders vanish at the same time. If z be expressed by a fraction whose numerator N and denominator D are both finite when the fluxion of N is to the fluxion of D as N is to D , then the fluxion of z vanishes; and if the fluxions of N and D of any subsequent successive orders be to each other respectively in the same ratio of N to D , then the fluxions of z of the same orders vanish.

279. Let us now resume the construction of the 211th and 212th articles, where P the intersection of LP the tangent of any curve LB and of SP the perpendicular from the given point S is supposed to be always found in the curve DPE ; and where it is shewn, that if the angle SPT be made equal to SLP , PT shall be the tangent of the curve DPE . Let ST be always perpendicular from S upon this tangent PT , and T be always found in the curve GTH ; and, if AS be any right line given in position that produced beyond S meets PT produced beyond T in Q , the angles ASL , ASP , AST shall be in arithmetical progression, and the angle AST shall be equal to $2ASP - ASL$. The angle ASP being supposed to increase, the angle SQT increases or decreases according as the arch of the curve described by P is concave or convex towards S ; and, because AST (or $2ASP - ASL$) is equal to SQT added to the right angle STQ , it follows, that, the fluxion of the angle ASP being supposed positive, the arch described by P is concave or convex towards S according as the fluxion of $2ASP - ASL$ is positive or negative, that is, according as the fluxion of $2ASP$ is more or less than the fluxion of ASL . When the arch described by L is convex towards S , ASL decreases while ASP increases, the fluxion of ASL is negative, the angle AST increases, and the arch described by P is always concave towards S . These things were mentioned above, but without a proof.

G g 2

280. When

FIG. 104. 280. When the point P in the curve DE is a point of contrary flexure, the point T in the curve GTt is a cuspis, the angle AST (or 2ASP—ASL) is a *maximum* or *minimum*; and the right line ST is also a *maximum* or *minimum*, unless when the angle SPT or SLP is a right one, or when S and P coincide. For let the angle STK be made equal to SPT so that TK may be the tangent of the curve GTt at T, by art. 211. & 212. Let Pp be the arch terminated at P that is concave towards S, and Pp the arch that is convex towards it, and while P describes the arches Pp, Pp, let T describe the arches Tt, Tt. It is manifest, that these arches Tt, Tt are on the same side of the right line PT; and, since they have the same tangent TK, the point T is a cuspis. The angle SQT is a *maximum* or *minimum* when P is a point of contrary flexure, and therefore AST (or 2ASP—ASL) is a *maximum* or *minimum*. When the angle STK or SPT is not a right one, the right line ST either exceeds the right lines that can be drawn from S to the adjoining parts of either arch Tt, Tt, or is less than them, and therefore ST is a *maximum* or *minimum*.

281. It follows, conversely, that the curve pp being continued on both sides of the right line PL, and the tangent at P being oblique to SP, if ST be a *maximum* or *minimum*, the point P in the curve DPE is a point of contrary flexure. Therefore, fP an arch of a circle described from the center S through P being supposed to flow uniformly, if the fluxion of ST vanish, the point P is a point of contrary flexure, the same limitations being understood as were described in prop. 21. Let the invariable fluxion of the arch fP be represented by a given line PI taken upon PL, and let IH perpendicular to PI meet TP produced in H; then shall PH and IH represent the fluxions of the curve DP and ray SP by prop. 16. & 17. The rectangle contained by SP and PI is equal to the rectangle contained by ST and PH; and therefore, when the fluxion of ST vanishes, the rectangle contained by IH (which measures the fluxion of SP) and PI is equal to the rectangle contained by ST and the right line which measures the fluxion of PH, and the fluxion of PH is to the fluxion of SP as PI is to ST or as PH is to SP.

But,

But, because PI is supposed to be invariable, it follows from prop. 15. that the fluxion of IH is to the fluxion of PH as PH is to IH . Therefore the fluxion of IH is to the fluxion of SP (which is expressed by IH) as the square of PH is to the rectangle contained by SP and IH ; and, consequently, the right line which measures the second fluxion of SP , PH which measures the first fluxion of the curve, and the ray SP are in continued proportion; which coincides with one part of the rule that is usually given for finding the points of contrary flexure in curves, that are considered as spirals, and are defined by an equation that expresses the relation of the fluxions of fP , SP or DP to each other. But this rule is not to be admitted without the limitations that follow from prop. 21. though the first fluxion of ST vanish. If the curve described by P be not continued on both sides of the right line PL , or if the fluxions of ST of the subsequent successive orders vanish, and the number of all its fluxions that vanish be an even number, we cannot conclude that P is a point of contrary flexure. When the first fluxion of ST vanishes, its second fluxion vanishes also (the fluxion of the arch fP being invariable) when the ratio of the second fluxion of PH to the second fluxion of SP is the same as that of PH to SP ; and when the fluxions of PH of any successive orders from the first, are to the fluxions of SP of the same orders, respectively, in the same ratio of PH to SP , then the fluxions of ST of these orders also vanish.

282. It follows also from the 280th article, that, the curve pp being continued on both sides of the right line PL and the angle SPT being acute, P is a point of contrary flexure, when the fluxion of the angle AST vanishes, or when the fluxion of the angle ASP becomes equal to one half of the fluxion of ASL , (those cases however being excepted in which AST is not a *maximum* or *minimum* according to prop. 21.) that is, when the angular velocity of SP about S is one half of the angular velocity of SL about S , and is in the same direction; for if the motion of SL and SP be in different directions, the angular motion of ST does not vanish when the angular motion of SP is equal to one half of the angular motion of SL , but on the contrary, is equal to the sum of the motion of SL added to
twice

twice the motion of SP. The point T in the curve GTH is a point of contrary flexure, for the same reason, when the fluxion of AST becomes equal to one half of the fluxion of ASP, or when the fluxion of ASP becomes equal to two thirds of the fluxion of ASL, because ASL, ASP, AST are in arithmetical progression. In general, the series of curves BL, DP, GT, &c. being continued, each of which is supposed to pass through the intersections of the tangents of the preceding curve with the perpendiculars from S on these tangents, that point in the last curve of the series which corresponds to L in the first curve is a point of contrary flexure when the fluxion of the angle ASL is to the fluxion of ASP as the number of curves in the series is to the same number diminished by unit; and that point is a cuspis when the fluxion of ASL is to the fluxion of ASP as the number of curves is to the same number diminished by two.

283. In this last manner the points of contrary flexure and reflexion are sometimes easily discovered. For example, when ALB is a circle, C the center, S any point within the circle, AB the diameter that passes through S, the point P in the curve DPE is a point of contrary flexure when the square of LS is one third part of the rectangle ASB, or (LS being produced till it meet the circle again in Z) when LS is one fourth part of LZ. For, let CV be perpendicular on LZ in V; and, SLR being made equal to CLQ if LR meet the diameter in R, the fluxion of ASL shall be to the fluxion of ACL (or ASP) as CR is to SR (by prop. 18.) or as LV is to LS; and therefore, when LS is equal to one half of LV, or one fourth part of LZ, the fluxion of ASP is one half of the fluxion of ASL, and P is a point of contrary flexure; that case being excepted wherein CS is equal to SB, and SB is one fourth part of AB, in which the point L coincides with B when the fluxion of ASP becomes equal to one half of the fluxion of ASL, and the curve described by P is not continued on both sides of the tangent at B. When S is nearer to the center of the circle than to the circumference, or when S is without the circle, or upon the circumference, the fluxion of ASP never becomes equal to one half of the fluxion of ASL. When S is without the circle, the angular velocity of SP may become equal to one half of the angular velocity of

of SL; but the motions of SP and SL are in opposite directions when this happens, the fluxion of ASP being supposed positive the fluxion of ASL is negative, and the fluxion of AST does not vanish. The curve ALB being still a circle, and the series of curves ALB, DPE, GTH, &c. being continued, the point in the last curve of the series that corresponds to L in the circle is a point of contrary flexure when SL is to SZ as the number of curves diminished by unit is to the same number increased by unit, or when the square of SL is to the given rectangle ASB in that ratio; and that point is a cuspis when SZ is to SL as the number of curves is to this number diminished by two; the case being always excepted when S is so situated that the point L coincides with B when this happens.

284. In like manner these points are readily determined in many other curves, especially when the curve BL is such that a point can be assigned, from which rays being drawn to the curve and perpendiculars to the tangents of the curve, the angular velocity of the ray about that point is to the angular velocity of the perpendicular in any invariable ratio: When BL is any curve of this kind, it has no point of contrary flexure; and if S coincide with that given point, the curves DPE, GTH being of the same kind*, have also no point of contrary flexure; but if S be any other point in the plane of the curve BL, the curves DPE, GTH, &c. may have points of contrary flexure and reflexion that are often easily determined by art. 282. & 210. When BL is a parabola and S is within the pa-
 FIG. 106.
 rabola upon the axis, P is a point of contrary flexure when LQ is equal to LS, or when BM (LM being perpendicular to the axis in M) is one third part of BS. The curve described by T in this case has two points of reflexion corresponding to the two points of contrary flexure in the curve DP, and a third point of reflexion upon the axis of the parabola at a distance from S towards A equal to one fourth part of the parameter.

285. The right line ST is also a *maximum* or *minimum*, if
 FIG. 104.
 the fluxion of fP vanish when the fluxion of ST is supposed to be assignable, by art. 245. and in this case the ratio of the difference betwixt the rectangle PHI and the rectangle contained by

* Descript. curvarum, part. 2. prop. 14. 16. &c.

SP and the right line which measures the fluxion of PH to the square of PH by increasing becomes unassignable; and this coincides with the second part of the rule that is commonly given for finding the points of contrary flexure in curves that are considered as spirals. It is however to be allowed with limitations analogous to those above mentioned in the 245th, 262d and 267th articles. But having insisted on this subject at a sufficient length, we proceed to consider some other affections of curve lines.

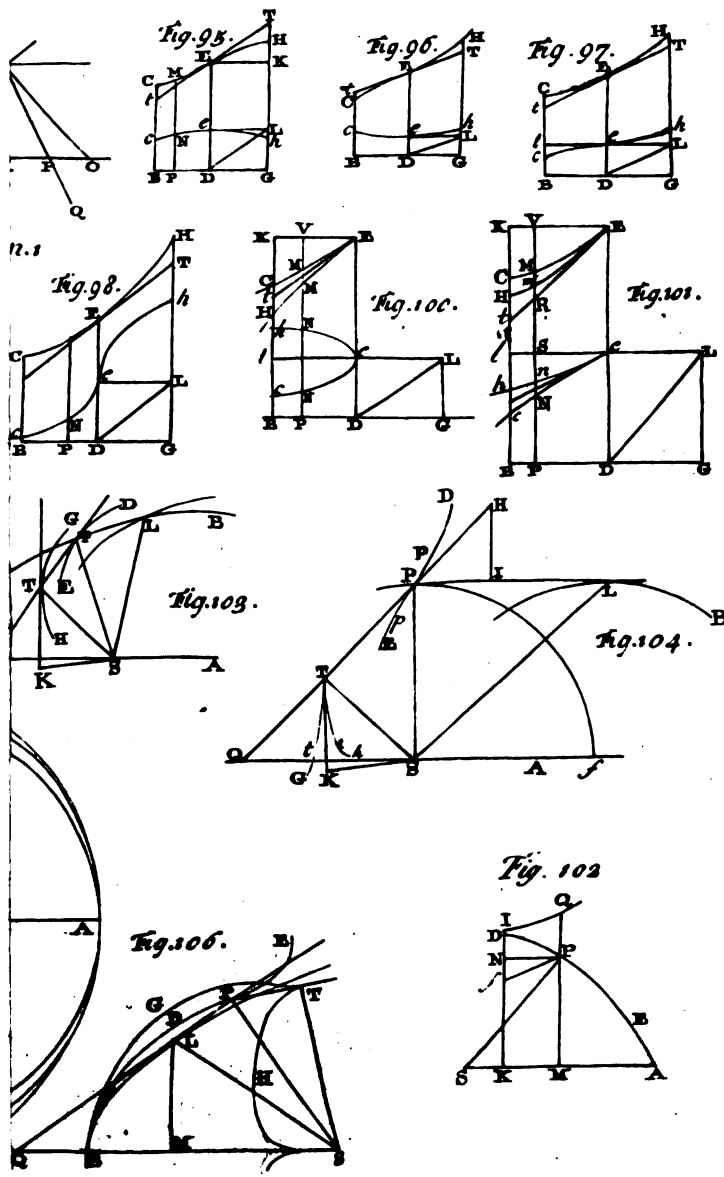
C H A P. X.

Of the Asymptotes of curve Lines, the Areas bounded by them and the Curves, the Solids generated by those Areas, of spiral Lines, and of the Limits of the Sums of Progressions.

286. **A** Right line given in position is an *Asymptote* of the branch of a curve when they never meet, but approach to each other continually, so that by producing them their distance from each other becomes equal to any line how small soever that may be given; and the branch of the curve that approaches thus to the asymptote is said to be of the *hyperbolic* kind. A branch of a curve that approaches in the same manner to a parabola is said to be of the *parabolic* kind and to have a parabolic asymptote, of which there may be as many different kinds as there are parabolas of different orders. In general, any curve lines may be said to be asymptotes of each other mutually when they approach to each other in this manner.

287. In the common doctrine of the hyperbola it is shewn, that a curve and a right line may continually approach to each other in this manner and never meet. Let CO and CV be the right lines that are called the asymptotes of the hyperbola *a*ME, *a*K and IM two right lines parallel to CV bounded by the asymptote CO and the curve in *a* and K, I and M; and IM shall

FIG. 107.



shall be to aK as CK is to CI . Therefore, CK and aK being given, and CI being produced till it become any multiple how great soever of CK , the ordinate IM is always assignable, being the same part of aK as CK is of CI ; and IM continually decreases, so that it may become less than any given line Z by producing CI till its ratio to CK be greater than that of aK to Z . When the ordinate IM is to aK as the square, cube, or any power of CK that has a positive number for its exponent, is to the same power of the absciss CI , the curve aME is of the hyperbolic kind, and the same right lines CO, CV are its asymptotes.

288. Let AD be a right line given in position, S a given point, SPM any right line from S meeting AD in P ; upon which let PM be taken always from P equal to a given line Aa : then the curve aME shall be the *conchoid* of the ancients, and the right line AD shall be its asymptote. For the curve aM shall never meet this right line AD , because PM is supposed to be taken always equal to the given line Aa ; and as it never decreases, so it cannot be supposed to vanish. But the curve continually approaches to AD , and MN the perpendicular upon AD may become equal to any right line Z how small soever that may be given, by producing the figure; for if AQ be taken upon Aa equal to Z , Qm parallel to AD meet the circle amx described from the center A in m , and SPM be drawn parallel to Am meeting Qm produced in M , the point M shall be in the conchoid, and MN equal to AQ shall be equal to Z .

289. To mention one other simple instance: Whoever admits that a right line may be continued at pleasure, and that any given right line may be divided into two equal right lines, (according to the principles of the common geometry,) will allow, that the base of a figure being produced, the ordinate may be conceived to decrease in such a manner, that when the base is increased by any given line, the ordinate may become one half of what it was before the base acquired that increment; in which case the ordinate never vanishes, because the half of a right line is always a right line. Let $OA, AD, DE, EF, \&c.$ be any equal right lines by which the base is successively increased; let Aa the ordinate at A be one half of Oo the ordinate

H h nate

nate at O , Dd one half of Aa , Ee one half of Dd , and so on. And it is manifest, that the logarithmic curve (described in art. 176.) which passes through the points o, a, d, e, f , and the extremities of all the ordinates in the same series, which may be continued at pleasure, can never meet the base. In general, any quantity may be conceived to decrease continually and yet

FIG. 107. never be quite exhausted; as, when the right line AP that touches the circle Agx in A is produced and KP is always joined, the arch xg , the angle xKg , and the perpendicular gf decrease continually, so that they may become less than any given quantity of the same kind by producing AP to an assignable distance, but never vanish.

290. We have mentioned those simple instances, to shew that there is nothing so abstruse or inconceivable in what Geometricians demonstrate concerning the asymptotes of curve lines as is sometimes represented. They are under no necessity of supposing, that * a finite quantity or extension consists of parts infinite in number, or that there are any more parts in a given magnitude than they can conceive and express: It is sufficient that it may be conceived to be divided into a number of parts equal to any given or proposed number, and this is all that is supposed in strict geometry concerning the divisibility of magnitude. It is true, that the number of parts into which a given magnitude may be conceived to be divided is not to be fixed or limited, because no given number is so great but a greater than it may be conceived and assigned: but there is not therefore any necessity for supposing that number infinite; and if some may have drawn very abstruse consequences from such suppositions, geometry is not to be loaded with them.

291. Though Geometricians are under no necessity of supposing a given magnitude to be divided into an infinite number of parts, or to be made up of infinitesimals, they cannot so well avoid the supposing it to be divided into a greater number of parts than may be distinguished in it by sense in any particular determinate circumstances. But they find no difficulty in conceiving this; and such a supposition does not appear to be repugnant to

* Princip. of human knowledge, § 124.

the common sense of mankind, but on the contrary to be most agreeable to it, and to be illustrated by common observation. It would seem very unaccountable, not to allow them to conceive a given line, of an inch in length for example, viewed at the distance of ten feet, to be divided into more parts than are discerned in it at that distance; since by bringing it nearer a greater number of parts is actually perceived in it. Nor is it easy to limit the number of parts that may be perceived in it when it is brought near to the eye, and is seen through a little hole in a thin plate, or when by any other contrivance it is rendered distinct at small distances from the eye. If we conceive a given line that is the object of sight to be divided into more parts than we perceive in it, it would seem that no good reason can be assigned why we may not conceive tangible magnitude to be divided into more parts than are perceived in it by the touch, or a line of any kind to be divided into any given number of parts, whether so many parts be actually distinguished by sense, or not. If the hyperbola and its asymptote were accurately described, they would seem to sense to join each other, at various distances from the center according to the different circumstances in which they might be perceived; but we may conceive the ordinate at the point where they seem to join to have a real magnitude, in the same manner as we conceive a given line to subsist when it is carried to so great a distance that it vanishes to sight, or any small particle (as an atom in the sun-beams) to exist, though it escape the touch, or have no tangible magnitude. It may perhaps illustrate this, if it be considered, that the curve cannot be said to meet its asymptote in this case, in the same sense that a circle is said to meet its diameter, which it appears to intersect in all cases, whatever the distance or position of the figure, or the acuteness of the sense may be; whereas the ordinate of the hyperbola that vanishes to sight at a greater distance, becomes visible at a less distance, and may be distinguished into more and more visible parts, in proportion as it approaches to the eye, or the sense is more acute. And surely it must be allowed that there is ground for a difference between a line that escapes the sight and vanishes, because of its distance from the eye, and a

H h 2

line

line that in no case can ever be perceived, or can be supposed to have any existence. Perhaps it will be said by some, that, strictly speaking, it is not the same line that in those different circumstances has a greater and less number of visible parts. In answer to this, it is sufficient for our purpose to observe, that as there can hardly be any Philosopher but will allow that there is some sense in which it is the same inch-line that has more visible parts at eight inches distance from the eye than when it is held at the length of the arm; so it is not incumbent on us to explain in what sense this is to be understood according to every scheme: It is enough that this sense must be supposed to be plain and obvious, as it is universal, and that Geometricians ought to be allowed to consider lines and figures in this sense as well as every body else. Philosophers and the vulgar equally conceive the sun and planets, and the other objects of their observation and enquiries, to be the same bodies, when seen at different distances or different times: And if they were not allowed to consider those bodies as made up of more parts than are perceived by sense, and Geometricians were under the same limitations as to magnitude in general, they would not be a little perplexed; nor is it the more intricate and subtile part of those sciences only that would be thus pared off. The learned author above-mentioned tells us, "That the magnitude of the object which exists without the mind, and is at a distance, continues always invariably the same*." He seems to speak of tangible magnitude. It is not our business here to enquire how, according to his doctrine, tangible magnitude can be conceived to exist without the mind any more than visible magnitude. This concession perhaps is made only for the sake of his Argument in this place; but the evidence for the existence of such an object may very well be supposed to approach to that which we have for the existence of any other objects that are not immediately perceived by us. And since he admits it, and argues from it, in this treatise, it would seem that some invariable magnitude is to be allowed, which † we apprehend by

* New Theory of Vision, § 55.

† Ibid. § 54.

the

the fight, though not immediately; and that this magnitude may be conceived to be divided into any given number of parts, from the demonstrations proposed by Geometricians on this subject. In applying which, it ought to be remembered, that a surface is not considered by them as a body of the least sensible magnitude, but as the termination or boundary of a body; a line is not considered as a surface of the least sensible breadth, but as the termination or limit of a surface: nor is a point considered as the least sensible line, or a moment as the least perceptible time; but a point as a termination of a line, and a moment as a termination or limit of time. In this sense they conceive clearly what a surface, line, point *, and a moment of time is; and the *postulata* of EUCLID being allowed and applied in this sense, the proofs by which it is shewn that a given magnitude may be conceived to be divided into any given number of parts, appear satisfactory: And if we avoid the supposing the parts of a given magnitude to be infinitely small, or to be infinite in number, this seems to be all that the most scrupulous can require.

292. But to proceed: The arch Ag , the sector AKg , and **FIG. 107.** the ordinate PM increase continually while AP is produced; but the arch Ag never amounts to Ax , the sector AKg to the sector AKx , or the ordinate PM to the given right line AK the distance betwixt the base AP and asymptote KI . An area $APNF$ may increase at the same rate as the arch Ag , the sector AKg , or the ordinate PM increases; and, by flowing in the same manner, it may approach in magnitude to a given space continually while the figure is produced, and never amount to it. Let us resume, for an example, the construction of art. 289. **FIG. 44.** and, Oo being bisected in M , OM in N , ON in R , and so on, let the rectangles $OoBA$, $AaHD$, $DdIE$, $EeKF$, &c. be completed, and let Nd , Re meet Aa in L and V . The rectangles AH , DI , EK , &c. are respectively equal to the rectangles oa , ML , NV , &c. and the sum of those rectangles being successively equal to oa , oL , oV , &c. it is therefore always less than the rectangle oA , though the series of those rectangles be conti-

* The Analyst, § 31.

rued.

nued till their number become equal to any given number how great soever it may be. The differences betwixt their successive sums and the rectangle oA are successively equal to the rectangles $AM, AN, AR, \&c.$ which continually decrease, and by continuing the series may become less than any given space. Therefore the rectangle oA is the limit to which the sum of the rectangles $AH, DI, EK, \&c.$ continually approaches while the figure is produced, and to which it never amounts unless the figure be supposed to be infinitely produced. As for the area bounded by the curve $adef$ and the base AF , it is always less than the sum of the rectangles $AH, DI, EK, \&c.$ and therefore is always less than the rectangle oA . It approaches to a lesser limit, *viz.* the rectangle contained by Aa and Oo , if we suppose o to be the point where the tangent makes an angle with the ordinate that is half a right one; and the limit of the area bounded by the curve $oadef$, ordinate Oo and base OF is the square of Oo . For let any ordinate Pp meet oB in Z , and the fluxion of Pp (or of pZ) shall be to the fluxion of the base OP as Pp is to Oo , by art. 176. Therefore the fluxion of the area $OPpo$ is equal to the fluxion of the rectangle contained by Oo and pZ , by prop. 4 and the area $OPpo$ is equal to this rectangle by art. 24. And as pZ is always less than Oo , but approaches to it so that the difference Pp may become less than any given line by producing the figure, so the area $OPpo$ is always less than the square of Oo , but approaches to it continually, so that their difference (the rectangle contained by Pp and Oo) may become less than any given space.

FIG. 107. 293. The right line KI parallel to the base AP being the asymptote of any curve aME , let PN the ordinate from the curve FNc be always to the given right line DG as the fluxion of the ordinate PM is to the fluxion of the base, and let PM meet ap parallel to the base in p . Then the base AP shall be the asymptote of the curve FNc , and the area $APNF$ shall be always less than the rectangle contained by Ka and DG , though the base AP and curve FN be produced to any distance how great soever, but shall continually approach to that rectangle, so that their difference may become less than any given space by producing the figure. For it appears, as in art. 248. that the area $APNF$

Δ PNF is always equal to the rectangle contained by pM and the given right line DG , and therefore is always less than the rectangle contained by Ka and DG by a space equal to the rectangle contained by IM and DG , which may become less than any given space, but never vanishes; because IM may become less than any given right line, but never vanishes, since KI is supposed to be the asymptote of the curve aME .

294. When CV perpendicular to CO is also an asymptote of the curve EMa produced beyond a , the right line Cv (which is the continuation of CV) is an asymptote of the curve described by N continued on the other side of AF ; and, if the ordinates PM , PN meet the base on the other side of A , the area $APNF$ shall be still equal to the rectangle contained by pM and DG , and will in this case exceed any given space by continuing the curve FN alongst the asymptote Cv , because pM will exceed any given right line by continuing the curve aM alongst the asymptote CV . In the former case, when the curve FN was produced alongst the base AD , which is one of its asymptotes, the area $APNF$ was always less than a certain space, (the rectangle contained by Ka and DG ,) which we therefore call its limit. In the latter case, when the curve FN is produced alongst its other asymptote Cv , the area $APNF$ may exceed any given space, and has no assignable limit. They who scruple not to suppose the curve and asymptote to be infinitely produced, say, that the area $APNF$ then becomes equal to its limit in the former case, and that it becomes infinitely great in the latter case. And this area has been said in certain cases to be more than infinite by some authors, from an analogy they imagined to be betwixt what is negative, nothing, and finite, and what is finite, infinite, and more than infinite.

295. But when the curve EMa continued on the other side of A touches the right line CV in L , the right line Cv is still an asymptote of the curve described by N continued on the other side of F , because the ratio of the fluxion of PM to the fluxion of the base, or of PN to DG , may exceed any given ratio while P describes AB ; but in this case the area $APNF$ (which is equal to the rectangle contained by pM and DG) is always less than a certain assignable space, *viz.* the rectangle

con-

contained by bL and DG , (pa being supposed to meet CV in b ;) because pM is always less than bL . In this case, the curve FN being continued alongst both the asymptotes BD , Bv at pleasure, the area bounded by the two ordinates PN , pN that are on different sides of AF , is always less than the rectangle contained by CL and DG , to which it approaches however as its limit when the figure is produced continually both ways. And when the curve is supposed to be infinitely produced both ways, and the asymptotes BD , Bv are also supposed to be both infinitely produced, the whole area included betwixt the curve and its two asymptotes is said to become equal to this rectangle contained by CL and DG .

FIG. 107. 296. While the point N describes the branch of the curve
& 109. FN that proceeds alongst the base AP , which is one of its asymptotes, if Pn be to DG as the fluxion of PN is to the fluxion of the base AP , the area $APnf$ shall be always equal to the rectangle contained by DG and the excess of AF above PN ; and the rectangle contained by AF and DG is the limit to which the area $APnf$ continually approaches by producing the curve fn and base AP . And if a series of curves be deduced in this manner, (the ordinate of any curve being to the given right line DG as the fluxion of the ordinate of the preceding curve in the series is to the fluxion of the base,) the rectangle contained by the ordinate at A of any curve of the series and by the right line DG shall be the limit to which the area of the subsequent curve continually approaches while it is produced alongst the base. While the point N describes the branch that proceeds alongst the asymptote Bv , the point n describes a curve that has the same asymptote; but the area $APnf$ in this case may exceed any given space by producing the curve fn , and has no assignable limit: and the same is to be said of the area of any subsequent curve in the series.

FIG. 110. 297. When the curve aME has not an asymptote parallel to the base AP , but the angle kMT formed by MT the tangent at M and Mk parallel to the base decreases so that by producing the curve it may become less than any given rectilineal angle, but never vanishes, the base AP is still an asymptote of the curve described by N , because the ratio of PN to DG (which is the
same

same as that of kT to Mk by prop. 14.) may become less than any given ratio, and yet never vanishes. In this case the area $APNF$ may exceed any given space by producing the curve and base, because pM may exceed any given right line. When CV is an asymptote of the curve EMa produced on the other side of a , Cv is an asymptote of the curve described by N produced on the other side of F ; and, PN being on the other side of AF , the area $APNF$ may exceed in this case also any given space by producing the curve along the asymptote Cv . Thus, when aME is the logarithmic curve described in art. 176. bV its asymptote, bu the ordinate whose logarithm is nothing, the curve FN is the common hyperbola, because the fluxion of PM is to the fluxion of BP (or bp) as ba is to BP , (by art. 176.) and, PN being to DG in the same ratio, the rectangle BPN is equal to the invariable rectangle contained by ba and DG . It follows from the genesis of the logarithmic, that pM may exceed any given right line by producing the curve on either side of Aa , and therefore the area $APNF$ may exceed any given space by producing the hyperbola on either side of AF : The same appears from the common doctrine of the hyperbola. The curve fn (art. 293.) in this case, and all the subsequent curves of the series, are hyperbolas of an higher order; and when P is upon the same side of A with D , the area terminated by the curve and base and the ordinates at A and P has an assignable limit which it can never exceed, the same that was defined in the last article; but when P is on the other side of A , betwixt A and B , that area may exceed any given space by producing the curve.

298. The converse of the 293d article easily appears. Let **FIG. 107.** the base AD be an asymptote of the curve FN , and ap parallel to the base through any given point in the perpendicular at A meet PN in p ; let the rectangle contained by pM and the given right line DG be always equal to the area $APNF$; let the rectangle ad (Kd being equal to DG) be the limit to which the area $APNF$ continually approaches so that their difference becomes less than any given space by producing the figure, if any such limit is assignable; and let aK be taken on the same side of ap with pM : then a right line through K parallel to the
I i base

base shall be the asymptote of the curve aME . For the rect-angle contained by pM and DG shall increase in the same manner as the area $APNF$ (to which it is always equal) increases: and as this area approaches continually to the rectangle contained by Ka and DG in such a manner that their difference becomes less than any given space by producing the figure $APNF$; so the ordinate pM approaches continually to aK or pI , and their difference IM becomes less than any given right line by producing the figure $aMIK$. Therefore KI is the asymptote of the curve aME . If no such limit of the area $APNF$ can be assigned, but this area may exceed any given space, then the branch aME is not of the hyperbolic kind, and has not a rectilinear asymptote. For in this case pM may exceed any given right line by producing the figure aMp ; and, (kt parallel to pM being supposed to meet the tangent Mt in t and Mk equal and parallel to DG in k ;) since PN , or kt , may become less than any given right line, the angle kMt may become less than any given rectilinear angle by producing the curve.

299. When the ordinate PN is reciprocally as any power of BP whose index is greater than unit, a limit of the area $APNF$ can be assigned, and the curve aME has an asymptote parallel to the base. If the ordinate PN be reciprocally as the square of BP , and the curve FN with the base AP be supposed to be infinitely produced, the ordinate PN at an infinite distance is said to be an infinitesimal of the second order, because PN is to AF as the square of BA is to the square of BP : And the element of the base AP being supposed an infinitesimal of the first order, then since the element of PM is to the element of AP as PN is to DG , it follows (according to the doctrine of infinitesimals) that the element of PM in this case becomes an infinitesimal of the third order. If PN be reciprocally as any higher power of BP , the element of PM becomes an infinitesimal of an order still lower, AP being still supposed infinite: And it is proposed as a rule *, That, the base being infinitely produced, if the element of the ordinate becomes an infinitesimal two or more degrees beneath the element of the base, then we may conclude

* Geometr. de l'infini, § 950. &c.

that

that the curve has an asymptote parallel to the base. But, since it is acknowledged that we may be led into mistakes by this rule, unless regard be had to the ratio of PM to AP when AP is supposed infinite, (as when aME is a cubic parabola perpendicular to ap in a , and the ordinate is supposed infinite, its element is an infinitesimal two degrees beneath that of the base, because in this curve the element of pM is to the element of ap as a given square is to the triple square of pM , and yet this curve has no asymptote;) and when this ratio is known, it may be discovered easily from thence if the curve has an asymptote parallel to the base, we shall not insist on this rule further.

300. Let KO parallel to the base be now an asymptote of the curve FNe , and the rectangle contained by PM and DG be always equal to the area $APNF$, as in prop. 20. Let the rectangle KR be equal to the limit to which the area $FNIK$ continually approaches while the curve FN and asymptote KI are produced, if any such limit can be assigned; and let AR be taken from A towards D when the curve FNe is betwixt the base AD and asymptote KI , but in a contrary direction when the asymptote KI is betwixt the base and curve FNe . From R towards D take Rd equal to DG ; and, db being parallel to PN on the same side of the base with PN , and equal to AK , join Rb and it shall be the asymptote of the curve AME . For, if PN meet Rb in S , PS shall be to db (or PI) as RP is to Rd or DG , and the rectangle contained by PS and DG equal to the rectangle RI . Therefore the rectangle contained by MS and DG is equal to the difference betwixt the area $APNF$ and the rectangle RI , or to the difference betwixt the rectangle RK and the area $FNIK$. But this difference decreases continually while the figure is produced, and may become less than any given space, by the supposition. Therefore MS may become less than any given right line; and RS is an asymptote of the curve AME . But if the area $FNIK$ may exceed any given space by producing the curve and asymptote, then AME is not a branch of the hyperbolic kind, and no right line can be assigned for its asymptote. The angle however which the tangent at M forms with the ordinate PM approaches continually to the angle

I i 2

KAt ,

KAk , Kk being taken upon KI equal to DG . And we are not to conclude that the curve has always an asymptote, when, according to the language of those who employ infinites and infinitesimals in this doctrine, the curve has an infinite branch that at its termination becomes oblique to the base.

301. It is manifest, conversely, that if RS be an asymptote of the curve AME , PN be to the given right line DG as the fluxion of PM is to the fluxion of AP ; and, Rd equal to DG being taken from R in the same direction as P is from A , if db parallel to PM meet RS in b , then a right line through b parallel to the base shall be the asymptote of the curve FNe ; and the rectangle RK shall be the limit of the area $FKIN$, being always greater than this area by an excess that decreases continually and becomes less than any given space by producing the figure.

302. The continuation of those theorems will appear from the following proposition and its converse.

P R O P. XXIV.

FIG. 112.

Let the line Bm be an asymptote of any kind of the curve FM ; the fluxion of the base being represented by the given right line DG , let the fluxions of the ordinates PM , Pm be always measured by the right lines PN , Pn , and, when FM is equal to AF , let Pm , PN and Pn be equal to AB , Af and Ab , respectively: Then the rectangle contained by BF and DG shall be the limit of the area $bfNn$.

The curve Bm is an asymptote of the curve FM (art. 286.) when Mm continually decreases so that it becomes equal to any right line how small soever that may be given by producing the figure but never vanishes. Let FK , BL , fk and bl parallel to the base meet PM in K , L , k and l , respectively. Because PN is to DG as the fluxion of the ordinate PM is to the fluxion of the base AP , it follows, that the fluxion of the area ΔPNf is equal to the fluxion of the rectangle contained by DG and PM .
There-

Therefore the area $APNf$ is equal to the rectangle contained by DG and KM , by theor. 4. since AP and KM begin to be generated at the same time. In the same manner, the area $APnb$ is equal to the rectangle contained by DG and Lm . And, consequently, the area $bfNn$ (the difference of $APnb$ and $APNf$) is equal to the rectangle contained by DG and the difference betwixt Lm and KM or the excess of BF above Mm . Therefore the area $bfNn$ is always less than the rectangle contained by DG and BF ; but it continually approaches to this rectangle as its limit, since Mm continually decreases and becomes less than any given right line by producing the figure. We have supposed the lines Bm and FM to be on the same side of AP ; but the demonstration is easily adapted to the other cases. It is obvious however that this proposition cannot be extended to the case when the point m is found in a rectilinear asymptote of the curve FM that is perpendicular to the base; for AF and PM never meet this asymptote, being parallel to it.

303. COR. I. Since Mm the difference of PM and Pm continually decreases and becomes less than any given right line by producing the figure, but never vanishes, it follows, that Nn which measures the difference of their fluxions continually decreases, and may become less than the given right line DG which measures the invariable fluxion of the base in any given ratio: And therefore bn is an asymptote of the curve fN .

304. COR. II. The converse of this proposition easily appears: That if bn be an asymptote of the curve fN of any kind, and, the point F being taken any where upon Af the perpendicular to the base at A , BF be taken from F the contrary way that bf is from f , so that the rectangle contained by DG and BF be the limit of the area $bfNn$; and if the rectangle contained by KM and DG be always equal to the area $APNf$, and the rectangle contained by Lm and DG equal to the area $APnb$: then the curves Bm and FM shall be asymptotes to each other mutually. For the rectangle contained by Mm and DG shall be equal to the excess of the rectangle contained by BF and DG above the area $bfNn$; and, since this excess may become less than any given space by continuing the figure, it follows, that Mm may become less than any given right line. But

But if the area $bfNn$ may exceed any given space by producing the figure, then Bm is not an asymptote of the curve FM .

305. COR. III. When Bm is a right line parallel to the base, Pn vanishes, and bn coincides with the base AP , which therefore is the asymptote of fN , as in art. 293. When Bm is a right line oblique to the base, Pn is invariable, and bn is a right

FIG. 113. line parallel to the base, as in art. 301. When Bm is a common parabola that has its axis perpendicular to the base, bn is a right line oblique to the base, and is the asymptote of the curve fN : And if the right line bn be given in position, and the limit of the area $bfNn$ be known, the parabolic asymptote Bm is determined by taking BF so that the rectangle contained by it and DG may be equal to that limit, producing nb till it meet the base in R , and upon RI parallel and equal to AB taking IE from I the same way as A is from b , so that the rectangle contained by IE and DG may be equal to the triangle ARb ; for E shall be the vertex of the parabola required: and if RV be taken upon RI equal to $2DG$ and Vb parallel to the base meet Rb in b , then Vb shall be the parameter of the axis of the parabola.

306. COR. IV. When Bm is a cubic parabola, bn is a common parabola; and when Bm is such a parabola that the ordinate Pm is as a power of the absciss whose index is m , then Pn is as a power of the absciss whose index is less than m by unit; and when m is less than unit, bn is some hyperbola that has the base for its asymptote. But we have insisted on this subject sufficiently.

307. As a right line, or area, may increase continually and never amount to a given right line, or rectangle; so a solid may increase continually and never amount to a given cube or cylinder.

FIG. 114. Let KI parallel to the base AP be the asymptote of any curve aME , as in art. 293. and, Kd being taken upon KI equal to any given right line DG , let $d'Z$ parallel to KA meet the base in Z and Mx parallel to the base in g , and complete the rectangle $augx$. Let the square of PN (the ordinate from the curve FNe) be always to the square of DG as the fluxion of PM (the ordinate of the curve aME) is to the fluxion of the base AP . Then the solid generated by the hyperbolic area $APNF$

27.

z

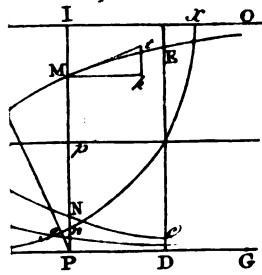
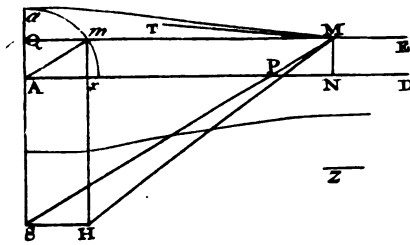


Fig. 108.



109.

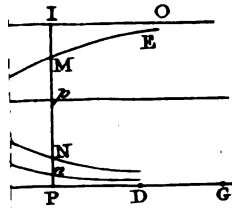


Fig. 110.

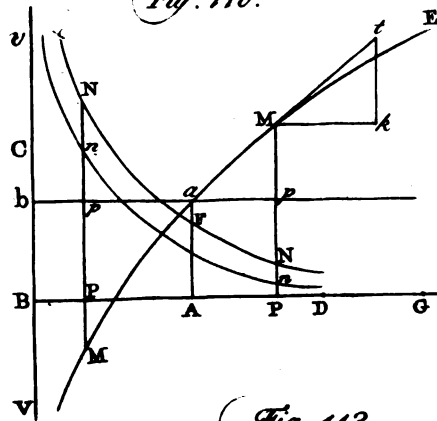


Fig. 112.

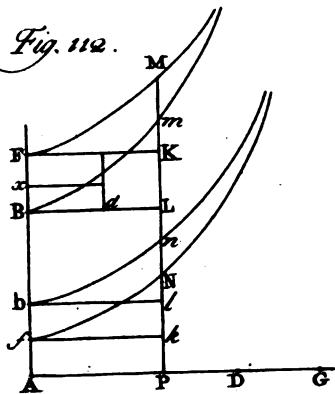
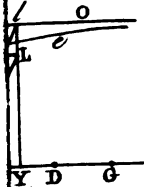
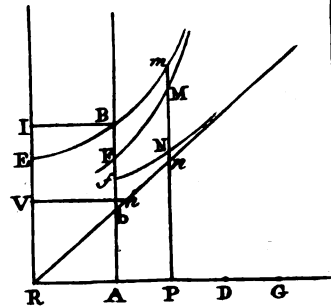


Fig. 113.





APNF revolving about the asymptote AP shall be equal to the cylinder generated by the rectangle ag revolving about the axis aK ; and the cylinder generated by the rectangle ad about the same axis aK shall be the limit to which the solid generated by the area APNF shall continually approach while the figure is produced. For, since the square of PN is to the square of DG (or gx) as the fluxion of PM (or of ax) is to the fluxion of AP, a cylinder upon a circle of the radius PN of a height that measures the fluxion of the base AP is equal to a cylinder upon a circle of the radius gx of a height that measures the fluxion of ax . Therefore the fluxions of the solids generated by the area APNF about AP, and by the rectangle ag about aK , are equal, by prop. 6. and these solids themselves are equal by theor. 4. The right line ax is always less than aK , but approaches to it continually, so that their difference IM becomes less than any given right line by producing the figure; and therefore the solid generated by the area APNF about the asymptote AP is always less than the cylinder generated by the rectangle ad about aK , but approaches to it continually as its limit, so that their difference (the cylinder generated by the rectangle Kg about Kx) may become less than any given solid by producing the figure.

308. Let the square of Pn (the ordinate of the curve fn) be to the square of DG as the fluxion of PN is to the fluxion of AP, and the cylinder generated by the rectangle FZ about FA shall always exceed the solid generated by the area $APnf$ about AP, and be equal to the limit to which this solid approaches continually while the figure is produced; for if nq parallel to the base meet dZ in q , the solid generated by $APnf$ about the axis AP shall be always equal to the cylinder generated by the rectangle Fq about FA. If this series of curves be continued in the same manner, suppose the rectangle that has the ordinate at A of any curve in the series for its base and its height equal to Az (or DG) to revolve about AK, and the cylinder generated by it shall be the limit of the solid generated by the area of the next curve in the series revolving about the asymptote AP.

309. If the curve EMa produced on the other side of a touch **FIG. 115.**
BV

BV in L, let LR parallel to AP meet KA and dZ produced in k and R, and the solid generated by APNF about AP when P is betwixt A and B shall be always less than the cylinder generated by the rectangle aR revolving about the axis ak . But if BV is an asymptote of the curve EMa , the solid generated by APNF in this case may exceed any given solid by producing the figure.

FIG. 114.

310. When aME is a common hyperbola, CO and CV its asymptotes, the curve FNe is also a common hyperbola, and BA and BC its asymptotes. For in this case the fluxion of PM is to the fluxion of AP (or the fluxion of IM to the fluxion of CI) as IM is to CI, or as the rectangle CKa to the square of CI; and, by the supposition, the square of PN is to the square of DG as the fluxion of PM is to the fluxion of AP: Therefore PN is to DG as a mean proportional betwixt CK and Ka is to BP. From which it follows, that the solid generated by the hyperbolic area APNF about AP is always equal to the cylinder generated by the rectangle ag about the axis aK , and never amounts to the cylinder generated by the rectangle ad about aK , or BF about BA, but approaches to it as its limit. But if AP be taken from A towards B, the solid generated by APNF may exceed any given solid by producing the figure. It appears in the same manner, that if PN be reciprocally as any power of BP whose index is any number that exceeds $\frac{1}{2}$, then a cylinder may be assigned that always exceeds the solid generated by APNF about the axis AP, the figure being produced

FIG. 116.

to any distance how great soever. When aME is the logarithmic curve and KO its asymptote, FNe is also a logarithmic and AP its asymptote. For, since the square of PN is to the square of DG as the fluxion of PM is to the fluxion of AP, or as IM to aK , (supposing aK to be the ordinate whose logarithm vanishes and is equal to the invariable subtangent of the curve;) it follows, that the fluxion of PN is to the fluxion of IM as PN is to $2IM$. Therefore the fluxion of PN is to the fluxion of AP as PN is to $2aK$. Hence the cylinder that is the limit of the solid generated by the area APNF in this case has its axis aK equal to one half of AT the subtangent, and the radius of the base Kd equal to the ordinate AF. The continuation of the theorems of this kind will appear from the following proposition.

P R O P.

P R O P. XXV.

311. *The rest remaining as in the last proposition, sup-* FIG. II2.
pose now that the square of PN is to the square of
DG as the fluxion of PM is to the fluxion of AP,
and the square of Pn to the square of DG as the flu-
xion of Pm is to the fluxion of AP : Then, if the
area bfNn be supposed to revolve about the axis AP,
the solid generated by it shall be always less than
a cylinder upon a circle described with the radius
DG of an altitude equal to BF, but it shall approach
continually to this cylinder, while the figure is pro-
duced, as its limit.

It is demonstrated, in the same manner as in art. 307. that if Bd parallel to AP be equal to DG , and Fx be taken equal to Mm from F towards B , the cylinder generated by the rectangle dx revolving about Bx shall be always equal to the solid generated by the area $bfNn$ about the axis AP . Therefore the cylinder generated by the rectangle Fd about the axis FB is the limit of the solid that is generated by the area $bfNn$ about AP .

312. In art. 301. let MT touch the curve AM in M , and FIG. III.
 meet the base in T ; and, while the curve AM is produced, the point T shall approach continually to R , the angle PTM to the angle PRS , and consequently the tangent MT shall approach continually in position to the asymptote RS . For, let PY be equal to the given right line DG , and Yl parallel to PM meet KI in l , and NL parallel to the base in L ; and MT the tangent of the curve at M shall be parallel to PL , by art. 247. The right line Pl is parallel to the asymptote RS , by art. 301. Therefore the angle $LP l$ is equal to the angle formed by the tangent MT and asymptote RS : And, since Ll (or IN) may become less than any given right line by producing the figure while PY remains invariable, so that the angle $LP l$ may become less than any given rectilinear angle; it follows, that MT approaches continually to the asymptote RS in position. Hence, when
 K k the

the curve is supposed to be infinitely produced, the tangent at its infinitely distant termination is said to coincide with the asymptote; which therefore is commonly considered as the tangent of the curve at an infinite distance. In the same manner, when two curves are asymptotes to each other mutually, they are said to touch each other at an infinite distance; and, conversely, when both are supposed to be infinitely produced, if they are such as must be supposed to meet at their termination, they are said to be asymptotes of each other.

313. Hence the theorems for drawing tangents to curves often lead to such as serve for determining their asymptotes, there being no more required than to find the right line to which the tangent approaches in position while the curve is produced continually. Of these we shall subjoin one, that follows from prop. 18. by which the asymptotes are determined when a curve is supposed to be described by the intersection of right lines that revolve about given points, and the ratio of the velocities with which those lines revolve can be found.

P R O P. XXVI.

The rest remaining as in prop. 18. let the fluxion of the angle ACP be to the fluxion of α SP (or the angular velocity of CP about C to the angular velocity of SP about S) while CP and SP become parallel, as SQ is to CQ; and, if RX the asymptote of the curve described by P meet CS in R, CR shall be equal to SQ.

FIG. 117.
& 118.

It follows from prop. 18. that if PD be the tangent of the curve described by P, the angle SPT be made equal to CPD according to that proposition, and PT meet CS in T; the fluxion of the angle ACP shall be to the fluxion of the angle α SP (or the angular velocity of CP to the angular velocity of SP) as ST is to CT. Let the angle PCV be always equal to PST, and PD meet SC and CV in D and V; let C α and S γ be parallel to the asymptote RX, and, the angle α C γ being

being made equal to XRC , let Cv meet RX in v . Because the triangles PCV , $PS'T$ are similar, CV is to ST as CP is to SP ; and the ratio of CV to ST approaches continually to a ratio of equality while P describes the branch of the curve that belongs to the asymptote RX , because while the right lines CP , SP approach to parallelism, their ratio approaches to a ratio of equality: But Cv is the limit to which CV approaches at the same time, because (by the last article) the tangent PD approaches in position to the asymptote RX , CP to Cx , and the angle PCV (or PST) to yST , or XRC , or xCv . The angle CvR being equal to CRv , Cv is equal to CR ; and therefore CR is equal to the limit to which ST continually approaches while P describes the curve FH . But since the ratio of the fluxion of the angle ACP to the fluxion of aSP when CP and SP become parallel, is that of SQ to CQ , by the supposition; it follows, that SQ is the limit to which ST approaches continually while P describes FH . Therefore CR is equal to SQ . If the angles PCS , PSC increase or decrease together while CP and SP become parallel, the point Q must be taken upon CS betwixt C and S ; but it is to be taken upon CS produced beyond C or beyond S , when one of those angles decreases while the other increases, according as the velocity of SP about S is greater or less than that of CP about C : And it is manifest, that CR and SQ must be always taken in contrary directions from C and S . If one of the angles PCS , PSC decrease and the other increase while the point P describes FH , and the fluxions of those angles be equal when CP and SP become parallel, the point Q is not then assignable, and is said to become infinitely distant; in which case the branch of the curve described by P is not of the hyperbolic kind, unless sometimes when CP coincides with CS .

314. COR. Let SQ be to CQ as the angular velocity of CP is to the angular velocity of SP at the term or moment when those lines become parallel, and let CR be taken equal to SQ with the precautions we have described; then RX drawn parallel to CP or SP (which are supposed parallel to each other) shall be an asymptote of the curve described by P . If the right lines CP and SP be always tangents of any curve lines that pass through C and S , instead of revolving about those

points, the construction by which the tangent or asymptote of the curve described by P is determined, is the same. The use of the 18th proposition for drawing the tangents of curve lines, and of this proposition for determining their asymptotes, will appear from the following examples, which we chuse from a great number that might be brought.

315. *Ex. 1.* The right lines CA, Sa being given in position, let the angle ACP be always to aSP in any given ratio; determine the point T so that ST may be to CT in the same given ratio, and that T may lie in the same or in an opposite direction from C and S, according as the right lines CP, SP revolve about C and S with the same or with opposite directions; join PT, and make the angle CPN equal to SPT, so that those angles may be on opposite sides of CP and SP: And PN shall be the tangent of the curve described by P. The point T is a given or invariable point, because the ratio of ACP to aSP is supposed to be given; let this ratio be that of m to n , and ST shall be to the given line CS as m is to the difference of m and n when CP and SP revolve about C and S in the same direction, but as m is to the sum of m and n when they revolve in opposite directions. Let CR be taken from C equal to ST in an opposite direction, and the asymptotes of the curve (if it has any, that is, if CP and SP ever become parallel while the curve

FIG. 119. is described) shall pass through R. To mention a few of the simplest cases that are comprehended in this example, let ACP be equal to aSP, and if CP and SP revolve about C and S with the same direction, the point P shall describe a circle: In this case PT is to be considered as parallel to CS, and the angle CPN being made equal to SPT or PSC, PN is the tangent of

FIG. 120. the circle, as is well known. But if CP and SP revolve about C and S with opposite directions, the point P shall describe an equilateral hyperbola. For if Sa be a right line given in position, ASP be always equal to SCP, PH parallel to SA meet CS in H; the triangles HPS, HPC being similar, the rectangle SHC shall be equal to the square of PH, and P shall describe an equilateral hyperbola, of which CS is a diameter and SA a tangent at S. Bisect CS in T, join PT, let the angle SPN be made equal to CPT, and PN shall be the tangent of the hyperbola

perbola at P : As in the circle, if SPN be made equal to CPT , t being the center and CS a diameter, PN is a tangent ; only the angle SPN in the circle is taken the contrary way. Some other analogies betwixt the circle and equilateral hyperbola appear also from this : 1. Let CS any diameter of the hyperbola FIG. 119.
 be drawn and right lines from C and S to P any point in the & 120.
 hyperbola, if the angle PSA be made equal to PCS , SA shall be the tangent at S : The tangent of the circle at S is determined by the same construction, only that angle is to be taken on the other side of SP . 2. When any two points P and p are in the equilateral hyperbola, and right lines are inflected from C and S , the extremities of any diameter CS that passes through the center T , to those points, the angle PCp is equal to PSp or to its supplement to two right ones. 3. The angle PTS contained by TP , TS any two semidiameters of the hyperbola is equal to the angle PVA contained by SA , PN the tangents at the extremities of those semidiameters : For produce PT till it meet the opposite hyperbola in K , join CK , CS ; and, TV which is parallel to CP (because it bisects CS and SP) and the angle PTV being equal to CPT or SPV , and STV equal to TSK or PSV , it follows, that PTS is equal to PVA . As for the asymptotes, because the angular velocity of CP is equal to the angular velocity of SP , it follows from the last proposition, that they pass through T , the point R coinciding with T ; and, if PB , Pb be taken equal to PS , the asymptotes shall be parallel to SB and Sb , because, when Sp comes into the position of SB or Sb , then Cp and Sp become parallel.

316. If the angle PSC be always double of PCS , take ST FIG. 121.
 from S towards C equal to one third part of SC ; and the point P shall describe an hyperbola whose transverse axis shall be CT , and that shall have one of its *foci* in S : And, if the angle CPN be made equal to SPT , according to the last proposition, PN shall be a tangent. Take CR equal to ST , or one third part of CS , and the asymptotes shall pass through R constituting with RS an angle of 60 degrees, because CP and SP become parallel when the angle PCS is of that magnitude. If the angle FIG. 122.
 PCB be always double of PSB , (the point B being situated on CS produced beyond C ,) it is obvious, that P shall describe

FIG. 123. scribe a circle passing through S having its center in C, and that T is the extremity of the diameter through S. If CA and Sa form any given angles with CS, ACP be always double of aSP, and the angular motions of CP and SP be in the same direction about the points C and S, the point P shall describe a line of the third order that has a double point in S, of the 34th kind according to Sir ISAAC NEWTON's enumeration: And if CT be taken upon SC produced beyond C equal to CS, and the angle SPN be made equal to CPT according to the last proposition, PN shall be the tangent. If CR be taken from C equal to ST but in a contrary direction, the asymptote shall pass through R; and, Sa being parallel to CA, if the angle aSD be made equal to aSd on the opposite side of Sa, the asymptote shall be parallel to SD. If CP meet the right line SD given in position in M, MP shall be always equal to MS; and therefore this curve coincides with one, of which several properties are demonstrated elsewhere, (*lemma 2. par. 1. Descrip. curvar.*)

FIG. 124. If the angular motion of SP about S be triple of the angular motion of CP about C, and be in the same direction, so that TSP be always triple of TCP, the point P shall describe a line of the third order of the same species with the former, only in this curve CT is triple of CR. If AM perpendicular to CS bisect it in A, and CP meet AM in M, SP shall be equal to SM or CM; because the angles SMP, SPM are equal, being each double of SCP: Therefore, since the angle TSP is triple of TCP, the area TSP is triple of the triangle ACM; and if ACK be an angle of 60 degrees, the area bounded by the curve CPT and right line CT shall be triple of the triangle CAK. The limit of the area included betwixt CR, the asymptote RX and the curve, is also triple of the same triangle. Let CpT be the curve called the *foliat*, that has the same asymptote RX, the same double point in C, and passes through T; let PV perpendicular to RT meet the foliat in p, then PV shall be to pV in the invariable ratio of AK to CA, or of the square root of 3 to unit. And hence the quadrature of the foliat and its tangents may be determined: For the area SpT must be to SPT (or 3CAM) as 1 is to $\sqrt{3}$; and, the angle CPN being made equal to SPT, if NP meet RT in n, the right lines

Pn,

Fig. 115.

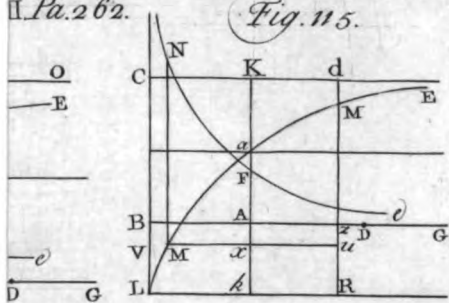


Fig. 116.

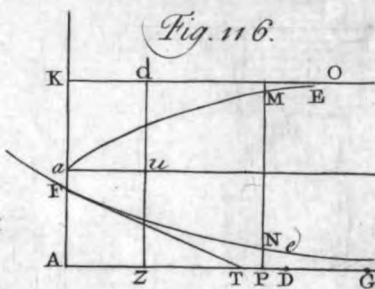


Fig. 118.

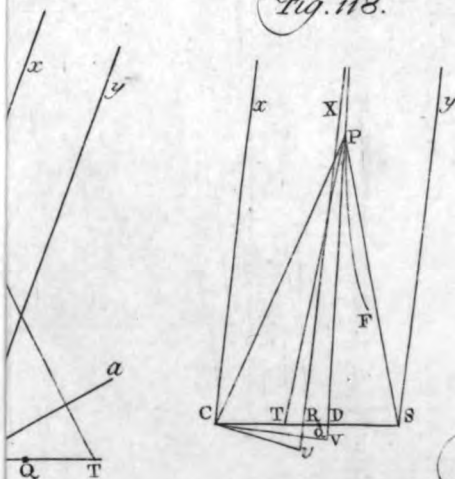


Fig. 121.

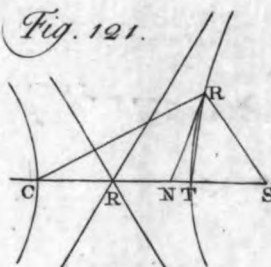


Fig. 122.

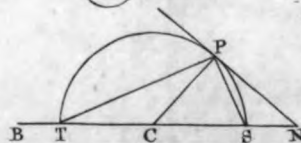
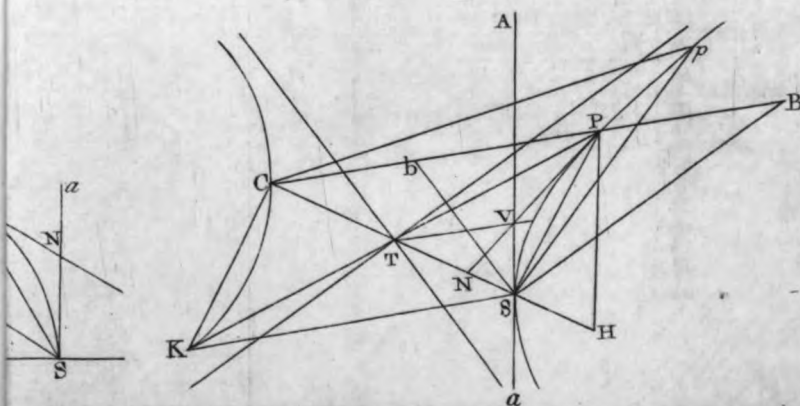


Fig. 120.



Pn, pn shall touch the curves TPC, T_pC respectively. It will appear afterwards, that the curve TPC is one of those which can be described by a centripetal force directed towards S that is reciprocally as the cube of SP the distance from S . The equation of this curve is easily computed from hence, that the square of PV is to the square of CV as TV is to RV . If **FIG. 125.** the angle PSC be triple of PCS , then ST is to be taken from S towards C equal to one fourth part of SC ; the curve described by P is also of the third order, having three asymptotes that pass through R , (CR being taken from C towards S equal to one fourth part of CS), one of which is perpendicular to CS , and the other two form each an angle with CS that is half a right one. In other instances, when the angle ACP is to $\angle SP$ in a given ratio, the tangents and asymptotes are determined with the same facility:

317. *Ex. 2.* Let the right lines CM, SM be always inflected **FIG. 126.** from the given points C, S to the curve BM ; and, if the point P be taken upon CM so that the triangle SMP may be always isosceles, the tangents and asymptotes of FP the curve described by P may be determined from those of the curve BM by the last proposition. Let EM be the tangent of the curve BM , and first let MP be always equal to MS ; make the angle SMV equal to CME on the opposite of SM that CME is of CM ; let MV meet CS in V , take ST equal to $2SV$, join PT , make the angle CPN equal to SPF the contrary way from CP that SPT is from SP : and PN shall be the tangent of the curve FP . For, the angle MSP being always equal to MPS , it follows, that the angular velocity of SP about S is one half of the sum or of the difference of the angular velocities of CM and SM about C and S , according as ME meets CS produced beyond C or S , or between C and S . Therefore, if we suppose that ST is to CT as the angular velocity of CP is to the angular velocity of SP , one half of the sum of CV and SV , or of their difference, shall be to SV as CT is to ST . Therefore ST must be equal to $2SV$; and, when CP and SP become parallel, CR is to be taken equal to $2SV$ in order to determine the asymptote RX . When M is always in the same right line, P is always in a line of the third order of the 33d sort, and has no double point, unless that right line:

line pass through S; in which case the curve FP coincides with one of those which we considered in the last article. But if we suppose that the side SP is always equal to SM, then, the rest of the construction being the same, ST is to be taken equal to SV. Lastly, if PM be always equal to PS, ST is to be taken equal to one half of SV. Of this last case we have an example in

FIG. 127. the ellipse and hyperbola: For when M is always found in a circle described from the center C, P is found in an ellipse or in an hyperbola according as the point S is within or without the circle, C and S are the two *foci*, CM is equal to the transverse axis, and the angle CME is a right one: Therefore, SMV being made a right angle, since SP is equal to PM, if PH bisect SM in H, it shall bisect SV in T, and shall touch the curve FP; because, the angles SPT, CPN being equal, PN and PT coincide. If, instead of a right line revolving about C, we substitute a right line moving parallel to itself, the same constructions may be easily adapted for determining the tangents and asymptotes of the curve that shall be described by P: And, supposing M to be always found in a right line, we shall have an example of this in the parabola when MP is always equal to PS, and in the equilateral hyperbola when MP is equal to MS.

FIG. 129. 318. *Ex. 3.* Let the angular velocity of CP about C be to the angular velocity of CM about C as any right line Cm is to CS; and the angular velocity of SP about S to the angular velocity of SM about S as Sn is to CS. Then, the rest of the construction being the same as formerly, let ST be to CT in the ratio compounded of that of Cm to Sn and that of SV to CV. This and the preceding examples might be easily rendered more general.

FIG. 130. 319. *Ex. 4.* Let the invariable angles DCG, KSH revolve about the given points C and S; let M the intersection of the sides CD, SK describe the curve BM, and let FP be the curve described by P the intersection of the other sides CG, SH. Let AM be the tangent of the curve BM, make the angle SMT equal to CMA, join TP, and make CPN equal to SPT, with the precautions that have been mentioned so often, and PN shall be the tangent of the curve FP. For the angular velocity of CM about C is to the angular velocity of SM about S as ST is to CT, by prop.

prop. 18. The angular velocities of CP and SP about C and S are respectively equal to the angular velocities of CM and SM about the same points, because the angles MCP, MSP are invariable. Therefore the angular velocity of CP is to the angular velocity of SP as CT is to ST; and, by the converse of the 18th proposition, PN is the tangent of the curve FP. When M comes to *m*, let SP and CP become parallel; and, *ma* being the tangent at *m*, let SmQ be made equal to Cma; and, if mQ meet CS in Q, take CR equal to SQ the contrary way from C that Q is from S, draw RX parallel to CP or SP, and it shall be an asymptote of the curve FP: but if mQ be parallel to CS, the branch of the curve described by P while M comes to *m* shall not be of the hyperbolic kind. When the point M describes a right line, P describes a conic section, unless when CP and SP coincide at the same time with CS; in which case P likewise describes a right line. When M describes a conic section that passes through one of the poles C, S only, and the right lines CP, SP coincide not with CS at the same time, P describes a line of the third order that has a double point in that pole. When the conic section passes through neither of the poles, P describes a line of the fourth order that has three double points: And by these constructions the tangents and asymptotes of those curves, and of such as can be reduced to similar classes of the higher orders, are determined. While the invariable angles MCP, MSP revolve about C and S, and M describes a right line, if the given angle Psp revolve about another given point *s* and the side sp always meet CM in *p*; then shall *p* describe a line of the third order that shall have a double point in C, because P describes a conic section that passes through C. The tangent at *p* is determined by drawing Pt, so that the angle sPt be equal to SPT, meeting Cs in *t*, joining pt and constituting the angle Cpn equal to spt: for pn shall be the tangent; because the angular velocity of sp is equal to that of sP, and is to the angular velocity of CP, or of Cp, as Ct is to st.

320. Ex. 5. Let the angle MCP revolve about C as in the FIG. 131. preceding example; but, the angle PQM being invariable, let the angular point Q describe the curve IQ, and the side QM always pass through the pole S; let Aa, Bb and PN be tan-

L 1

gents

gents of the curves IQ, GM and FP respectively. Let the angle QSD be made equal to DQa, (so that a circle described through S, Q and D may touch Aa;) join CD, and let the angles DPT, SMH be made equal to the angles CPN, CMB, respectively, with the precaution so often mentioned; join TH, and it shall be parallel to SD: And hence, the tangent of IQ, being given with the tangent of either GM or FP, the tangent of the other is easily determined. The asymptotes of the branches that are described by M when CM and SM become parallel, or by P when CP and QP become parallel, are determined by a construction that easily follows from this. When the point N describes a right line, and either of the points M, P describe also a right line, the other point describes a line of the third order (some cases excepted) that has a double point. The demonstration of this construction is easily deduced from prop. 18. For it follows from what was shewn there, that the angular velocity of DQ about D is equal to the angular velocity of SQ about S; so that if Aa, PN and Bb are the tangents, CT must be to DT as CH is to SH, and TH parallel to SD.

FIG. 132. 321. Ex. 6. The lines of the third order that have a double point are also described by P when the right lines CM, DM and SP revolve about the poles C, D and S, so that M describes a conic section that passes through C, and SP is always parallel to DM. Let Mz touch the conic section, and, the angle DMV being made equal to CMz, let MV meet CD in V; draw VH parallel to DS meeting CS in H; and, the angle CPT being made equal to SPH with the usual precaution, then PT shall be the tangent of the curve described by P. One of the asymptotes is parallel to CD, and its position is determined by producing CD till it meet the conic section in E, drawing the tangent of the section EQ meeting CS in Q, and taking CR equal to SQ according to the last proposition. Hence a method is easily derived for drawing a line of the third order through six given points, one of which is to be a double point, that shall have an asymptote parallel to a right line given in position, or a branch whose tangent approaches to this right line as its limit, as those curves always have. When M describes any other curve, the tangents and asymptotes of the curve described by P are deter-

Fig. 124.

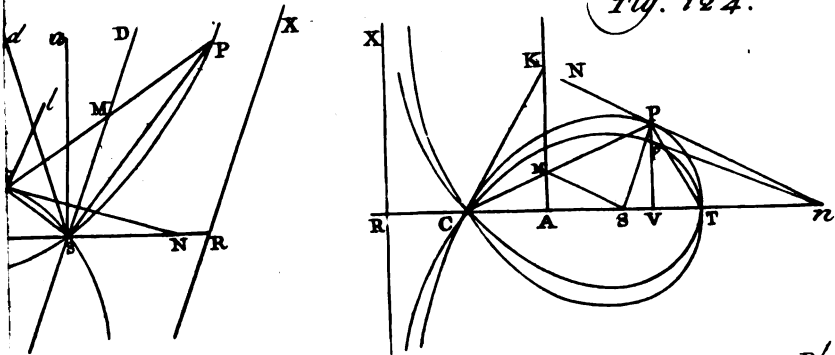


Fig. 126.

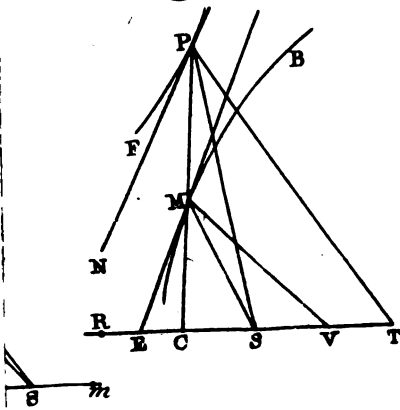


Fig. 127.

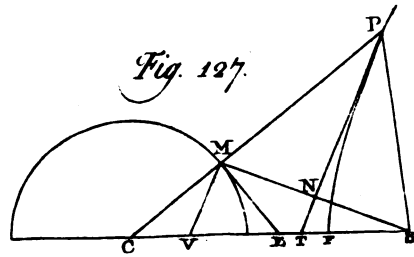


Fig. 128.

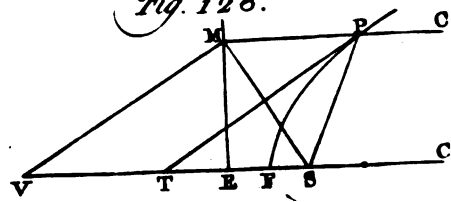


Fig. 130. N. 2

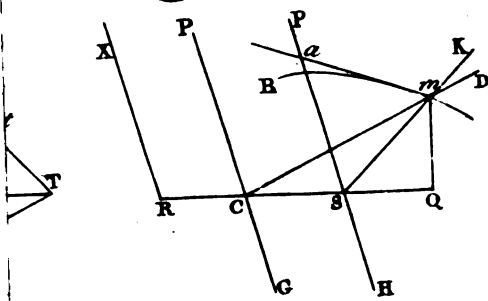
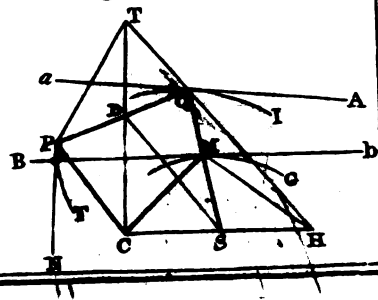


Fig. 131.



determined in the same manner. Thus, in the conchoid, if mH Fig. 108. parallel to SA meet SH parallel to AD in H , and the angle QMT be made equal to SMH , MT is the tangent.

322. *Ex. 7.* Let the right lines CM, SQ, DV revolve about Fig. 133. the points C, S and D ; let the intersection of DV with CM describe the curve GM , and its intersection with SQ describe the curve HQ ; let Bb touch the former curve in M , and Aa touch the latter in Q . Join DC, DS and CS , make the angle DML equal to CMB , (with the usual precaution,) and let ML meet CD in L ; let the angle DQT be equal to SQA , and let QT meet DS in T ; let LT meet CS in H , join PH , and make the angle CPN equal to SPH the contrary way from CP that SPH is from SP , and PN shall be the tangent of the curve described by P . The same construction is easily adapted to the case when the right line MQ moves parallel to itself instead of revolving about a given point. The asymptote of the branch that is described when CP and SP become parallel is determined by taking CR equal to SH in that case, according to the last proposition. When M and Q describe right lines, P describes a conic section, if the revolving lines CP and SP do not coincide with CS at the same time, (in which case P describes a right line,) as may be demonstrated by lemma 20. lib. 1. of Sir ISAAC NEWTON'S Principles, and by several other methods: And hence a way arises of describing a conic section through five given points similar to the first of those that are given in the 22d proposition of the same book. If more poles be assumed in the same manner, and the intersections of the revolving lines that are necessary in the description for determining P , move in fixed right lines, the point P shall still describe a conic section. But if any of them are made to describe conic sections or curves of any other orders, the line described by P may arise to the order that is expressed by the double product of the numbers that express those orders; and its tangents may be determined from the same principles. In this example, where we make use of three poles only, when the point M describes a conic section that passes through C , or D , and Q describes a right line, the point P describes a line of the third order having a double point in C , or S , (some cases excepted, as when CP and SP coincide together

L 1 2

with

with CS :) And hence other methods arise for drawing such curves through seven points, one of which is supposed to be double, and for determining its tangents and asymptotes. The conic section GM may be left out in explaining the manner in which the curve is described, or that in which its tangents and asymptotes are found, by substituting the construction by which the points and tangents of GM are determined, in its place ; of which substitution we gave an example at the end of art. 319. This may be easily extended to some classes of the higher orders of lines. The lines that are described in this manner have always one or more of those points that are called *double*, or that are more complex : for though, in particular cases, some of those points become simple ; yet one or more still remain double, or the

FIG. 134. curve becomes a conic section. Thus, if M describe a conic section that passes neither through C nor D, while Q describes a right line AQ, P describes a line of the fourth order, that has three double points, *viz.* C, S, and the point where DC meets AQ ; unless when CP and SP coincide at the same time with CS, in which case the points C and S are no longer double, and the curve described by P is of a lower order ; but the curve is then either of the third order and has still a double point, or becomes a conic section : And the lines of the third order, that have no *double* point, cannot be described, when the angles or right lines are all made to revolve about fixed points, or poles, by any method at least published hitherto. When the angular points are carried along right lines, as in the following example, such curves may be comprehended in the description likewise.

FIG. 135. 323. Ex. 8. The angles PML, PQL being invariable, let *Aa*, *Bb* and *Dd* be the tangents of the curves described by the points M, Q and L, and let PM always pass through a given point C, and PQ through a given point S ; make the angle MCG equal to GMa or AML, QSH equal to BQL, (so that a circle through C, M and G may touch *Aa*, and a circle through S, Q and H may touch *Bb*,) and let CG, SH meet LM and LQ in G and H, respectively ; join GH meeting *Dd* in I, make the angle GLZ equal to HLI with the precaution we have often mentioned ; let CT be to ST as GZ is to HZ, so that the points C, T and S may be in the same situation with respect to each other as G,
I

T and H ; and if the angle SPN be made equal to CPT the contrary way from SP that CPT is from CP , then PN shall be the tangent of the curve described by P . When M , Q and L describe right lines, P describes a line of the fourth order, in which C and S are double points, unless the revolving lines CP and SP coincide at the same time with CS . But in this last case (that is, supposing CS to meet Aa and Bb in A and B , the angle SBK equal to SQL , and BK to meet Dd in K , when CML is equal to CAK) P describes a line of the third order, the points C and S are simple, (*Descript. curvar. prop. 15. par. 1.*) and the curve intersects CS in a third point n , the same to which T comes when M comes to A and Q to B . And thus lines of the third order are described that have no *double point*, and their tangents and asymptotes are determined from the description. The same principles serve for determining the tangents and asymptotes of the curves that are generated when more lines, angles and poles are made use of in the description.

324. These examples may serve to shew how theorems relating to the description of lines are of use in resolving problems concerning them; and this will farther appear when we come to treat of the curvature of lines. The tangents at the points C and S in the preceding examples are determined more easily from art. 214. in a manner that may be applied in some cases to any other points of the curve. For example, let A, B, C, S and E FIG. 136. be five points in a conic section, and let it be required to draw a tangent at C ; join BC, SE , and let them meet in D ; let SC meet AB in q , and qD meet AE in n ; join Cn , and it shall be the tangent of the conic section at C . Again, let a line of the FIG. 137. third order have a double point in C , and let it be required to draw a tangent to any other point in the curve, as S . Let any right line through S meet the curve in other two points f and d , and let another right line meet the curve in the three points a, b and e ; join Ce meeting Sd in D . Let a conic section described through the five points C, a, b, d and f meet CS in g , join Dg meeting ab in k , then join Sk , and it shall be the tangent at S . Or the point g may be found without describing the conic section, by producing db and aC till they meet in l , lS and af till they meet in b , and joining bb which produced (if necessary)

sary) shall meet CS in g . This tangent may be determined by several other methods from the same principles, and some properties of such lines may be deduced analogous to those demonstrated of the conic sections by the learned Mr. SIMSON, *Scf. conic. lib. 5. prop. 45. &c.* Many other examples might be brought of this kind; but we have insisted on this subject at a sufficient length. We have described these examples in this rather than in the seventh chapter, that we might consider the tangents and the asymptotes together.

325. By an assignable magnitude we always understand any finite magnitude, and by an assignable ratio that of any finite quantities.

P R O P. XXVII.

FIG. 138. *Let Pr, the ordinate of the figure APr g , be to PN, the ordinate of the figure APNF, in any ratio that approaches to an assignable ratio, as its limit, while the figures are produced; let PN be reciprocally as any power of BP, and if the exponent of this power be greater than unit, and AP be taken upon BA produced beyond A, the areas APNF, APr g shall both have limits; but if that exponent be not greater than unit, those areas may be produced till they exceed any given space. It is the contrary, when AP is taken from A towards B.*

FIG. 107. Let IM in art. 293. be reciprocally as any power of CI (or BP) whose exponent is any positive number or fraction expressed by m , and the fluxion of IM shall be to the fluxion of CI (or of the base AP) in the ratio compounded of that of IM to CI and that of m to unit, (art. 167. & 168.) Let PN be to DG (as in art. 293.) as the fluxion of PM (or of IM) is to the fluxion of the base AP: then PM shall be as IM directly and BP inversely, and therefore inversely as some power of BP whose exponent exceeds unit by m . When AP is taken upon BA produced beyond A, the area APNF is always less than the rectangle contained

tained by aK and DG , which is its limit, by art. 293. But if AP be taken from A towards B , the area $APNF$ may be produced till it exceed any given space, and has no such limit, by art. 294. Therefore, conversely, if PN be reciprocally as any power of BP whose exponent exceeds unit by any integer number, or by any fraction how small soever, then the area $APNF$ has a limit when AP is taken upon BA produced beyond A , but has no limit when it is taken from B towards A . From this it easily follows, (and it may be likewise shewn from art. 295.) that, when PN is reciprocally as any power of the base whose exponent is less than unit, the area $APNF$ has a limit which it never can exceed if AP is taken from A towards B , but has no such limit if AP is taken upon BA produced beyond A . This being premised, because the base AP is an asymptote of the figure $APNF$, and the ratio of Pr to PN approaches to an assignable ratio as its limit while the figure is produced, it follows, that AP is also an asymptote of the figure $APrg$. Suppose that Ag is an ordinate at such distance from B , that when AP is taken upon BA produced beyond A , Pr never coincides with any asymptote the figure $APrg$ may have parallel to the ordinates; and since the ratio of Pr to PN is never greater than an assignable ratio while AP is any assignable distance, and the limit to which their ratio approaches (whether by increasing or decreasing) while the figure is produced, is also assignable; it follows, that there may be a ratio of a greater finite quantity to a lesser which may exceed any ratio of Pr to PN . Let Ab be to AF , and the ordinate Px always to PN , in such a ratio; and the figure $APxb$ shall be always to $APNF$ in the same ratio, (by art. 111.) Therefore, if there is a limit which the area $APNF$ never can amount to, there is also a limit which the area $APxb$ never can amount to, which is to the former as Ab is to AF . But Px is always greater than Pr , and the area $APxb$ greater than $APrg$; therefore there is likewise a limit which the area $APrg$ never can amount to. If the area $APNF$ may be produced till it exceed any given space, that is, if it have no limit, then let Px be supposed to be to PN in any invariable ratio less than the least ratio of Pr to PN , and the area $APxb$ shall be always less than $APrg$; but since it is in an invariable ratio,

FIG. 138.

FIG. 139.

tion to the area APNF, it follows that it has no limit. Therefore there is likewise no limit which the area APrg may not exceed. When the figure APNF has an asymptote BV parallel to the ordinates, the figure APrg has the same asymptote: and it appears in the same manner, that the areas bounded by a given ordinate Ag, (which is supposed to be taken so near to B that the figure APrg has no asymptote parallel to the ordinates betwixt A and B,) the asymptote BV and the curves, either have both limits, or may be both produced till they exceed any given space. Therefore what was shewn of the area APNF is applicable to the area APrg.

326. COR. I. It is obvious that this is agreeable to what is shewn by the celebrated author of the Geometry of infinites, after his manner, in art. 1430. That when the base is infinitely produced, and the ordinate becomes an infinitesimal of any order beneath the first, the area is finite; but when the ordinate is an infinitesimal of the first order, whether it be a complete infinitesimal (as he expresses it) of that order or not, the area is infinite. For when PN is reciprocally as any power of BP if the exponent of this power exceed unit, PN becomes an infinitesimal of an order beneath the first, according to this doctrine, when BP is supposed infinite; but if that exponent be unit or less than unit, PN is an infinitesimal of the first order.

327. COR. II. To give an example of this proposition, let Pr be expressed by any fraction whose numerator and denominator consist of terms formed from the powers of BP and given

quantities, (as by $\frac{Ax^m + Bx^{m-1} + \mathcal{E}c.}{ax^n + bx^{n-1} + \mathcal{E}c.}$ where x is supposed to

represent BP, m and n are any given numbers, A, B, a , b , $\mathcal{E}c.$ invariable quantities;) then, if the exponent of the highest power of BP (or x) in the denominator exceed the exponent of its highest power in the numerator, the base shall be an asymptote of the figure APrg; and if this excess be greater than unit, (that is, if n exceed $m+1$,) there shall be a limit which the area bounded by the curve and asymptote never can amount to; or, to make use of the usual expression, it shall have a finite value even when it is supposed to be produced infinitely: But if

if that excess be equal to unit, or less than unit, (that is, if n be equal to $m+1$, or less,) the area $APrg$ shall have no such limit; or, according to the usual expression, it shall become infinite when produced infinitely. If the lowest exponent of BP (or x) in the terms of the denominator of that fraction exceed its lowest exponent in the numerator, the figure shall have an asymptote BV parallel to the ordinates; and when this excess is less than unit, there is a limit which the figure bounded by the curve and the asymptote BV never amounts to; but when this excess is equal to unit, or greater than it, there is no such limit: If any power of Pr be expressed by such a fraction, then the excess we have described is to be divided by the exponent of this power, and the quotient in place of the excess is to be compared with unit. For let PN be reciprocally as the power of BP whose exponent is equal to this quotient, and the ratio of Pr to PN shall approach continually to an assignable limit when the figure is produced: because a term in the value of Pr where BP is of any dimensions, is to a term where it is of any lower dimensions, as some power of BP is to a given quantity; and the latter of these terms is to be neglected in respect of the former, when the limit of the ratio of Pr to PN is required while the figure is produced along the base; but the former in respect of the latter, while it is produced along the asymptote BV . And therefore the limit of the ratio of Pr to PN depends on those terms only of the numerator and denominator of the value of Pr , where the exponents of BP are highest, in the former, and where these exponents are lowest, in the latter case.

328. When the ratio of the fluxion of Pr to the fluxion of PN approaches continually to an assignable ratio, as its limit, while the figures $APrg$, $APNF$ are produced along the asymptote AP , the ratio of the ordinates Pr and PN to each other approaches likewise to an assignable ratio. For let Pf and Pn the ordinates of the figures $APfd$, $APnf$ measure the fluxions of Pr and PN respectively, the fluxion of the base being measured by the given line DG . Let AP be produced to any point q , and, Q being any where upon Pq , let the ordinates at Q and q meet the curves FN , gr , fn and df in M , V , T , Z , m , u , t and z ; and let Pf be at so great a distance from A that the figures

$M m$
 $APnf$,

$APnf$, $APfd$ may have no asymptote parallel to the ordinates beyond Pf . The rectangles contained by Pr and DG , and by PN and DG , are the limits to which the areas $Pqzf$, $Pqtn$ continually approach while Pq is produced by art. 296. and the ratio of Pr to PN is always the ratio of those limits. The ratio of $Pqzf$ to $Pqtn$ is always less than the greatest ratio of the ordinate QZ to QT , and is greater than the least ratio of QZ to QT , when this ratio is variable; and it coincides with this ratio when it is invariable: Therefore the ratio of $Pqzf$ to $Pqtn$ always approaches to an assignable ratio as its limit while Pq is produced, however great the distance AP may be; and, consequently, the ratio of Pr to PN approaches likewise to such a limit. This is sufficient for our purpose; but it might be shewn, that this limit can be no other than the limit of the ratio of Pf to Pn , or of the fluxion of Pr to the fluxion of PN .

P R O P. XXVIII.

FIG. 138.
& 139.

329. *The fluxion of the base AP being given, let the fluxion of the ordinate PR be represented by Pr, and the limit of the ratio of Pr to an ordinate of an hyperbola that is reciprocally as a power of BP whose exponent is n, be assignable: Then the figure APRA shall have an asymptote that is parallel to the base, or coincides with it, when n is greater than unit; and there shall be a limit which the area bounded by the curve aR and this asymptote never can amount to, if n be greater than 2.*

Let Aa parallel to the ordinates meet the curve in a , and ap parallel to the base meet PR in p . The figure apR has an asymptote parallel to the base when the area $APrg$ has a limit, by art. 298. that is, by the last proposition, when the ratio of Pr (which measures the fluxion of PR) to PN approaches to an assignable ratio as its limit, and PN is reciprocally as a power of BP whose exponent n exceeds unit. This asymptote is determined by taking aK upon Aa from a parallel to pR and in the

the same direction, so that the rectangle contained by aK and DG may be equal to the limit of the area $APrg$, and, drawing KI parallel to the base, by art. 298. The asymptote sometimes coincides with the base, as when pR is taken from p towards P and aK is equal to Aa . If the exponent n be not greater than unit, the figure has no asymptote parallel to the base, by art. 298. & 325. In the same manner it appears, that the figure has an asymptote parallel to the ordinates when n is equal to unit or greater; because, AP being taken towards B , the figure $APrg$ may be produced in such cases till it exceed any given space, by art. 325.

330. To demonstrate the latter part of the proposition, let KI be the asymptote of the figure, that is parallel to the base when n exceeds unit, (by the last article;) let KI be taken upon CK produced towards O , and let P^n measure the fluxion of PN , which is supposed to be reciprocally as a power of BP whose exponent exceeds unit. Then, (by art. 167.) the fluxion of the base being given, the fluxion of PN is as PN directly and BP inversely; and, consequently, P^n is reciprocally as a power of BP whose exponent exceeds 2. Therefore, if the ratio of Pr (that measures the fluxion of PR , or of IR) to a quantity that is reciprocally as the same power of BP approach to an assignable ratio, as its limit, the ratio of Pr to P^n , or of the fluxion of IR to the fluxion of PN , and (by art. 328.) the ratio of IR to PN , shall approach to such a limit: And, because there is a limit which always exceeds the area $APNF$, it follows, (by the 27th proposition,) that there is likewise a limit which always exceeds the area $aRIK$. But if the exponent n be not greater than 2, the area $aRIK$ may be produced till it exceed any given space, by art. 325. because the ratio of IR to a quantity that is reciprocally as a power of BP whose exponent is not greater than unit shall approach to an assignable ratio, as its limit, in this case. It appears in the same manner, that if KI be taken towards C and AP towards B , the area $aRIK$ has a limit when n is less than 2, but has no limit when n is equal to 2, or greater. To give an example of this proposition, if the ratio of the fluxion of the ordinate to the fluxion of the base be expressed by such a fraction as was described

M m 2

in

in art. 327. then, if the excess of the highest exponent of BP (or x) in the denominator above its highest exponent in the numerator be greater than unit, the figure has an asymptote that is parallel to the base, or coincides with it: and if this excess exceed 2, there is a limit which the area bounded by the curve and this asymptote can never amount to; but if the excess be equal to 2, or less than 2, that area may be produced till it exceed any given space.

331. COR. I. The first part of this proposition, reduced to the stile of the method of infinitesimals, agrees with the rule that was cited in art. 299. That when the figure is supposed to be produced infinitely, and the element of the ordinate becomes an infinitesimal two degrees beneath the element of the base, the figure has an asymptote that is either parallel to the base, or coincides with it. For, when the figure is supposed to be produced infinitely, the ratio of Pr to PN must be supposed to coincide with its limit; and, since PN is reciprocally as a power of BP whose exponent is greater than unit, and the fluxion of the ordinate PR is to the fluxion of the base as Pr is to DG, if these fluxions be represented by infinitely small elements of the ordinate and base, the element of the ordinate must be to the element of the base as a given quantity is to a quantity that is expressed by a power of the infinite line BP whose exponent exceeds unit. This rule is chiefly of use (as the celebrated author observes) when the curve is not geometrical; and when AP and PR do not both enter the quantities that express the relation of their fluxions; for if PR, or any other variable quantity besides the base AP and its powers, enter the value of the fluxion (or of the element) of PR, regard must be had to the ratio of that variable quantity to the base AP when it is supposed infinite: And in applying this rule, the various orders of infinites, and infinitesimals, are best determined by the powers of the base, and their reciprocals. The continuation of this rule, and of that given in art. 326. will appear from what follows.

332. COR. II. The second part of this proposition may be expressed, according to the method of infinitesimals, thus: The figure apR has an asymptote parallel to the base, and the area bounded by the curve and that asymptote is finite, though infinitely

nately produced, when, the base being supposed infinite, the element of the ordinate pR becomes an infinitesimal of an order three or more degrees beneath the element of the base, which is always supposed an infinitesimal of the first order; but that area is infinite, when the element of the ordinate is an infinitesimal of an order that is only two degrees beneath that of the element of the base.

333. The fluxion of the base being given, let the ratio of the quantity that measures the second fluxion of the ordinate PZ , to a quantity that is reciprocally as a power of BP whose exponent is n , approach to any assignable ratio as its limit. Then the figure has an asymptote that is either oblique to the base, or parallel to it, or that coincides with it, when n exceeds 2; and there is a limit which the area bounded by the curve and this asymptote never amounts to, when n exceeds 3. This is demonstrated from art. 300. 328. & 330. in the same manner as the last proposition was demonstrated from art. 298. 325 & 328. The asymptote is oblique to the base when the ratio of the first fluxion of the ordinate to the fluxion of the base approaches to an assignable ratio, as its limit; but it is parallel to the base, or coincides with it, when this limit is not assignable. If n be equal to 2, or less, the figure has not such an asymptote; and if n be equal to 3, or any number betwixt 2 and 3, the area bounded by the curve and asymptote may exceed any limit.

334. In order to comprehend the continuation of those theorems in one view, let us call the asymptote, of the *first order*, when it coincides with the base of the figure; of the *second order*, when it is a right line parallel to the base; of the *third order*, when it is a right line oblique to the base; of the *fourth order*, when it is a common parabola that has its axis perpendicular to the base; and, in general, of the order $r+2$, when it is a parabola the ordinate of which is always as a power of the base whose exponent is r . Then let PZ be the ordinate of the figure, and let its fluxion of any order expressed by m (that is, its first fluxion when m is unit, its second fluxion when m is 2, and so on) be represented by Pr , the fluxion of the base being given. Let PN be reciprocally as any power of BP whose exponent is any number n ; and let the ratio of Pr to PN approach

proach continually to any assignable ratio, as its limit, while BP is produced. Then, if the number n be greater than m , the figure shall have an asymptote of the order expressed by $m+1$, or of an order that is expressed by a lesser number. When the excess of n above m is greater than unit, there is a limit which the area bounded by the curve aZ and that asymptote never can amount to, while BP is produced; when that excess is equal to unit, or less, this area may be produced till it exceed any given space: And if n be equal to m , the figure has no such asymptote. Let the figure be now produced on the other side of AF, or AP be taken from A towards B, and when n is equal to m , or greater, the figure has an asymptote parallel to the ordinates, that passes through B; when n is equal to m , or when the excess of n above m is less than unit, there is a limit which the area bounded by the curve and this asymptote never can amount to; when that excess is equal to unit, or greater, this area may be produced till it exceed any given space: But when n is less than m , the figure has not an asymptote through B parallel to the ordinates.

335. The first part of the last article, reduced to the stile of the method of infinitesimals, shews, that when BP is supposed to be produced infinitely, and the *difference* of the ordinate of the order expressed by m becomes an infinitesimal of an order that is as many degrees beneath that of the element (or first *difference*) of the base as there are units in $2m$, then the curve has an asymptote of the order expressed by $m+1$, or of some inferior order; when that *difference* becomes an infinitesimal of an order that is as many degrees beneath that of the element of the base as there are units in $2m+1$, the area bounded by the curve and asymptote is finite though it be produced infinitely; but when the order of that *difference* is only $2m$ degrees beneath that of the element of the base, then the area is infinite: And this shews the continuation of the rules given by the learned author above mentioned. Thus, for example, the base being produced infinitely, when the second *difference* of the ordinate is of an order four or more degrees beneath that of the element of the base, the figure has a rectilinear asymptote that is oblique to the base, or is parallel to it, or coincides with it; but if this

dis-

difference be of an order that is not so many degrees beneath that of the element of the base, the curve has not such an asymptote. If the second *difference* of the ordinate is of an order five or more degrees beneath that of the element of the base, the area bounded by the curve and asymptote is finite though produced infinitely; but if it is not of an order that is five degrees beneath that of the element of the base, the area is infinite.

336. It is easy to see from art. 307. & 309. when the solids **FIG. 114** generated by hyperbolic areas revolving about their asymptotes have limits, and when they may be produced till they exceed any given solid. If aME be any hyperbola, the solid generated by $APNF$ has a limit, or not, according as AP is taken upon BA produced beyond A , or from A towards B , by art. 301. and since IM the ordinate of the hyperbola aME to its asymptote KI is reciprocally as some power of BP , its fluxion is reciprocally as a power of BP whose exponent exceeds unit, and the square of PN being always as this fluxion, (art. 307) PN must be as some power of BP whose exponent is greater than $\frac{1}{2}$. Therefore, when PN is reciprocally as a power of BP whose exponent is greater than $\frac{1}{2}$, the solid generated by $APNF$ about AP has a limit, or not, according as AP is taken upon BA produced beyond A , or from A towards B . When aME is a logarithmic that has BV for its asymptote, the fluxion of PM is reciprocally as BP , and PN is reciprocally as the power of BP whose exponent is $\frac{1}{2}$; and the solid generated by $APNF$ about AP has no limit in either case, because the cylinder generated by the rectangle ag may exceed any given solid. When aME **FIG. 115.** is a parabola that touches BV in L , the fluxion of PM is reciprocally as a power of BP whose exponent is less than unit, and PN is reciprocally as a power of BP whose exponent is less than $\frac{1}{2}$: And in this case, when AP is taken from A towards B , the solid generated by $APNF$ has a limit which it can never amount to, *viz.* the cylinder generated by the rectangle aR about the axis ak ; but it may exceed any given solid when AP is taken on the other side of A . When PN is reciprocally as a power of BP whose exponent is any fraction greater than $\frac{1}{2}$, but not greater than unit, and AP is taken upon **FIG. 114.**
on

on BA produced from A, there is no limit which the area APNF may not exceed : but there is a limit which the solid generated by this area never can amount to ; and therefore, in this case, when the figure is supposed to be produced infinitely, an infinite area is said to generate a finite solid. If that exponent be still greater than $\frac{1}{2}$, but less than unit, and AP be taken towards B, there is a limit which always exceeds the area APNF, but there is none which always exceeds the solid generated by it ; and, in this case, when the figure is supposed to be produced infinitely, a finite area is said to generate an infinite solid. In the former case, the fluxions of the solid and area both decrease while AP is produced ; but the fluxion of the solid decreases faster, and is measured by a figure which is to the solid contained by the rectangle Pb, that measures the fluxion of the area, and by the given line AF, in a ratio that, by producing AP, becomes less than any given ratio ; and hence it is not surprising, that the solid should have a limit, though the area has none. In the latter case, that ratio by producing the figures becomes greater than any given ratio ; and it is therefore easy to conceive, that though the area has a limit, the solid may have none. What has been shewn of the solid generated by the area APNF, is to be extended to the solid generated by the area APrg when the ratio of Pr to PN (however variable it may be) approaches continually to an assignable ratio, as its limit, while the figures are produced along their asymptotes. And, in general, what was shewn of areas, may be transferred, with some necessary precautions, to solids. For example, the fluxion of the base being given, if the ratio of the fluxion of PR to a quantity that is reciprocally as a power of BP whose exponent is n , approach to an assignable ratio, as its limit, and n exceed 2, there is a limit which always exceeds the solid generated by the area aRIK about the axis AP, which is supposed to be taken upon BA produced from A.

FIG. 138.

337. There are several other methods by which it may be discovered when a figure has an asymptote, and of what kind it is. When the value of the ordinate is resolved into a series that converges the faster the greater the base is, the asymptote may be determined from the first terms of the series when they are such

such as remain invariable, or continually increase, while the base is produced. If the difference betwixt the subtangent and the absciss approach continually to a finite right line, as its limit, while the branch of the curve is produced, and the base (or the ordinate) may increase till it exceed any given right line, it is obvious that the figure must have a right line for its asymptote, that meets the base at a distance from the beginning of the absciss equal to that limit, by art. 313. When the curve has a common parabola for its asymptote, the ratio of the subtangent to the absciss approaches continually to that of 2 to 1, when the axis of the parabola coincides with the base; but to that of 1 to 2, when the axis is perpendicular to the base: and by observing the limit to which the ratio of the subtangent and absciss approaches, parabolic asymptotes, of various kinds, may be discovered. When the logarithmic NF is continued on the other side of AF, this ratio decreases and may become less than any given ratio, and no parabolic figure can be its asymptote. FIG. 116.

338. If SP perpendicular from a given point S upon LP the tangent of the curve LB approach continually in position and magnitude to any assignable right line, and SL may increase without end, it is obvious that the curve BL must have a rectilinear asymptote. If ST, which is perpendicular on PT the tangent of the curve DP, (and is a third proportional to SL and SP,) approach in the same manner to a finite right line, the curve DP has a right line, and BL a common parabola, for its asymptote. If SK perpendicular on TK approach thus to an assignable limit, the curve GT has a right line, DP a common parabola, and BL a femicubical parabola, for their asymptotes. In general, when SL may be increased without end, if the ratio of SL to a right line that is as any power of SP whose exponent is greater than unit, approach to an assignable ratio, as its limit, a parabola, the ordinate of which is always as the same power of the absciss, may be the asymptote of the curve BL; but if the ratio of SL to SP approach to such a limit, the figure has no rectilinear or parabolic asymptote. In the same manner, if the ratio of the fluxion of the angle ASP to the fluxion of the angle ASL approach to the ratio of any number m to a greater number n , while BL is produced, a parabola whose ordinate is always

N n

ways

ways as the power of the absciss of the exponent $\frac{m}{n}$ is the asymptote of the curve BL. There are still other rules by which it may be sometimes discovered when a figure has an asymptote and the area a limit, but we have insisted on this subject already at a sufficient length.

P R O P. XXIX.

FIG. 141. 339. *The figure APNF being supposed to revolve about its asymptote AP, there is a limit which always exceeds the surface generated by the curve FN, when there is a limit which always exceeds the area APNF; but when this area may be produced till it exceed any given space, the surface generated by FN has no limit.*

Let Nt be the tangent at N , and let xt parallel to PN meet Nt in t , and meet Nx parallel to the base and equal to DG (which measures the fluxion of the base) in x . The fluxion of the surface generated by FN is measured by a space that is to the rectangle contained by PN and Nt in the invariable ratio of the circumference of a circle to its radius; this rectangle is always greater than the rectangle Px which measures the fluxion of the area $APNF$, because Nt is always greater than Nx : Therefore the surface generated by FN is always greater than the area $APNF$; and, consequently, if this area may be produced till it exceed any given space, the surface FN may likewise be produced till it exceed any given space: which is one part of the proposition. Let FT the tangent at F meet the asymptote in T , and Ag be to AF as FT is to AT ; let Pr be to PN in the invariable ratio of Ag to AF , and rx parallel to the base meet tx produced in x . Because the curve is convex towards its asymptote, tx continually decreases while the figure is produced, (art. 184.) and the ratio of Nt to Nx decreases, and is always less than the ratio of FT to AT or of Pr to PN ; and the rectangle contained by PN and Nt is less than the rectangle

Fig. 133.

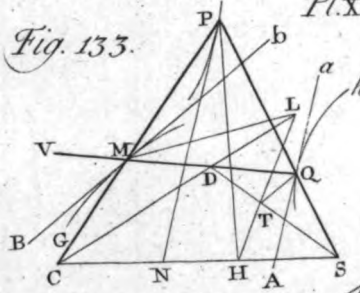
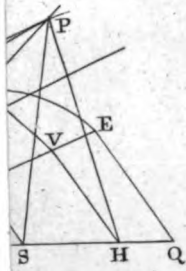


Fig. 134.

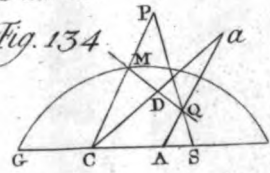


Fig. 137.

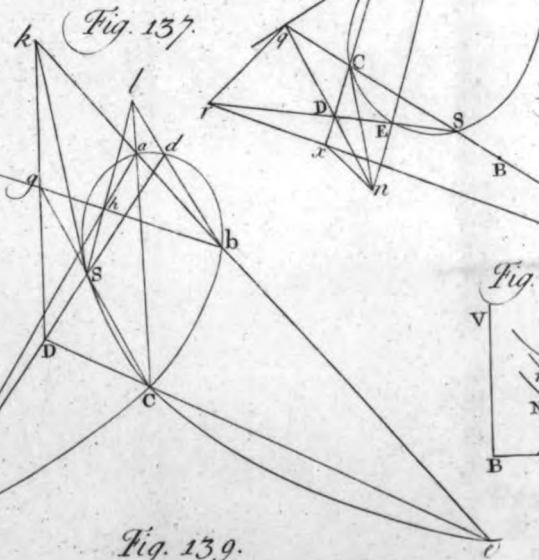


Fig. 136.

Fig. 140.

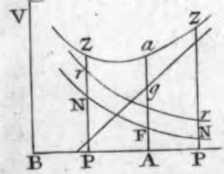


Fig. 139.

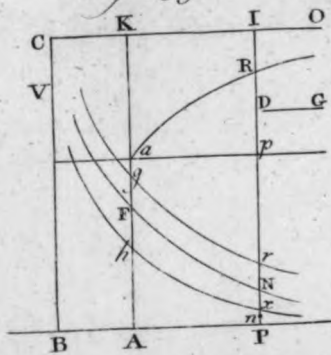
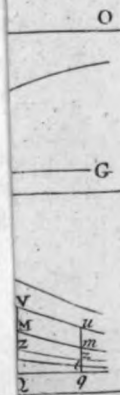
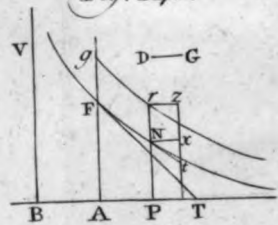


Fig. 141.



angle Pz which measures the fluxion of the area $APrg$. Therefore the fluxion of the surface generated by the curve FN about AP is always to the fluxion of the area $APrg$, in a less ratio than the circumference of a circle is to its radius; and the ratio of that surface to the area $APrg$ is always less than this ratio. But if there is a limit which always exceeds the area $APNF$, there is likewise a limit which always exceeds the area $APrg$, because the ordinates PN , Pr are supposed to be to each other in an invariable ratio; and therefore there is also a limit which always exceeds the surface generated by the curve FN about AP . Thus it appears, to express the proposition in the more usual form, that when the figure is supposed to be produced infinitely, and to revolve about its asymptote, the surface generated by the curve is finite or infinite according as the area of the figure is finite or infinite; as has been observed by Mr. COATES. If the figure, for example, is that of the logarithmic, and AP be the asymptote; or if it is an hyperbola, and the ordinate PN be reciprocally as any power of BP whose exponent exceeds unit: there is always a limit which exceeds the surface generated by the curve about the asymptote AP , when AP is taken upon BA produced beyond A : But when AP is taken from B towards B , the surface generated by FN may exceed any given space, as might be demonstrated from prop. 27.

340. As a curve may approach continually to a right line while they are both produced, and never meet it, so a spiral line may approach continually to a certain point, and not reach it in any number of revolutions how great soever that can be assigned. Let a circle be described from the center S with a radius Sb equal to AF in fig. 114. let b be a point given in the circumference of this circle; let the arch br be always equal to the base AP , and Sm be taken on the ray Sr always equal to the ordinate PN ; and, since AP is supposed to be the asymptote of the figure $APNF$, it is manifest that the spiral br approaches continually to the point S , as the curve approaches to its asymptote; but it can never reach it in any assignable number of revolutions, because though the arch br (equal to AP) be never so great, Sm (equal to PN) never vanishes.

FIG. 142.
& 114

P R O P. XXX.

FIG. 142.
& 114.

341. *The construction in art. 307. being supposed, let the arch br be always equal to AP , and Sm equal to PN ; and the spiral area Sbm shall be always to the rectangle ag in the invariable ratio of DG to Hb the diameter of the circle brH .*

By what was supposed in art. 307. the square of PN is to the square of DG as the fluxion of PM is to the fluxion of AP , or (if Ml parallel to the base be equal to DG , and lt parallel to the ordinates meet the tangent Mt in t) as lt is to Ml , or DG ; and therefore the square of PN is equal to the rectangle contained by DG and lt . The fluxion of the spiral area Sbm is to the fluxion of the sector Sbr (by prop. 5.) as the square of Sm is to the square of Sb . The fluxion of the base AP , or of the arch br , being measured by DG , the fluxion of the sector Sbr is measured by one half of the rectangle contained by Sb and DG , and is to the fluxion of the rectangle ag (which is measured by the rectangle contained by au , or DG , and lt) as Sb is to $2lt$. Therefore the fluxion of the spiral area Sbm is to the fluxion of the rectangle ag as the square of Sm , (or of PN ;) or the rectangle contained by DG and lt , is to the rectangle contained by Sb and $2lt$; that is, as DG is to $2Sb$ or $2AF$: and, this ratio being invariable, it follows, that the spiral area Sbm is to the rectangle ag as DG is to Hb the diameter of the circle brH . This proposition obtains, whether AP and KI be asymptotes of the curves FN , aM or not; it is sufficient that the square of PN be to the square of DG as the fluxion of PM is to the fluxion of AP , that br be always equal to AP , Sm equal to PN , and that PM either increase or decrease continually.

342. COR. I. Because the sector Sbr is equal to one half of the rectangle FP , it follows, that the spiral area Sbm is to the sector Sbr as the solid contained by ag and DG to the solid contained by FP and Sb , or AF , and therefore as the cylinder generated by ag about ax , or the solid generated by $APNF$ about AP ,

AP, to the cylinder generated by FP about AP. Thus, when **FIG. 142.**
 FN is a right line, *br* is the spiral of Archimedes, the area *Sbm* n. 2.
 is to the sector *Sbq* as the frustum of a cone generated by the
 trapezium APNF about the axis AP is to the cylinder generated
 by the rectangle FP about the same axis; and if *Sy* be the
 tangent of the spiral at S, the spiral area *Swmb* shall be to the
 sector *Sby* as one is to three; as was shewn after ARCHIMEDES
 in the introduction.

343. COR. II. When there is a limit which always exceeds
 the solid generated by the area APNF about AP, there is like-
 wise a limit which always exceeds the spiral area *Sbm* genera-
 ted by the ray *Sm* while it revolves about S; and this limit is
 to the rectangle *ad* as DG is to Hb. But if the solid generated
 by the area APNF produced may exceed any given solid, the
 area that is generated by the ray *Sm*, while it revolves continu-
 ally about S, may likewise exceed any given space. In the same
 manner, *Sb* being equal to *aK*, if *br* be always equal to *ap*,
 and *Sm* to *pM*, the area generated in this case by *rm* shall have
 a limit, or not, according as the solid generated by the area
aMIK about the axis *ap* has a limit, or may be produced till it
 exceed any given solid: And in this case the circle *brH* is the a-
 symptote of the spiral. If *Sm* be always equal to *PZ* in fig. 140.
 the spiral of Archimedes is the asymptote of the spiral *bm*: and
 this might be carried further by art. 334. &c.

344. COR. III. Let *FNc* be a common hyperbola, BA and **FIG. 143.**
 BC its asymptotes, and *bm* shall be the curve that is called the & 114
reciprocal or *hyperbolic spiral*; let the arch *bb* be equal to BA,
 join *Sb*, let a circle described from the center S through *m* meet
Sb in *o*, and the arch *mo* shall be of an invariable magnitude e-
 qual to *bb*, or BA; for *br* is to *mo* as *Sb* is to *Sm*, or AF to
 PN, and therefore as BP (or *br*) to BA. The spiral area *Smb*
 is to the rectangle *ag* as DG is to 2AF, and therefore in this
 case *Smb* is equal to one half of the rectangle contained by BA
 and the difference of AF and PN, or by *bb* and *mr*; and the
 limit of this area is equal to the sector *Sbb*. Let ST perpen-
 dicular to *Sm* meet the tangent of the spiral in T, and ST shall
 be of an invariable magnitude equal to *bb*, or BA; because *Sm*
 is to ST in the ratio compounded of that of the fluxion of *Sm*
 to

to the fluxion of br (or AP) and of the ratio of Sb (or AF) to Sm ; that is, in the ratio of AF to BP , or of PN (or Sm) to BA . It is obvious, that a right line al parallel to Sb , at a distance Sa from it equal to BA on the same side that b is from b , is an asymptote of this spiral continued without the circle bb .

345. COR. IV. Let Sp perpendicular from S on mT the tangent of the hyperbolic spiral (described in the last corollary) meet it in p , and the point p shall be always found in the spiral whose rays decrease *proportionally* while the length of the curve bb increases uniformly, which is called by Mr. COTES the *complicated tractrix*. For if the angle Spt be made equal to SmT , pt shall be the tangent of the curve in which p is always found, by art. 211. and if St perpendicular to Sp meet pt in t , the triangles pSt , SpT shall be similar and equal, and pt the tangent of this spiral is always equal to the invariable line ST . The fluxion of this spiral ap is to the fluxion of the ray Sp as the invariable tangent pt (or ST) is to the ray Sp , and therefore Sp decreases *proportionally* while ap increases uniformly. Hence the points of this spiral may be found by taking Sm , upon any ray Sr , in the same ratio to Sr as the given arch bb is to the arch br , constituting ST perpendicular on Sm equal to the invariable line ST , or to the arch bb , joining mT and drawing

FIG. 144. Sp perpendicular to mT in p . Or, let a circle ku be described with the radius fk equal to ST , and let sz meet the tangent kz in z and the circle in u ; let ux be perpendicular on Sk in x ; and, if the arch ky be equal to the excess of the tangent kz above the arch ku , and Sx be taken upon Sy always equal to Sx , (the cosine of ku ,) then n shall be a point in this spiral. A construction of this spiral is given by Mr. COTES, *Harmon. mensur.* p. 84. It is likewise considered by Mr. VARIGNON, *Mem. de*

FIG. 143. *acad. roy.* 1704. All those spirals in which the ratio of the fluxion of the curve to the fluxion of the ray from S , is the same as the ratio of some power of the given line Sb to the same power of that ray, are constructed from this spiral by taking the angle bSq to bSp as unit is to the exponent of that power, and Sq so that the ratio of the same powers of Sq and Sb may be that of Sp to Sb ; for q shall be found in such a spiral.

PROP.

P R O P. XXXI.

346. *When there is a limit which always exceeds the area APNF while it is produced along the asymptote AD, there is likewise a limit which always exceeds the length of the spiral line bm while it approaches to S; but if the area APNF produced may exceed any given space, the spiral line bm may be continued till it exceed any given line.* FIG. 145.

Let mT touch the spiral in m , and meet ST perpendicular to Sm in T . The fluxion of the base AP , or of the arch br , being represented by any given right line DG , let Pn the ordinate of the figure $APnf$ measure the fluxion of PN or Sm ; let Pr , the ordinate of the figure $APrg$, be always to PN in the invariable ratio of DG to SH ; let the square of Pq , the ordinate of the figure $APqd$, be always equal to the sum of the squares of Pr and Pn ; and, qx parallel to the base being made equal to DG , complete the rectangle Px . Let a circle described from the center S through m meet Sb in o ; and, while m proceeds in the spiral, the fluxion of om shall be to the fluxion of br (or of AP), which is measured by DG , as Sm (or PN) is to Sb ; but Pr is to DG as PN is to Sb : Therefore the fluxion of om is represented by Pr ; and, since it is to the fluxion of Sm as ST is to Sm (by prop. 16.) it follows, that ST is to Sm as Pr is to Pn , and mT to Sm as Pq is to Pn . Therefore the fluxion of the spiral line bm is to the fluxion of Sm as Pq is to Pn , and to the fluxion of AP as Pq is to DG ; and the rectangle contained by DG and the right line that measures the fluxion of bm is always equal to the rectangle Px that measures the fluxion of the area $APqd$. Therefore the rectangle contained by the spiral line bm and the given right line DG is always equal to the area $APqd$. But Pq is always less than the sum of Pn and Pr , because the square of Pq is less than the square of the sum of Pn and Pr , by the supposition; and, consequently, the area $APqd$ is always less than the sum of the areas $APrg$, $APnf$. The rectangle contained

tained by AF and DG is always greater than the area $APnf$, by art. 296. Therefore the rectangle contained by the spiral line bm and DG is always less than the sum of the area $APrg$ and the rectangle contained by AF , DG . Because Pr is to PN in the invariable ratio of DG to SH , the area $APrg$ is to the area $APNF$ in the same ratio; and if there is a limit which always exceeds the area $APNF$, there must likewise be a limit which always exceeds the area $APrg$; and there is consequently a limit which exceeds the rectangle contained by the spiral bm and DG . Therefore there is a right line which always exceeds the spiral bm . If, by producing the figure, the area $APNF$ may exceed any given space, the area $APrg$, and the rectangle contained by the spiral bm and DG , (which is always greater than $APrg$,) may likewise exceed any space, and the spiral bm may exceed any given line.

347. COR. I. This theorem, expressed according to the more usual form, is, That when the figure $APNF$ is produced infinitely, and the spiral bm , after having made an infinite number of revolutions, reaches the point S , the length of the spiral is finite or infinite, according as the area $APNF$ is finite or infinite. When it is expressed in this manner, it is one of the paradoxes of this kind that has the most mysterious appearance; but there is nothing more wonderful in it, in the manner it is here proposed, than that a line may be continually increasing, and the increments acquired by it decrease in such a manner that it shall never amount to a given line. See art. 289.

348. COR. II. If the ray Sm be reciprocally as any power of the arch br whose exponent exceeds unit, or if the ratio of Sm to a quantity that is reciprocally as such a power of br approach to an assignable ratio, as its limit, while the figure is produced, there is a certain limit which always exceeds the length of the spiral bm . But if Sm be reciprocally as a power of the arch br whose exponent is equal to unit, or less, the spiral bm may be continued till it exceed any given line.

349. COR. III. When FNc is the logarithmic curve, Sm decreases *proportionally* while br increases uniformly, and the fluxion of Sm (or PN) is to the fluxion of br (or AP) as Sm is to an invariable line Sc that is equal to the subtangent of the logarithmic.

arithmic. The fluxion of br is to the fluxion of om as Sb is to Sm ; and therefore the fluxion of Sm is to the fluxion of om as Sb is to Sz ; and, Sm being to ST in the same ratio, the angle SmT is invariable. Therefore the fluxion of the spiral bm is to the fluxion of rm in the invariable ratio of mT to Sm ; and if rt perpendicular to Sr meet Tm produced in t , the spiral line bm shall be equal to the right line mt ; and mT is the limit to which the spiral line produced from m continually approaches. This curve is called the *logarithmic spiral*.

350. As a right line, or figure, may increase continually and never amount to a given line, or area; so there are progressions of fractions which may be continued at pleasure, and yet the sum of the terms be always less than a certain finite number. If the difference betwixt their sum and this number decrease in such a manner, that by continuing the progression it may become less than any fraction how small soever that can be assigned, this number is the *limit of the sum of the progression*, and is what is understood by the value of the progression when it is supposed to be continued infinitely. These limits are analogous to the limits of figures which we have been considering, and they serve to illustrate each other mutually. The areas of figures cannot be expressed in many cases but by such progressions; and when the limits of figures are known, they may be sometimes applied with advantage for approximating to the sums of certain progressions. Let the terms of any progression be represented by the perpendiculars $AF, BE, CK, HL, \&c.$ that stand upon the base AD at equal distances; and let PN be any ordinate of the curve FNe that passes through the extremities of those perpendiculars. Suppose AP to be produced; and according as the area $APNF$ has a limit which it never amounts to, or may be produced till it exceed any given space, there is a limit which the sum of the progression never amounts to, or it may be continued till its sum exceed any given number. For let the rectangles $FB, EC, KH, LI, \&c.$ be completed, and, the area $APNF$ being continued over the same base, it is always less than the sum of all those rectangles, but greater than the sum of all the rectangles after the first. Therefore the area $APNF$ and the sum of those rectangles either both have limits, or both have none; and it is

O o

obvious,

Fig. 146.

obvious, that the same is to be said of the sum of the ordinates AF, BE, CK, HL, &c. and of the sum of the terms of the progression that are represented by them. If the curve FNe, for example, be the common hyperbola, b the center, bP the asymptote; and, AB being equal to bA , if AF represent unit, the series of ordinates shall represent the progression $1, \frac{1}{2}, \frac{1}{3}, \frac{1}{4}, \frac{1}{5}, \text{\&c.}$ which therefore may be continued till it exceed any given number, as the hyperbolic area may be produced till it exceed any given space, by art. 297. But if FNe be an hyperbola of any higher order, so that the ordinate PN be reciprocally as any power of the base bP whose exponent is greater than unit, the area APNF, and the sum of the progression that is represented by the series of ordinates, shall have limits. Thus there is always a limit of the sum of the fractions that have unit for their common numerator, and the squares, cubes, or any other powers of the numbers $1, 2, 3, 4, \text{\&c.}$ whose exponents exceed unit, for their successive denominators.

351. And here we may apply what was shewn above, in art. 325. &c. concerning areas, to progressions. If the ratio of the last term of the progression to a fraction that is reciprocally as any power of the number represented by bP , approach to an assignable ratio, as its limit; then there is a limit of the sum of the progression, or not, (or, as it is usually expressed, the value of the progression continued infinitely is finite, or infinite,) according as the exponent of that power exceeds unit, or not. If the terms of the progression are such as arise by substituting successively any numbers that increase by equal differences in place

of x in the quantity $\frac{Ax^m + Bx^{m-1} + \text{\&c.}}{ax^n + bx^{n-1} + \text{\&c.}}$ described in art. 327.

the progression shall always have a limit when the excess of n above m is greater than unit, but it may be continued till the sum of the terms exceed any given number when this excess is equal to unit, or less. Thus, if the figurate numbers* of any order

* The figurate numbers of the first order are $1, 1, 1, 1, 1, \text{\&c.}$ These of the second order are the successive sums of those of the first order, viz. $1, 2, 3, 4, 5, \text{\&c.}$ and form an arithmetical progression. These of the third order are the

order be divided successively by the corresponding figurate numbers of any order that is two or more degrees higher, the sum of the fractions that shall arise in this manner shall have a limit; but if they are divided by the figurate numbers of the next superior order, the progression of the quotients may be continued till it exceed any given number. In like manner it follows from what was shewn in art. 329. that when the terms of a progression increase, but their successive differences decrease, and the ratio of the last difference to a number that is always reciprocally as any power of δP approaches to an assignable ratio, as its limit; then there is a limit which always exceeds the terms of this progression, or not, according as the exponent of that power is greater than unit, or not. If this exponent be greater than 2, and the terms be subducted successively from their limit, a new progression shall be formed the sum of which shall have a limit.

352. When the area APNF has a limit, we not only conclude from this, that the sum of the progression represented by the ordinates has a limit; but when the former limit is known,

the successive sums of those of the second, viz. 1, 3, 6, 10, 15, &c. and are the triangular numbers. These of the fourth order are the successive sums of those of the third, viz. 1, 4, 10, 20, 35, &c. and are the pyramidal numbers, and so on. The figurate numbers of any order may likewise be found, without computing those of the preceding orders, by taking the successive products of as many of the numbers 1, 2, 3, 4, 5, &c. in their natural order, as there are units in the number which denominates the order of figurates required, and dividing always those products by the first product. Thus the triangular numbers are found by dividing the products $1 \times 2, 2 \times 3, 3 \times 4, 4 \times 5, 5 \times 6, \&c.$ each by the first product 1×2 . The pyramidal are found by dividing the products $1 \times 2 \times 3, 2 \times 3 \times 4, 3 \times 4 \times 5, 4 \times 5 \times 6, \&c.$ each by $1 \times 2 \times 3$. In general, the figurate numbers of any order denoted by m are found by substituting successively 1, 2, 3, 4, 5,

&c. in place of x in the general expression $\frac{x \cdot x+1 \cdot x+2 \cdot x+3 \cdot \&c.}{1 \cdot 2 \cdot 3 \cdot 4 \cdot \&c.}$ where

the factors in the numerator and denominator are supposed to be multiplied by each other, and to be continued till the number in each be equal to that which expresses the order of the figurates required diminished by unit. And when a figurate number of any order is divided by the corresponding figurate of any higher order, the numerator of the quotient is invariable, and x is in its denominator of as many dimensions as there are units in the difference of the numbers that denote those orders.

we may by it approximate to the value of the latter. Let AB represent unit; then the sum of the rectangles FB, EC, KH, LI, &c. and the sum of the ordinates AF, BE, CK, HL, &c. shall be expressed by the same number. But because the curve is convex towards the asymptote, the sum of those rectangles always exceeds the curvilinear area over the same base, by the triangles FEQ, EKS, KLT, LMZ, &c. and by the curvilinear spaces FuE, ExK, KzL, LyM, &c. The sum of those triangles approaches to one half of the rectangle FB, as its limit; therefore the sum of the rectangles FB, EC, KH, LI, &c. is greater than the curvilinear area AFEKLMI that is over the same base added to one half of the rectangle FB, the excess being the sum of the spaces FuE, ExK, KzL, LyM, &c. that are bounded by the arches FuE, ExK, KzL, &c. and their chords FE, EK, KL, &c. Hence, when AF is a term at a great distance from the beginning of a progression of this kind, the number that expresses the limit of the curvilinear area APNF added to one half of the term AF gives nearly the value of AF and the subsequent terms BE, CK, &c. the spaces FuE, ExK, &c. being neglected. But we may approximate to the value of such a progression more accurately in the following manner, that is deduced from art. 255. & 296. and will appear fully afterwards. Let the limit of the area APNF be expressed by A, the ordinate AF by a , the first fluxion of AF (the fluxion of the base being measured by AB, or unit) by b , the third, fifth and the subsequent fluxions of AF taken alternately, and always positively, by $d, f, \&c.$ Then the sum of the progression represented by AF, BE, CK, HL, &c. shall be found nearly by computing $A + \frac{1}{2}a + \frac{1}{12}b - \frac{1}{720}d + \frac{1}{30240}f + \&c.$ Or, if AR be taken towards b equal to one half of AB, the ordinate at R meet the curve in V, the limit of the area RPNV (or its value when RP is supposed to be produced infinitely) be now expressed by A, the first, third, fifth and subsequent fluxions of R V taken alternately, and always positively, by $b, d, f, \&c.$ then the sum of the terms AF, BE, CK, HL, &c. may be found by computing $A - \frac{1}{24}b + \frac{1}{7760}d - \frac{1}{155200}f + \&c.$ When it is not the limit of the progression that is required, but the sum of any number of terms of which AF is the first and af the last; then we may approximate to this sum by the first series if we sup-

suppose A to represent now the curvilinear area AafF, a the difference of AF and af , b the difference of their first fluxions, d the difference of their third fluxions, and so on. Or, if from a towards A we take ar equal to one half of AB, and the ordinate rv meet the curve in v , we may make use of the second series, provided A represent in it the area RrvV, b represent the difference of the fluxions of RV and rv , d the difference of their third fluxions, and so on.

353. When the limit of the progression AF, BE, CK, HL, &c. is given, and the limit of the area is required, let the former be P; and, according to the first supposition, where a expresses AF, and b, d, f , &c. express its first, third, fifth fluxions, &c. the limit of the area is found by computing $P - \frac{1}{2}a - \frac{1}{12}b + \frac{1}{720}d - \frac{1}{30240}f - \text{\&c.}$ But, according to the second supposition, the limit of the area is found by computing $P + \frac{1}{2}b - \frac{1}{720}d + \frac{1}{30240}f - \text{\&c.}$ The first expression approximates to the area AafF when P is supposed to represent the sum of the terms from AF to af , (excluding the latter,) a the difference of AF and af , b the difference of their first fluxions, d the difference of their third fluxions, and so on. And the second series approximates to the area RrvV when a is the difference of RV and rv , b the difference of their first fluxions, d the difference of their third fluxions, and so on. We refer the farther explication of this, with the demonstration and examples, to the second book. We shall now shew how progressions of fractions may be found at pleasure that shall have assignable numbers equal to the limit of the sum of the terms.

354. A series of any number of quantities that continually decrease being given, their successive differences form a new series of terms, the sum of which from the beginning is always equal to the excess of the first term of the first series above its last term. Thus, if A, B, C, D, E, &c. be the terms of the first series, it is manifest that the sum of the differences of A and B, B and C, C and D, D and E, is the excess of A above E. If the terms of the first series decrease in such a manner that by continuing the progression they may become less than any quantity how small soever that can be assigned, (as the ordinates to the asymptote become less than any line that may be given by
pro-

producing the figure,) then the first term of the first series is the limit of the sum of the second series. In like manner, the differences of the alternate terms of the first series, as of A and C, B and D, C and E, &c. form a new progression of terms, the sum of any number of which is equal to the excess of the sum of A and B, the first and second term of the first series, above the sum of the last term and last but one; and the sum of A and B is the limit of the sum of the new series. In general, if a progression is formed by taking the differences of the first term A and the term whose place in the series is expressed by any number n , of the second term B and that whose place is $n + 1$, of the third term C and that whose place is $n + 2$, and so on; then the limit of the sum of this new progression shall be equal to the sum of the terms A, B, C, D, &c. which precede that term whose place is expressed by n . In this manner progressions may be found, at pleasure, that may be continued without end, and have given numbers for the limits of their sums: And this method differs not materially from that of the celebrated Mr. JAMES BERNOULLI.

355. For example, let the first series be $1, \frac{1}{2}, \frac{1}{3}, \frac{1}{4}, \frac{1}{5}, \&c.$ The successive differences of those terms are $\frac{1}{2}, \frac{1}{6}, \frac{1}{12}, \frac{1}{20}, \frac{1}{30}, \&c.$ and the limit of the sum of this progression is unit, by the last article. If we multiply each term of this last series by 2, (that the first term may be unit,) we shall have $1, \frac{1}{3}, \frac{1}{6}, \frac{1}{10}, \&c.$ which have the triangular numbers for their successive denominators, unit being their common numerator; and therefore the limit of the sum of this progression is 2. The successive differences of the terms of this latter series being each multiplied by $\frac{1}{2}$, (that the first term of the new series may be unit,) give $1, \frac{1}{4}, \frac{1}{8}, \frac{1}{16}, \&c.$ which have the pyramidal numbers for their successive denominators; and the limit of the sum of this progression is $\frac{1}{2}$. In the same manner, the limit of the sum of the fractions that have unit for their common numerator, and the figurate numbers of any order denoted by m for their successive denominators, is found to be $\frac{m-1}{m-2}$.

356. The same series $1, \frac{1}{2}, \frac{1}{3}, \frac{1}{4}, \frac{1}{5}, \&c.$ being assumed again, the differences of the alternate terms are $\frac{1}{3}, \frac{1}{6}, \frac{1}{12}, \frac{1}{20}, \&c.$ the limit

limit of the sum of which progression is $1\frac{1}{2}$, by art. 354. and, dividing each term by 2, the limit of the sum of $\frac{1}{3}, \frac{1}{4}, \frac{1}{5}, \&c.$ is $\frac{1}{2}$. If we take the differences of the first term and that whose place is m , the second term and that whose place is $m+1$, and so on; the common numerator of those differences shall be $m-1$, and their successive denominators shall be the products of 1 and m , 2 and $m+1$, 3 and $m+2$, and so on. The limit of the sum of this progression is the sum of as many terms $1, \frac{1}{2}, \frac{1}{3}, \frac{1}{4}, \&c.$ as there are units in $m-1$; by art. 354. and if each term of that progression be divided by $m-1$, that unit may be-

come the common numerator, the terms $\frac{1}{m}, \frac{1}{2.m+1}, \frac{1}{3.m+2}, \frac{1}{4.m+3}, \&c.$ will arise, (where the factors in the denominators that are separated by a point are supposed to be multiplied by each other,) and the limit of the sum of this progression is equal to the sum of the fractions $1, \frac{1}{2}, \frac{1}{3}, \frac{1}{4}, \&c.$ (continued till their number be $m-1$) divided by $m-1$. If we now assume the alternate terms only of the first series beginning with the second, that is, $\frac{1}{2}, \frac{1}{4}, \frac{1}{6}, \frac{1}{8}, \&c.$ and form a new series by taking the difference of the first of these $\frac{1}{2}$ and that whose denominator is $m+1$, (m being any odd number,) of $\frac{1}{4}$ and that whose denominator is $m+3$, and so on; the new terms shall have $m-1$ for their common numerator, and the products of 2 and $m+1$, 4 and $m+3$, 6 and $m+5$, $\&c.$ for their successive denominators: And the limit of the sum of those fractions shall be equal to the sum of the fractions $\frac{1}{2}, \frac{1}{4}, \frac{1}{6}, \&c.$ that precede $\frac{1}{m+1}$, the num-

ber of which fractions is $\frac{m-1}{2}$. By assuming the other alternate terms of the first series, that is, $1, \frac{1}{3}, \frac{1}{5}, \frac{1}{7}, \&c.$ and taking the differences of 1 and the term whose denominator is m , of $\frac{1}{3}$ and that whose denominator is $m+1$, and so on, the terms of the new series shall have $m-1$ for their common numerator, and the products of 1 and m , 3 and $m+2$, 5 and $m+4$, $\&c.$ for their successive denominators; and the sum of the terms shall continually approximate to the sum of the fractions $1, \frac{1}{3}, \frac{1}{5}, \frac{1}{7}, \&c.$ that precede $\frac{1}{m}$. We may likewise assume any other

equi-

equidistant terms of the first series, and, by taking their differences, form new progressions the value of which shall be the first term that was assumed. If we assume the terms $1, \frac{1}{2}, \frac{1}{3}, \frac{1}{4}, \&c.$ passing always over three terms, and divide the successive differences of those terms by 96, the series will arise that is given by the celebrated Mr. MONMORT in *Philos. Transact.* n. 353. and is marked C; and therefore the value of this series (when it is supposed to be continued infinitely) is $\frac{1}{24}$, by art. 354. If we assume the alternate terms of the first series deduced in art. 355. *viz.* $\frac{1}{2}, \frac{1}{4}, \frac{1}{6}, \frac{1}{8}, \&c.$ and divide the successive differences of those terms by 2, the series will arise that is marked B in the same Transaction; the value of which is therefore $\frac{1}{4}$. If we assume the first, fourth, seventh terms, $\&c.$ of the same series from art. 355. passing always over two terms, their differences divided by 54 coincide with the series marked A in the same place; and therefore the value of this series is $\frac{1}{54}$. If we multiply the corresponding terms of any two progressions by each other, and if the products may become less than any given number by continuing them, (as for example, if we multiply the successive terms of the series $1, \frac{1}{2}, \frac{1}{3}, \frac{1}{4}, \frac{1}{5}, \&c.$ by the successive powers of any fraction $\frac{1}{n}$.) their differences shall always give progressions of this kind. It is obvious from art. 354. how the sum of any given number of terms is found in the progressions we have mentioned, or in any others that are deduced in this manner. But what follows seems to have a nearer relation to the method of fluxions, and to be of greater use.

357. Let us assume the series $\frac{1}{m}, \frac{1}{m+1}, \frac{1}{m+2}, \frac{1}{m+3}, \&c.$ where unit is the common numerator, and the denominators increase by the continual addition of unit. The successive differences of those terms are $\frac{1}{m \cdot m+1}, \frac{1}{m+1 \cdot m+2}, \frac{1}{m+2 \cdot m+3}, \frac{1}{m+3 \cdot m+4}, \&c.$ and the limit of the sum of this series (or its value when it is supposed to be infinitely produced) is $\frac{1}{m}$, the first term of the series which we assumed, by art. 354. The successive differences of

of the terms of this last series divided by 2 are $\frac{1}{m \cdot m+1 \cdot m+2}$, $\frac{1}{m+1 \cdot m+2 \cdot m+3}$, $\frac{1}{m+2 \cdot m+3 \cdot m+4}$, &c. and the limit of their sum is therefore $\frac{1}{2m \cdot m+1}$, by the same article. The successive differences of those terms divided each by 3 are $\frac{1}{m \cdot m+1 \cdot m+2}$, $\frac{1}{m+1 \cdot m+2 \cdot m+3 \cdot m+4}$, &c. and the limit of their sum is therefore $\frac{1}{3m \cdot m+1 \cdot m+2}$. The terms in each of those progressions are formed from the first term by substituting successively in its denominator $m+1$, $m+2$, $m+3$, $m+4$, &c. in place of m : And it appears, that, in general, if we substitute successively m , $m+1$, $m+2$, $m+3$, &c. in place of m in the fraction $\frac{1}{m \cdot m+1 \cdot m+2 \cdot \text{etc.}}$, (where the factors in the denominator are supposed to be continued till their number be $n+1$;) the terms that shall be produced in this manner shall form a progression the value of which is found by substituting n , in the denominator of that fraction, in place of the last and greatest factor. This useful theorem has been demonstrated by several eminent Mathematicians, Dr. TAYLOR, Mr. NICOLE, and of late by Mr. STIRLING*, who has much improved the methods of approximating to the values of progressions that arise in the resolution of problems. It is obvious from art. 354 how the sum of any given number of terms may be found in the progressions we have described.

358. The same series $\frac{1}{m}$, $\frac{1}{m+1}$, $\frac{1}{m+2}$, $\frac{1}{m+3}$, - - - $\frac{1}{m+n}$, &c. being assumed, where m is supposed to represent any quantity at pleasure, and n any integer number; let a new progression be formed by taking the differences of the first term $\frac{1}{m}$ and of $\frac{1}{m+n}$, of the second $\frac{1}{m+1}$ and $\frac{1}{m+n+1}$, of the third $\frac{1}{m+2}$ and

* De summatione serierum, prop. 2.

$\frac{1}{m+n+2}$, and so on. Because the difference of the denominators of those fractions is always n , it is manifest that the terms of the new progression shall be $\frac{n}{m \cdot m+n}, \frac{n}{m+1 \cdot m+n+1},$

$\frac{n}{m+2 \cdot m+n+2}, \&c.$ The value of this progression is found by summing up all the terms in the first series that precede the term

$\frac{1}{m+n}$, by art. 354. the number of which terms is n . Hence it appears, that when n is any integer number, if we substitute successively $m, m+1, m+2, m+3, \&c.$ in place of m in the fraction $\frac{1}{m \cdot m+n}$, the value of the progression that shall be thus

formed is equal to $\frac{1}{n \cdot m} + \frac{1}{n \cdot m+1} + \frac{1}{n \cdot m+2} + \&c.$ those terms being continued till their number be n . But when n is a fraction, the value of the progression that is formed in the same manner cannot be assigned accurately in numbers, but we may approximate to it readily by a method explained below, (art. 361.) Several eminent Mathematicians have treated of this subject, besides those already mentioned, as Mr. LEIBNITZ, Mess. BERNOULLI, and Mr. de MOIVRE; and various methods have been given by which an infinite variety of such progressions may be found. The following perhaps may be worth mentioning.

FIG. 147. 359. The right line AB being given, let the point P set out from A towards B, and proceed always in the same direction with an uniform motion; let the point p set out at the same time from B towards A with a velocity greater than that of A; and let it be constantly reflected with an uniform motion betwixt P and the fixed point B, so as to describe BD while P describes AD, and to describe DB + BE, EB + BF, FB + BG, &c. in the same times that P describes DE, EF, FG, &c. respectively: Then the spaces described by P and p betwixt the terms when they meet each other shall form two geometrical progressions, and the common ratio of the terms in both shall be that of the sum of the velocities of P and p to their difference.

rence. If we suppose the velocity of p to increase or decrease every time it comes to B, (but still so as to be greater than the constant velocity of P,) and to continue uniform till it return again to B, the spaces described by P betwixt the terms when it meets p shall form progressions of various kinds, that are easily determined when the rule is given according to which the velocity of p increases or decreases. But to obtain progressions whose terms may have more simple expressions, let us conceive p not to be reflected from P to B, but every time it meets P to be instantly brought back to B, and to set out anew from B towards A till it meet P again, so as to describe BD, BE, BF, BG, &c. in the same times, respectively, that P describes AD, DE, EF, FG, &c. Then the spaces described by P shall form a progression of terms that may be continued without end, when the velocities of P and p (however variable they may be) are always in an assignable ratio to each other while P describes AB; the sum of those terms is always less than AB, but approaches to it as its limit while the progression is continued. Suppose the motion of P to be invariable, and the motion of p to be uniform while P describes any one term; let the constant velocity of P be expressed by m ; and the velocities of p , while P describes any two successive terms EF, FG, be expressed by V and u , respectively: then shall FG be to EF as V is to $m + u$, because FG is to BF as m is to $m + u$, and BF is to EF as V is to m . The sum of any number of terms described by P, as AG, is found by subtracting from AB a right line that is to the last term FG as u is to m ; for such a line is equal to BG.

360. The velocity of P being expressed by m , (as in the last article,) let the successive velocities of p increase equally, and be expressed by $n + 1, n + 2, n + 3, n + 4, \&c.$ and let r be equal to $m + n$. Then, since AD the first term described by P is to AB as m is to $r + 1$, if AB represent unit, AD shall be expressed by $\frac{m}{r+1}$. The ratio of V to $m + u$ is successively that of $n + 1$ to $r + 2, n + 2$ to $r + 3, n + 3$ to $r + 4, \&c.$ Therefore, supposing (after Sir ISAAC NEWTON'S manner) A to express the first term $\frac{m}{r+1}$, B the second term, C the third, and

so on, the terms described by P are $\frac{m}{r+1}, \frac{A \cdot n+1}{r+2}, \frac{B \cdot n+2}{r+3}, \frac{C \cdot n+3}{r+4}$, &c. The limit of the sum of this progression is AB, or unit; and the sum of any number of terms denoted by z , the last term being l , is $1 - \frac{l \cdot z + n}{m}$. For example, if we suppose the first velocity of p to be equal to the constant velocity of P, and the successive velocities of p to be 1, 2, 3, 4, &c. that is, if m be unit, and n vanish, the terms described by p shall be $\frac{1}{1 \cdot 2}, \frac{1}{2 \cdot 3}, \frac{1}{3 \cdot 4}, \frac{1}{4 \cdot 5}$, &c. the sum of which must be always less than unit, as in art. 355. Any term FG whose place in the series is denoted by z is $\frac{1}{z \cdot z+1}$; and therefore AG, the sum of as many terms from the beginning as there are units in z , is (by what was shewn in the last article) $\frac{z}{z+1}$; and the sum of the same number of fractions, that have unit for their common numerator, and the triangular numbers 1, 3, 6, 10, &c. for their successive denominators, is 2AG, or $\frac{2z}{z+1}$. The rest remaining, if z be equal to 2, the terms described by P shall be $\frac{4}{1 \cdot 2 \cdot 3}, \frac{4}{2 \cdot 3 \cdot 4}, \frac{4}{3 \cdot 4 \cdot 5}$, &c. FG is expressed by $\frac{4}{z \cdot z+1 \cdot z+2}$, AG by $1 - \frac{2}{z+1 \cdot z+2}$; and the sum of the same number of fractions, that have unit for their common numerator, and the pyramidal numbers for their successive denominators, is $\frac{3}{2} - \frac{3}{z+1 \cdot z+2}$. In the same manner it will appear, that, the successive velocities of p being represented by 1, 2, 3, 4, &c. if the constant velocity of P be expressed by any positive integer number m , the sum of the same number of fractions that have unit for their common numerator, and the figurate numbers of the order $m+2$ for their successive denominators, shall be to AG as $m+1$ is to m , and is therefore equal to $\frac{m+1}{m}$ multiplied by the excess

excess of $m + 1$ above the fraction $\frac{2 \cdot 3 \cdot 4 \cdot \dots}{x+1 \cdot x+2 \cdot x+3 \cdot \dots}$ where the factors are supposed to be continued in the numerator and denominator till the number in each be m ; as has been demonstrated by Mr. BERNOULLI *de seriebus infinitis*, § 18. & 19.

361. Supposing n still to vanish, or m to be equal to r , the terms described by P are $\frac{m}{m+1}$, $\frac{m}{m+1 \cdot m+2}$, $\frac{2 \cdot m}{m+1 \cdot m+2 \cdot m+3}$, $\frac{2 \cdot 3 \cdot m}{m+1 \cdot m+2 \cdot m+3 \cdot m+4}$, &c. and since the limit of their sum

is unit, it follows (dividing by mm) that $\frac{1}{mm}$ is the limit of the sum of $\frac{1}{m \cdot m+1}$, $\frac{1}{m \cdot m+1 \cdot m+2}$, $\frac{1 \cdot 2}{m \cdot m+1 \cdot m+2 \cdot m+3}$,

$\frac{1 \cdot 2 \cdot 3}{m \cdot m+1 \cdot m+2 \cdot m+3 \cdot m+4}$, &c. From which, and what was shewn in art. 357. it follows, that we approximate to the sum of the terms which arise when we substitute successively $m, m+1, m+2, m+3$, &c. in place of m in the fraction $\frac{1}{mm}$, by summing

up the series $\frac{1}{m^2 \cdot 2m \cdot m+1}$, $\frac{1}{3m \cdot m+1 \cdot m+2}$, $\frac{2}{4m \cdot m+1 \cdot m+2 \cdot m+3}$, &c. or $\frac{1}{m^2}$, $\frac{A}{2 \cdot m+1}$, $\frac{4B}{3 \cdot m+2}$, $\frac{9C}{4 \cdot m+3}$, &c. where A represents

the first term $\frac{1}{m^2}$, B the second term, and so on. Of the use of this, see Mr. STIRLING's treatise *de summatione serierum*, p. 28. In general, when n does not vanish, we found that unit is the limit of the sum of the progression $\frac{m}{r+1}$, $\frac{A \cdot n+1}{r+2}$, $\frac{B \cdot n+2}{r+3}$,

$\frac{C \cdot n+3}{r+4}$, &c. Therefore, dividing by m and r , $\frac{1}{m \cdot r}$ is the va-

lue of the progression $\frac{1}{r \cdot r+1}$, $\frac{n+1}{r \cdot r+1 \cdot r+2}$, $\frac{n+1 \cdot n+2}{r \cdot r+1 \cdot r+2 \cdot r+3}$, &c. And, by art. 357. we shall approximate to the sum of the terms that arise by substituting successively $r, r+1, r+2$, &c. in place of r in the fraction $\frac{1}{r \cdot m^2}$, or $\frac{1}{r \cdot r-n}$, if we sum up the

terms.

terms $\frac{1}{r}$, $\frac{n+1}{2r \cdot r+1}$, $\frac{n+1 \cdot n+2}{3r \cdot r+1 \cdot r+2}$, &c. or the series $\frac{1}{r} + \frac{A \cdot n+1}{2 \cdot r+1}$
 $+ \frac{2B \cdot n+2}{3 \cdot r+2} + \frac{3C \cdot n+3}{4 \cdot r+3} + \&c.$ When n is any negative fraction
 equal to $-f$, $\frac{1}{r \cdot r-n}$ becomes $\frac{1}{r \cdot r+f}$, and the series becomes
 $\frac{1}{r} + \frac{A \cdot 1-f}{2 \cdot r+1} + \frac{2B \cdot 2-f}{3 \cdot r+2} + \frac{3C \cdot 3-f}{4 \cdot r+3} + \&c.$ which therefore
 approximates continually to the sum of the terms that arise when
 r , $r+1$, $r+2$, &c. are substituted successively for r in $\frac{1}{r \cdot r+f}$;
 and this agrees with what is shewn in a different manner in the
 same excellent treatise, p. 12. & 26. where this series is applied
 for finding readily the value of the progression $\frac{1}{1 \cdot 2} + \frac{1}{2 \cdot 3} + \frac{1}{3 \cdot 4}$
 $+ \frac{1}{4 \cdot 5} + \frac{1}{5 \cdot 6} + \&c.$ that was invented by Lord Brouncker
 for the quadrature of the hyperbola.

FIG. 148. 362. Let the point P move now in the right line BA produ-
 ced beyond A, and the velocity of p be always greater than
 that of P, that it may overtake it; let the motion of P be still
 uniform, and its velocity be represented by m ; and let the suc-
 cessive velocities of p by which it describes any two terms BE,
 BG (while P describes EF and FG) be V and u , respectively.
 Then shall FG be to EF as V is to $u - m$, because FG is to
 BF as m is to $u - m$, and BF to EF as V is to m . The sum
 of any spaces AD, DE, EF, FG, described by P, added to BA,
 (which is supposed to represent unit,) is BG, which is to FG
 the last of those spaces as u is to m ; and if FG the last term of
 the progression be expressed by l , then BG (the sum of the terms
 including AB) shall be $\frac{lu}{m}$. When the motion of p is likewise
 uniform, the spaces described by P continually increase in a geo-
 metrical progression; the common ratio of the terms is that of
 the velocity of p to its excess above the velocity of P; AG the
 sum of any number of terms described by P is found by sub-
 ducting AB (or unit) from BG, which is to the last term FG,
 as the velocity of p is to the velocity of P, or as the number
 that

that expresses the common ratio of the terms is to the same number diminished by unit: And hence the common rule for finding the sum of any number of terms in a geometrical progression may be deduced. When the constant velocity of P is denoted by m , and the successive velocities of p by $r+1, r+2, r+3, \&c.$ let n be equal to $r-m$, and the terms described by P shall be $\frac{m}{n+1}, \frac{A \cdot r+1}{n+2}, \frac{B \cdot r+2}{n+3}, \&c.$ where A represents the first term, B the second, and so on. And if we prefix AB, or unit, to those terms, the sum of any number from the beginning to the term whose place is denoted by x shall be to this term as $x+r-1$ is to m . When m is an integer positive number, and r is equal to m , (or n vanishes,) these terms are the figurate numbers of the order denoted by m , the second number of each order (or the first space described by P) being m . In this case, when m is unit, each term is equal to AB, or unit: When m is 2, the terms are in arithmetical progression, the last term is x , and the sum of the terms $\frac{x \cdot x+1}{2}$: When m is 3, the terms are the triangular numbers, the last term is $\frac{x \cdot x+1}{2}$, and the sum of the terms is $\frac{x \cdot x+1 \cdot x+2}{2 \cdot 3}$. And; in general, the sum of the figurate numbers of any order m from the first, or unit, to the last, (whose place is supposed to be denoted by x .) is found by multiplying this last by $\frac{x+m-1}{m}$, or by computing $\frac{x \cdot x+1 \cdot x+2 \cdot x+3 \cdot \&c.}{1 \cdot 2 \cdot 3 \cdot 4 \cdot \&c.}$, where the factors are supposed to be continued in the numerator and denominator till there be as many in each as there are units in m . We might suppose the velocity of p to observe other rules, or the velocity of P to vary likewise; but, not to insist further on this subject here, we shall only add, that there are other methods besides that described in art. 350. & 351. by which it may be known when a progression of fractions has a limit, or not; such is the rule given by an author we have often mentioned, That when A, B, C are any successive terms of the progression at a sufficient distance

stance from the beginning, and the ratio of A to C is less than the ratio of the difference of A and B to the difference of B and C, the progression may be continued till its sum exceed any given number; but when it is otherwise, the sum of the progression has a limit.

C H A P. XI.

Of the Curvature of Lines, its Variation, and the different kinds of Contact; of the Curve and Circle of Curvature, the Caustics by Reflexion and Refraction, the centripetal Forces, and other Problems that have a dependence upon the Curvature of Lines.

363. **A**Ny two right lines applied upon each other, perfectly coincide; and the rectitude of lines admits of no variety. Arches of equal circles applied upon each other, perfectly coincide likewise; and the curvature is uniform in all the parts of the same, or of equal circles. Arches of unequal circles cannot be applied upon each other so as to coincide; but when they touch each other, the arch of the greater circle is less inflected from the common tangent, and passes betwixt it and the arch of the lesser circle through the angle of contact formed by them, and is therefore less curve. Any two arches of curve lines touch each other when the same right line is the tangent of both at the same point; but when they are applied upon each other in this manner, they never perfectly coincide, unless they are similar arches of equal and similar figures: and the curvature of lines admits of indefinite variety. Because the curvature is uniform in a given circle, and may be varied at pleasure in them by enlarging or diminishing their diameters, the flexure or curvature of circles serves for measuring that of other lines. There is but one right line that can be the tangent of a given arch of a curve at the same point; but circles of an indefinite variety touch it there; and these have various degrees of more and less intimate contact with it.

364. As

364. As of all the right lines that can be drawn through a given point in the arch of a curve, that is the *tangent* which touches the arch so closely that no right line can be drawn between them, (art. 181.) so of all the circles that touch a curve in any given point, that is said to have the *same curvature* with it, which touches it so closely that no circle can be drawn through the point of contact between them, all other circles passing either within or without them both. This circle is called the *circle of curvature*, its center the *center of curvature*, and its semidiameter the *ray of curvature*, belonging to the point of contact. The arch of this circle cannot coincide with the arch of the curve, but it is sufficient to denote it the circle of curvature that no other circle can pass between them; as the tangent of the arch of a curve cannot coincide with it, but is applied to it so that no right line can be drawn between them. As in all figures, rectilinear ones excepted, the position of the tangent is continually varying; so the curvature is continually varying in all curvilinear figures, the circle only excepted. As the curve is separated from its tangent by its flexure or curvature, so it is separated from the circle of curvature in consequence of the increase or decrease of its curvature: and as its curvature is the greater or less according as it is more or less inflected from the tangent, so the variation of curvature is the greater or less according as it is more or less separated from the circle of curvature. It is manifest, that there is but one circle of curvature belonging to an arch of a curve at the same point; for if there were two such circles, any circles described between these through that point would pass between the curve and circle of curvature, against the supposition.

365. When any two curve lines touch each other in such a manner that no circle can pass between them, they must have the same curvature, by the last article; for the circle that touches the one so closely that no circle can pass between them, must touch the other in the same manner. It will appear from the following proposition, that circles may touch curve lines in this manner, that there may be indefinite degrees of more or less intimate contact between the curve and the circle of curvature, and that a conic section may be described that shall have the

Q 9

same

same curvature with a given line at a given point, and the same variation of curvature, or a contact of the same kind with the circle of curvature.

P R O P. XXXIII.

366. *Let any curve EMH and a circle ERB touch the right line ET on the same side at E; let any right line TK parallel to the chord EB meet the tangent in T, EMH in M, and a curve BKF that passes through B in K. Then, if the rectangle MTK be always equal to the square of ET, the curvature of EMH at E shall be the same as that of the circle ERB; and the contact of EM and ER shall be always the closer the less the angle is that is contained at B by the curve BKF and the circle of curvature BQE.*

FIG. 149.
& 150.

Let the right line TK meet the circle in R and in Q, and, since the rectangle RTQ is equal to the square of ET, it must be equal to the rectangle MTK, by the supposition; and therefore RT is to MT as TK is to TQ. Suppose first that BK the part of the curve BKF that is next to the point B, adjoining to it, falls without the circle BQ; and suppose the right line TK by moving parallel to itself to approach to EB till it coincide with it; and while the point K describes KB, TK being greater than TQ, RT must be greater than MT, and the arch EM of the curve must pass without the circle ER betwixt it and the tangent ET: And since any circle described through E, upon a chord less than EB touching ET, falls within the circle ERB, it is manifest that no such circle can pass betwixt the curve EM and circle ERB. Let any circle Erb, described upon a chord Eb greater than EB, touch ET, and meet TK in n and q; and, since the rectangle rTq is equal to the square of ET, or the rectangle MTK, MT is to rT as Tq is to TK: And, since the curve FKB passes through B (by the supposition) so that the part of it that is next adjoining to B must be within the arch bq of the circle bqE, it follows that while K describes this.

this part of FKB , Tq must be greater than TK , and, consequently, MT greater than rT . Therefore the arch Er of the circle ErB is without the curve EM , and passes betwixt it and the tangent ET . Therefore no circle whatever can pass betwixt EM the arch of the curve and ER the arch of the circle; and, consequently, the circle ERB has the same curvature with EM at E . Suppose now that the part of the curve BKF that is next adjoining to B falls within BQ the arch of the circle BQE ; then, while K describes this part of the curve FKB , TK being less than TQ , RT must be less than MT , and the arch EM of the curve must fall within ER the arch of the circle; and, since any circle described through E upon a chord greater than EB falls without the circle ER , it is manifest that no such circle can pass betwixt ER and EM . Nor can any circle Erh , described upon a chord Eh less than EB , touching ET , pass between ER and EM : for let TK meet this circle in r and q , and MT being to rT as Tq is to TK , and Tq being less than TK while K describes the part of the curve FKB that is next adjoining to B , MT must be less than rT ; and, consequently, the arch Er of the circle Erh must fall within EM the arch of the curve. Therefore, in either case, all the circles that can be described through E fall without both ER and EM , or within them both, and no circle whatever can pass between them, when the rectangle MTK is always equal to the square of ET , and the curve in which K is always found passes through B ; that is, the circle ERB and the curve EM have the same curvature at E , by art. 364. which was the first part of the proposition.

FIG. 150.

367. Let Em any other curve touching ET in E , and fkb another curve passing through B , meet TK in m and k , and let the rectangle mTk be likewise equal to the square of ET ; then the curvature of Em at E shall be the same as that of the circle ERB , or that of the curve EM , by what has been demonstrated. Because the rectangles mTk , MTK , RTQ are equal to each other, Tm is to TM as TK is to Tk , and Tm to TR as TQ is to Tk . Therefore, if the arch Bk pass between BK , the arch of the curve BKF , and BQ the arch of the circle BQE , the curve Em must pass between EM , the arch of the curve EMH ,

FIG. 151.

Q q 2

EMH, and ER, the arch of the circle of curvature ERB; so that *Em* must have a closer contact with this circle than EM has with it: And the less the angle is that is formed by the curve FKB and the circle of curvature EQB at B, the closer is the contact at E of the curve EMH and the circle of curvature ERB. Thus the curve BKF by its intersection with EB determines the curvature of EM, and by the angle in which it cuts the circle of curvature it determines the degree of contact of EM and that circle, the angle BET and right line ET being given.

368. COR. I. It appears from the demonstration, that according as the arch BK of the curve BKF falls without, or within, the arch BQ of the circle BQE, the arch EM of the curve EMH falls without, or within, the circle ERB; that when the curve FKB cuts the circle ERB in B, the curve HME cuts the circle of curvature in E; that when the curve FKB is on the same side of the circle BQE on both sides of B, the curve HME continued on both sides of E is on the same side of the circle of curvature; and that the contact of the curve EMH and the circle of curvature is closest when the curve BK touches the arch BQ in B, the angle BET being given, but it is farthest from this, or is most open, when BK touches the right line EB in B.

369. COR. II. There may be indefinite degrees of more and more intimate contact between a circle ERB and a curve EMH. The first degree is, when the same right line touches them both in the same point; and a contact of this sort may take place betwixt any circle and any arch of any curve. The second is, when the curve EMH and circle ERB have the same curvature, and the tangents of the curve BKF and circle BQE intersect each other at B in any assignable angle. The contact of the curve EM and circle of curvature ER at E is of the third degree, or order, and their osculation is of the second, when the curve BKF touches the circle BQE at B, but so as not to have the same curvature with it. The contact is of the fourth degree, or order, and their osculation of the third, when the curve BKF has the same curvature with the circle BQE at B, but so as that their contact is only of the second degree: And this
grada-

gradation of more and more intimate contact, or of approximation towards coincidence, may be continued indefinitely, the contact of EM and EK at E being always of an order two degrees closer than that of BK and BQ at B. There is however an indefinite variety comprehended under each order. Thus, when EM and ER have the same curvature, the angle formed by the tangents of BK and BQ admits of indefinite variety, and the contact of EM and ER is the closer the less that angle is: And when that angle is of the same magnitude, the contact of EM and ER is the closer the greater the circle of curvature is: for since TR is to TM as TK is to TQ, RM (which subtends the angle of contact MER) is to TR as KQ is to TK; and, consequently, RM is to KQ as the square of ET is to the rectangle KTQ; so that, when ET is given, RM is as KQ directly and the rectangle KTQ inversely; and when KQ is given, RM is less in proportion as the rectangle KTQ is greater. When BK touches the circle BQ at B, they may touch it on the same, or on different sides of their common tangent; and the angle of contact KBQ may admit of the same variety with the angle of contact MER in the former case. But as there is seldom occasion for considering those higher degrees of more intimate contact of the curve EMH and circle of curvature ERB, we shall call their *contact* or *osculation of the same kind*, when, the chord EB and angle BET being given, the angle contained by the tangents of BK and BQ is of the same magnitude.

369. COR. III. The curvature is uniform in the circle only. When the curvature of EMH increases from E towards H, and consequently corresponds to that of a circle gradually less and less, the arch EM falls within ER the arch of the circle of curvature, and BK is within BQ. When the curvature of EM decreases from E towards H, and consequently corresponds to that of a circle that is gradually greater and greater, the arch EM falls without ER the arch of the circle of curvature; and BK is without BQ. According as the curvature of EM varies more or less, it is more or less unlike to the uniform curvature of a circle; the arch of the curve EMH separates more or less from the arch of the circle of curvature ERB, and the angle
con-

contained by the tangents of BKF and BQE at B is greater or less. Thus the *quality* of curvature (as it is called by Sir ISAAC NEWTON in a treatise lately published by the ingenious Mr. COLSON) depends on the angle contained by the tangents of BK and BQ at B; and the measure of the inequability or variation of curvature is as the tangent of this angle, the radius being given, and the angle BET being right; for the index of this variation is as the fluxion of the ray of curvature directly and the fluxion of the curve inversely: and we shall shew afterwards (art. 386.) that the fluxion of TK when M comes to E is always to the fluxion of the ray of curvature in the invariable ratio of two to three. The measure of the angle of contact MER, contained by the curve and circle of curvature, depends not on the angle in which BK intersects BQ, only; but is as the tangent of this angle directly and the square of the ray of curvature inversely (as will appear afterwards) when the tangents of BK and BQ intersect each other in any assignable angle; and this measure observes other proportions when BK touches BQ at B.

FIG. 152. 370. COR. IV. The rays of curvature of similar arches in similar figures are in the same ratio as any homologous lines of these figures, and the curve BK cuts BQ in the same angle, or the variation of curvature is the same. For let EM and *em* be any similar arches situated as we described in art. 122. so that, S being a given point, if SM meet EM and *em* in M and *m*, SM may be always to Sm in the same ratio as SE is to Se. Let SM and Sm meet the tangents ET, *et* (which are parallel to each other because the figures are similar and similarly situated) in Z and *z*; and MZ shall be to *mz*, TM to *tm*, and ET to *et*, as SE is to Se. Therefore, since the rectangle MTK is to *mtk* as the square of ET is to the square of *et*, TK is to *tk*, MK to *mk*, and SK to *Sk*, as SE is to Se; and the figures SKB, *Skb* are likewise similar by art. 122. Therefore EB is to *eb* as SE is to Se; and (because the angles BET, *bet* are equal) the rays of curvature are in the same ratio. The tangents of BK and *bk* at B and *b* are parallel, and cut the circles of curvature BQ and *bq* in equal angles: Therefore the variation of curvature is the same in similar arches. When the tangent of BK cuts the tangent of

of

Fig. 143.

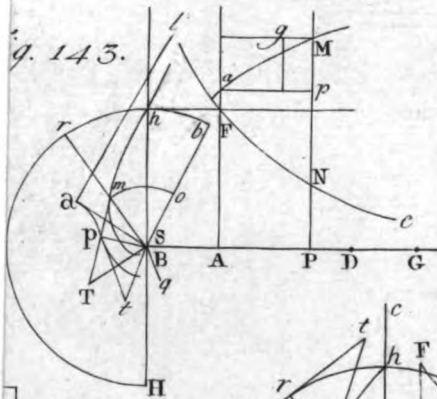


Fig. 144.

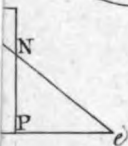
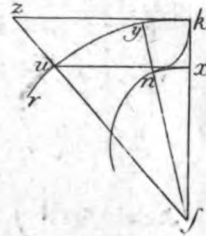


Fig. 145.

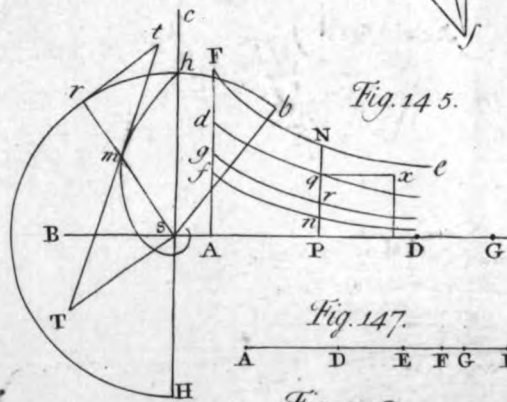


Fig. 146.

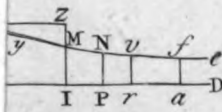


Fig. 147.




Fig. 148.

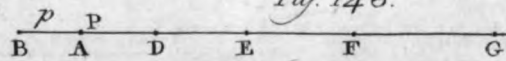


Fig. 150.

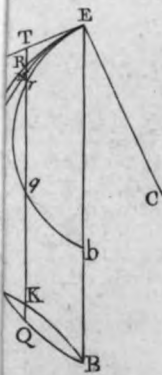


Fig. 151.

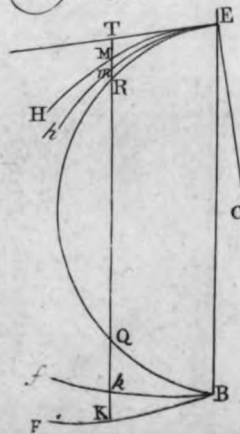


Fig. 152.



of BQ in any assignable angle, the measures of the angles of contact MER and mer contained by similar arches and their circles of curvature, are reciprocally as the squares of the rays of curvature, or of any homologous lines of the figures. When BK touches BQ , but so as not to have the same curvature with it, those measures are reciprocally as the cubes of the rays of curvature. When BK touches BQ and has the same curvature with it, and their contact is of the second degree only; then those measures are reciprocally as the fourth powers of the rays of curvature, and so on, as will appear afterwards.

371. COR. V. Let the curve EMH , for example, be a parabola, EB a diameter, ET the tangent at E ; and, because the rectangle contained by TM and the parameter of the diameter EB is equal to the square of ET , or the rectangle MTK , it follows, that TK is always equal to this parameter; that in this case BK is a right line parallel to the tangent ET , and that it intersects EB in B so that EB is equal to that parameter. Therefore, if upon the diameter of a parabola a right line EB be taken from E the vertex of this diameter equal to its parameter, a circle ERB described upon this right line as its chord, that touches the parabola at E , shall be the circle of curvature. Because the right line BK cuts the circle BQE in B , unless when E is the vertex of the figure, the parabola cuts the circle of curvature (that case excepted) and passes within the circle of curvature when it is produced towards the vertex, but without it when produced the contrary way. When a parabola EMH and any curve Emb have the same curvature at E , no parabola can be drawn through E betwixt EMH and Emb ; for supposing the rectangle MTK to be always equal to the square of ET , the curve fk shall pass through B , (by the supposition:) and it is shewn, in the very same manner that this proposition was demonstrated, that any other parabola described through E shall either fall without both EM and Em , or within them both. Hence the chord of curvature EB of any curve Emb is found, when the parabola is determined that touches it so closely that no parabola can pass between them.

372. COR. VI. Let EM be an hyperbola, AP and AH the asymptotes; let the tangent ET meet the asymptote AP in V ;

let

let the angle EVB be made equal to the angle HAP contained by the asymptotes, and VB meet EB parallel to the asymptote within the curve in B : then a circle described upon the chord EB that touches ET shall be the circle of curvature. For, in this case, the point K is always found in the right line VB ; because, if MT produced meet EP parallel to AH in Z , and TG parallel to VB meet EB in G , then, because of the similar triangles EZT , ETG , the rectangle contained by EG and ZT shall be equal to the square of ET , or the rectangle MTK ; and TK shall be to EG as ZT is to TM , or (by the properties of the hyperbola) as PZ is to EZ , or VT to TE , or GB to EG ; therefore TK is equal to GB , and K is always found in the right line VB . Because VB cuts the circle BQ , unless when the angles EBV and BEV are equal and consequently E is the vertex of the figure, it follows that the hyperbola cuts the circle of curvature in all other cases. When ET the tangent of any curve EM and BV the tangent of the curve BK are given, an hyperbola may be described through E , that shall have the same curvature with EM and the same variation of curvature, or a contact with the circle of curvature of the same kind, by producing those tangents till they meet in V , and describing through E an hyperbola that has an asymptote through V parallel to EB , and another asymptote through u (Eu being taken equal to EV upon VE produced beyond E) that constitutes with the former an angle uAV equal to EVB , or that makes the angle EuA equal to EBV .

FIG. 155. 373. COR. VII. Let EMH be any conic section, ET the tangent at E , HI a tangent parallel to EB that meets ET in I , and let EMH meet EB in G . Take EB to EG in the same ratio as the square of EI is to the square of HI , or (when the conic section has a center) as the square of the semidiameter Oa parallel to ET is to the square of the semidiameter OA parallel to EB , and a circle described upon the chord EB that touches ET shall be the circle of curvature. For let TM meet the conic section again in m ; and, since the rectangle MTm is to the square of ET , or the rectangle MTK , as the square of HI is to the square of EI , Tm is always to TK in the same ratio; and, consequently, the point K is always found in a conic section,

tion, that meets EG in B so that EB is to EG as the square of EI is to the square of HI. Let GV the tangent of the first conic section EMG at G meet ET in V; and, because Tm is to TK in an invariable ratio, and their fluxions are in the same ratio, it follows from prop. 14. that BV shall be the tangent of the conic section BKF at B. Hence it easily appears whether the arch EM of the conic section falls without or within the circle of curvature, and the different degrees of osculation betwixt the conic section and the circle of the same curvature may be compared together. For let any conic section EMH meet the chord of curvature EB in G, draw the tangent GV meeting ET in V, join BV, and, the angle BET being given, the nearer the angle EBV is to BET, or the nearer the ratio of EV to BV is to a ratio of equality, the closer is the contact of the conic section EM and of the circle of curvature at E. Let the angle EBv be made equal to BET, and let Bv meet ET in v, join Gv, and of all the conic sections which can be described through E and G having the same curvature at E with the circle ERB, that which touches the right line Gv has the closest contact with the circle: When BET is a right angle, or EB is the diameter of the circle of curvature, EG is in this case the axis of the conic section (because the angle EBv is a right one,) EB is the parameter of this axis, and when the points G and B are on the same side of E, EMG is an ellipse, and EG is the greater or the lesser axis according as EG is greater or less than EB.

374. COR. VIII. The propositions relating to the curvature of the conic sections, which are delivered by authors on this subject, follow from what has been demonstrated. 1. When FIG. 156. the chord of curvature EB passes through O the center of the conic section, A coincides with E, EG is a diameter, OA and Oa are conjugate semidiameters, and, since EB is to EG as the square of Oa is to the square of OA (or OE,) or as the parameter of the diameter EG is to EG, it follows, that EB the chord of the circle of curvature is equal to the parameter of EG the diameter that passes through the point of contact. This was shewn of the parabola, in art. 371. 2. Let C be the center of the circle of curvature, and Cb be perpendicular on the

R r dia-

diameter EG in b ; let Oa meet EC in N : and, the triangles EON , ECb being similar, the rectangle CEN is equal to the rectangle OEb , which is equal to the square of Oa , because Eb is one half of the parameter of EG . Therefore the square of the semidiameter Oa is to the rectangle contained by Oa and EN , or the invariable rectangle contained by half the transverse and half the conjugate axis, as the ray of curvature CE is to Oa ; and the cube of the semidiameter Oa , that is conjugate to OE which passes through the point of contact, is equal to the solid contained by the ray of curvature and that invariable rectangle, as is shewn by Mr. de MOIVRE, *Misc. a-*

FIG. 157. *analyt.* p. 235. 3. Let EH be an ordinate to an axis of the conic section, and, EI being in this case equal to HI , EB shall be equal to EG , or B coincide with G : from which it follows, that if EH be drawn from E perpendicular to either axis, and the angle HEG be made equal to HET on the opposite side of HE , then EG shall meet the conic section in the point G where the circle of curvature and conic section intersect each other.

FIG. 158. 375. COR. IX. To these we may add the following properties of the circle of curvature belonging to any point of a conic section. 4. In the ellipse or hyperbola, let Oa , the semidiameter parallel to ET the tangent of the section at E , meet EB , any chord of the circle of curvature, in R ; bisect EB in b ; and the rectangle REb shall be equal to the square of Oa . For, let the diameter through the point of contact meet the circle of curvature again in e , join Be ; and, the angle EeB being equal to BET or ERO , the triangles EBe , EOR are similar, EB is to Ee as EO is to ER , and the rectangle REB is equal to the rectangle $OEEe$. But Ee is equal to the parameter of the diameter through E , by the first property of the circle of curvature in the last article: therefore the rectangle $OEEe$ (or REB) is equal to twice the square of Oa , and the rectangle REb is equal to the square of Oa . When EB passes through the focus, ER is equal to half the transverse axis; therefore the chord of the circle of curvature that passes through the focus, the diameter conjugate to that which passes through the point of contact, and the transverse axis of the figure are in continued proportion. It appears likewise, that when the section is an ellipse, if the circle

circle of curvature at E meet Oa in d , the square of Ed shall be equal to twice the square of Oa ; therefore Ed is to Oa in the invariable ratio of the diagonal of a square to its side, or of the square root of two to unit: and hence, when the point of contact E and the semidiameter Oa are given in position and magnitude, the center of curvature is readily determined. 5. The right line EG being supposed to meet the conic section in any two points E and G, and the tangents at those points to intersect each other in V, let EB be bisected in b , join Vb ; then the angle EVb shall be equal to the angle GEO, or to its supplement to two right angles; and a circle through E, V and b shall always touch the diameter that passes through E. For, in the ellipse and hyperbola, if Op parallel to EG meet the tangent EV in p , the rectangle contained by VE and Ep (or RO) shall be equal to the square of Oa , or to the rectangle REb ; and EV is to Eb as RE is to RO. Therefore, since OR is parallel to EV, the triangles REO, bEV are similar, the angle EVb is equal to REO, and a circle through E, V and b touches EO. In the parabola, let EG be bisected in g ; and, since Eb is to Eg as the square of EI is to the square of HI, (by art. 373.) or as the square of EV is to the square of Eg ; it follows, that the rectangle bEg is equal to the square of EV, and the angle EVb equal to EgV or GEO. Hence when, in any conic section, the tangents EV, GV are given, and the diameter through E is given in position, the point b and the center of curvature are readily determined. When any two points in a conic section, as E and G, and the tangents at these points EV and GV, with the circle of curvature belonging to one of them, as E, are given, the section is determined by bisecting EB and EG in b and g , joining Vb and Vg , and making the angle bEL equal to bVE so that EV and EL may be on opposite sides of Eb : for EL shall be a diameter of the section, and if it intersect Vg in O, then O shall be the center of the figure; but if EL be parallel to Vg , the figure is a parabola. When b and g are on different sides of E, the figure is an hyperbola; and when these points are on the same side of E, it is an hyperbola or ellipse according as the angle EVb is greater or less than EgV . When two points E and G of a conic section are given, with

FIG. 158.
n. 3.

FIG. 158.
n. 1. 2. & 3.

with EV the tangent at E , and the points B and D where the circles of curvature at E and G meet EG , the tangent GV is determined, by drawing from G to the tangent EV a right line GV so that GV may be to EV in the subduplicate ratio of GD

FIG. 155. to EB . For if HI the tangent at H meet GV the tangent at G in i , $H*i*$ and HI shall be equal; and if the circle of curvature at G meet EG in D , GD shall be to EB as the square of $G*i*$ is to the square of Ei , (by art. 373.) or as the square of GV

FIG. 159. is to the square of EV . 6. Let EB be the chord of the circle of curvature that passes through S the focus of the conic section; let BX parallel to the tangent ET meet EX perpendicular to ET in X ; and if XZ be perpendicular to EB in Z , then shall EZ be equal to the parameter of the transverse axis of the figure. For let EK be equal to the half of this parameter; then, since EB is to EZ as the square of EB to the square of EX , or as the square of ER (which in this case is equal to half the transverse axis of the figure), to the square of EN , and, consequently, as the square of Oa to the square of half the conjugate axis, or (by the fourth property of the circle of curvature) as the rectangle bER is to the rectangle KER , that is,

as bE is to KE ; and, since EB is equal to $2bE$, it follows, that **FIG. 158.** EZ is equal to $2EK$. In the parabola, let SP perpendicular on

n. 3. the tangent at E meet it in P , and A be the vertex of the figure; then EB shall be to EZ as the square of SE to the square of SP , or as SE is to SA ; and since EB is equal to $4SE$, (art.

FIG. 159. 371.) EZ is equal to $4SA$. Hence, when the focus S , point n. 1. & 2. of contact E , the tangent ET , and EB the chord of the circle of curvature through S are given, the principal parameter of the figure is readily determined; or, when the rest are given, the center of curvature is easily found. 7. Let S and f be the two

foci when the section is an ellipse or hyperbola; let ON parallel to the tangent ET from the center O meet EN perpendicular to ET in N ; let C be the center of the circle of curvature at E ; join SC and fN : then shall the angle ESC be equal to ENf . For the rectangle CEN is equal to the square of Oa , (by the fourth property,) the square of Oa is equal to the rectangle contained by SE and fE ; therefore CE is to SE as fE is to EN : and, since the angle SEC is equal to fEN , the triangles

angles SEC , NEf are similar, and the angle ESC is equal to NEf . Hence the center of curvature at E is readily found when the two foci are given. 8. If EQ be taken upon EB , that chord of the circle of curvature which passes through the focus S , equal to one fourth part of EB ; then SQ , SE and the transverse axis of the section shall be in continued proportion. For, since the rectangle REb is equal to the rectangle contained by SE and fE , SE is to EQ (or one half of Eb) as $2ER$ is to fE ; from which it follows, that SQ is to SE as SE is to $2ER$, which is equal to the transverse axis of the figure. Hence, when the focus S , the point of contact E and tangent ET with EB that chord of the circle of curvature which passes the focus are given, let EQ be one fourth part of EB , draw SP perpendicular to ET in P , let Pr bisect SE in r , let PO be taken upon Pr (the same or the contrary way from P with Pr according as EQ is less or greater than ES) equal to one half of the third proportional to SQ and SE ; and O shall be the center of the figure. According as EQ is greater or less than ES the figure is an hyperbola or ellipse; and, when EQ is equal to ES , it is a parabola, the vertex of which is determined by making the angle PSA equal to PSE and PA perpendicular to SA in A .

FIG. 158.
n. 3.

376. COR. X. The variation of curvature at any point of a conic section, is always as the tangent of the angle contained by the diameter that passes through the point of contact, and the perpendicular to the curve at the same point. Thus the variation of curvature at E is as the tangent of the angle GEO , EG being a perpendicular to the curve, and EO a diameter. For if the tangent at G intersect the tangent ET in V , and b be the center of curvature, the angle EVb shall be equal to GEO , or to its supplement to two right angles, by the fifth property of the circle of curvature demonstrated in the last article. The variation of curvature at E is as the tangent of the angle EVB , or of EVb , (because the tangent of the latter angle is always one half of the tangent of the former;) and, consequently, as the tangent of the angle GEO . Hence the variation of curvature vanishes at the extremities of either axis, and is greatest when the acute angle contained by the diameter OE and the tangent ET is least. When the section is a parabola and S is the focus,

FIG. 161.
focus,

focus, the angle GEO is equal to GES ; and the variation is as the tangent of the angle contained by the right line drawn from the point of contact to the focus and the perpendicular to the curve. Hence, when the point of contact E , the tangent EV , with the curvature at E and its variation are given, the parabola is determined: For, BE and EV being given, bisect EB in b , join Vb , make the angle BEb equal to bVE , and let Eb meet the circle of curvature in b ; take ES upon Eb equal to one fourth part of Eb : and S shall be the focus of the parabola. If EB meet the axis of the parabola in N , and EL be perpendicular to the axis in L , the variation of curvature shall be as the tangent of the angle ENL , or as the ordinate EL directly and the parameter of the axis inversely. The measure of the angle of contact contained by the parabola and circle of curvature at any point E , is as EL the ordinate to the axis directly and the cube of SE the distance of E from the focus inversely.

FIG. 162. 377. **COR. XI.** When EB does not meet with the curve FK , but is its asymptote, any circle being described touching ET in E , a greater circle shall always pass between it and the curve EM ; and the greater this circle is, the closer shall its contact be with the curve EM . For, since the curve FK produced passes without any circle EQB how great soever that can be described through E , EM must always pass betwixt ER and the tangent ET . This is the case in which the curvature is said to be infinitely little (being less than that of any circle) or the ray of curvature infinitely great. The point E in the curve HME is a point of contrary flexure when the two hyperbolic branches of the curve FK proceed along the asymptote EB on different sides of it and with opposite directions, as in the common hyperbola. But when these branches are on the same side of the asymptote and proceed along it with opposite directions, E is a cuspid of the first kind; when they proceed with the same direction on different sides of the asymptote, the curve EM has its concavity turned the same way on both sides of E ; when those branches proceed along the asymptote on the same side of it and with the same direction, E is a cuspid of the second kind: and in all those cases the curvature at E is less than that of any circle. Of the first case we have an example in the
vertex

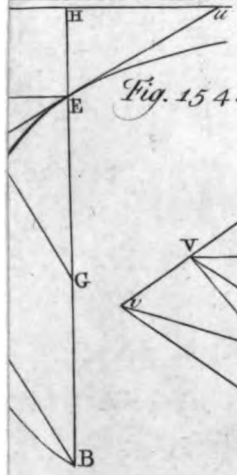


Fig. 154.

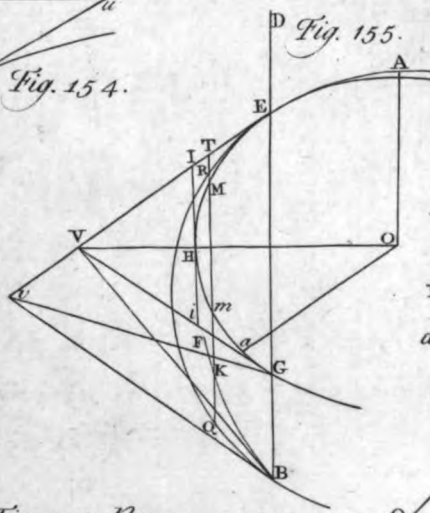


Fig. 155.

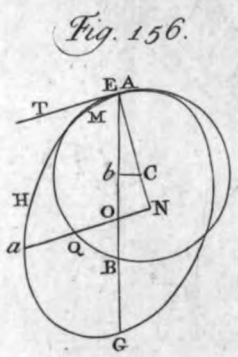


Fig. 156.

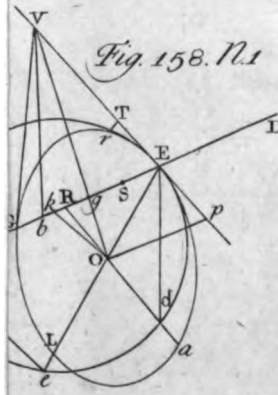


Fig. 158. N.1

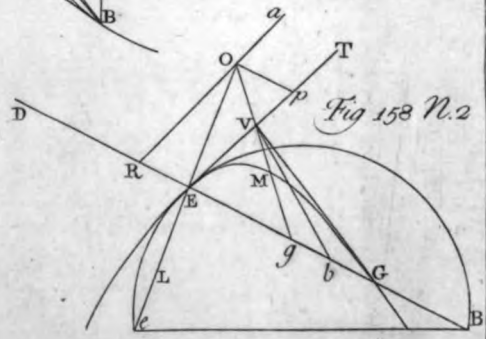


Fig. 158 N.2

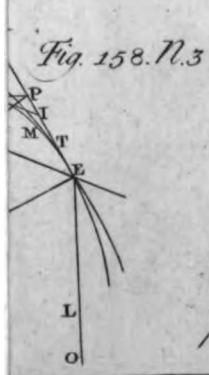


Fig. 158. N.3

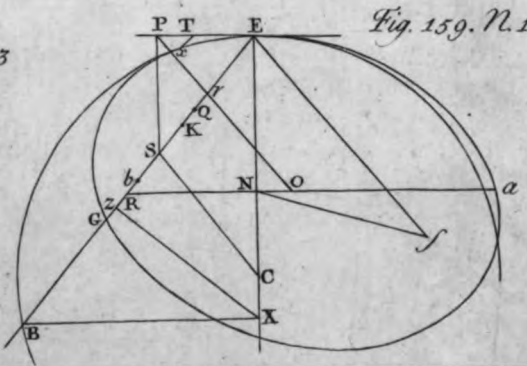


Fig. 159. N.1

vertex of the cubic parabola, wherein the cube of ET being equal to the solid contained by TM and a given square, the rectangle contained by TK and ET must be equal to this given square, and the curve FK is a common hyperbola that has EB and ET for its asymptotes. The curvature is of the same kind at the vertex of any parabola wherein TM is as any power of ET whose exponent exceeds 2, for FK in all those cases is an hyperbola of which EB is an asymptote.

378. COR. XII. When the curve FK passes through E , no circle can be described through E so small but a less circle shall pass between it and the curve EM ; and the less this circle is, the closer shall its contact with EM be. For, since the curve FK passes within any circle that can be described through E on the same side of ET , the arch EM of the curve EMH is always within ER the arch of any circle ERB . In this case, because the curvature surpasses that of any circle, it is said to be infinitely great, or the ray of curvature to be infinitely little. When FK passes through E , it always touches EB there, and if it has a continued curvature at E , the curve HME has a cuspid of the first kind at E ; if FK has a point of contrary flexure at E of any kind, HME has likewise a point of contrary flexure at E ; if FK has a cuspid of the first kind at E , HME has its concavity turned the same way on both sides of E ; and if FK have a cuspid of the second kind at E , HME shall have a cuspid of the same kind there; and in all those cases the curvature of HME at E surpasses that of any circle, of whatever kind the curvature of FKE at E be. Of the first, we have an example at the vertex or cuspid of the semicubical parabola, in which the cube of ET being equal to the solid contained by the square of TM and an invariable right line, the square of TK is equal to the rectangle contained by ET and the same invariable right line; and therefore FK is a common parabola that touches EB in E . When FKB intersects EB in two points neither of which coincide with E , then E is not a cuspid, but a point where two arches of the curve HME touch each other that are both continued on each side of E . Of this kind there are no points in the lines of any order beneath the fourth, as there are no points of

COR-

contrary flexure, or cuspids, in the lines of any order beneath the third.

FIG. 163. 379. **COR. XIII.** Suppose now that EMH is any line of the third order; let ET the tangent at E meet the curve in A , EG any right line through E meet it in the points E, G and g , and TM parallel to EG meet it in M, m and m : then, if EB be taken upon EG on the concave side of the arch EM , so that the rectangle AEB be to the rectangle GEg as the solid contained by AT and the square of ET is to the solid contained by TM, Tm and Tm , a circle described upon the chord EB so as to touch ET shall be the circle of curvature at E . For these solids are in an invariable ratio to each other when ET and EG are given in position and TM is always parallel to EG , by the properties of the lines of the third order; and, since the rectangle MTK is supposed equal to the square of ET , it follows, that the rectangle ATK is to the rectangle mTm in the same invariable ratio: Therefore the curve FKB shall meet EG in B so that the rectangle AEB shall be to GEg in the same ratio. In all the lines of this order the curvature at the confine of contrary flexure is less than the curvature of any circle, or

FIG. 164. is of that kind which was described in cor. 11. For when E
n. 1. is at this confine, the tangent ET meets the curve in the point E only; the cube of ET is to the solid contained by TM, Tm and Tm in an invariable ratio: therefore the rectangle ETK is to mTm in the same ratio; consequently EG is an asymptote of the curve FK in this case, and (by cor. 11.) the

FIG. 164. curvature at E is less than that of any circle. It is the contra-
n. 2. ry when E is a cuspid in any line of this order: for the curvature at the cuspid is always greater than that of any circle, or is of the kind described in the last corollary; because, in this case, while T approaches to the cuspid E , the ratio of ET to Tm may become greater than any given ratio; consequently, the ratio of Tm to TK may likewise become greater than any given ratio, and when m comes to g , K must come to E : therefore the curve FK passes through E , and the curvature at the cuspid E is greater than that of any circle, by the last corolla-

FIG. 163. ry. In these lines the variation of curvature is found by determining the tangent of the curve FKB at B when GET is a right angle;

angle; and it is easy to shew, that if GR and gr touch the curve at G and g , and meet EA in R and r , respectively; and if BV the tangent of FKB meet EA in V ; then EV shall be to EA as the rectangle REr is to the sum, or difference, of the rectangle RAr and the square of EA .

380. COR. XIV. When EMH is a geometrical curve, BK Fig. 149. is likewise geometrical, since TM , TE and TK are in continu- & 150. ed proportion; and since the point B is determined by the intersection of a geometrical curve with the right line EB , it follows, that, when the angle BET is given, the curve in which B is always found is likewise geometrical; and according as EMH is geometrical, or mechanical, the curve in which the center of curvature of EMH is always found is geometrical, or mechanical. By this proposition and the preceding corollaries, the curvature of EMH and its variation, with the degree of contact of the curve and circle of curvature, may be determined when EMH is geometrical. We now proceed to the theorems by which these are determined with equal facility when it is mechanical.

381. Let Em be a common parabola, ET the tangent at E , Fig. 165. Ed the diameter through E , EB the parameter of this diameter, and let any right line Tm parallel to Ed meet the tangent in T and the parabola in m . Let ef a right line given in position meet Ed in e and Tm in f ; then, if fn be taken upon fm so that the triangle efn be always equal to the rectangle contained by Tm and a given right line DG , the point n shall be always found in a right line en given in position. For, since the rectangle contained by Tm and EB is always equal to the square of ET , (by the known property of the parabola,) the triangle efn is to the square of ET as DG is to EB . Because ET and ef are given in position, and fT is always parallel to eE , the square of ET is to the square of ef always in a given ratio; consequently, the triangle efn is to the square of ef , and fn is to ef , in a given ratio: Therefore en is a right line given in position. And, conversely, when ET , ef and en are given in position, if the rectangle contained by Tm and a given right line DG be always equal to the triangle efn , the point m shall be in a parabola that touches ET in E so as to have its diameters
S f paral-

parallel to Tm , and the parameter of the diameter through E in the same ratio to DG as the square of ET is to the triangle esn ; for supposing EB to be to DG in this ratio, the rectangle contained by Tm and EB shall be equal to the square of ET .

382. Let the base AP flow uniformly, and its fluxion be represented by any given right line DG ; let PN the ordinate of the figure $DeNP$ always measure the fluxion of PM the ordinate of $DEMP$ as in prop. 20. let en the tangent of eN at E , and ef parallel to DP meet PN in n and f , and ET the tangent of EM meet it in T ; then, when DP becomes equal to DG , fn shall measure the fluxion of the ordinate De , (by prop. 14.) or the second fluxion of DE ; and ET shall measure the fluxion of the curve HE .

P R O P. XXXIII.

The base AD being supposed to flow uniformly, let the second fluxion of the ordinate DE be to the fluxion of the curve HE as the fluxion of the curve is to Eb ; and if EB be taken upon DE from E on the concave side of the curve equal to $2Eb$, the circle of curvature at E shall pass through B .

Fig. 165.

Let the rectangle contained by Tm and the given right line DG be always equal to the triangle esn , and, by the last article, the point m shall be always found in a parabola Em that touches ET in E , whose diameter through E is Ed ; and the parameter of this diameter must be equal to EB , because it is to DG as the square of ET (or the rectangle contained by fn and Eb when DP becomes equal to DG) is to the triangle esn (or the rectangle contained by fn and one half of ef , or DG ;) that is, as EB is to DG . But no parabola can be described through E betwixt the curve EM and the parabola Em . For, let Eu be any other parabola described through E , touching ET , and having Ed for its diameter; let Tu meet this parabola in u , and the rectangle contained by Tu and DG be always equal to the triangle esx , then the point x shall be in a right line ex given.

given in position, by the last article; if Eb be the parameter of the diameter of Eu that passes through E , the triangle esx shall be to the square of ET as DG is to Eb , and (because the square of ET is to the triangle esn as EB is to DG) the triangle esx to esn as EB is to Eb , so that sx is to sn in the same ratio. The rectangle contained by TM and DG is always equal to the trilineal area esN , by what was shewn in prop. 20. Therefore the right lines TM , Tm and Tu are in the same proportion to each other as the area esN , the triangle esn , and the triangle esx . But, because en is the tangent of the curve eN , if we suppose PM to move towards DE , the area esN and triangle esn shall either become both greater or both less than the triangle esx (by art. 181.) according as sn is greater or less than sx , or Eb is greater or less than EB ; consequently, TM and Tm shall either become both greater or both less than Tu while M approaches to E ; and therefore the parabola Eu cannot pass between the curve EM and parabola Em . In the same manner, no other parabola can pass between EM and Em ; but an indefinite number of parabolas can be described between EM and any other parabola Eu , as an indefinite number of right lines may be drawn through e betwixt en and es within the angle nes . Therefore the curve EM and the parabola Em have the same circle of curvature, by the latter part of art. 373. and this circle is that which is described upon EB so as to touch the right line ET , by the same article.

383. COR. I. As all curves that pass through E have the same tangent when the first fluxions of their ordinates are equal, the fluxion of the base being given; so they have the same circle of curvature at E when the second fluxions of their ordinates are likewise equal. Thus, the motion with which the base flows being given, the position of the tangent depends on the motion with which the ordinate flows, and the flexure of the circle of curvature depends on the acceleration or retardation of this motion. When the angle BET and the fluxion of the base are given, the ray of curvature EC is reciprocally as the second fluxion of the ordinate; because EC is to Eb (which is reciprocally as sn) as ET is to DG . When the fluxion of the base is constant, the solid contained by EC the ray

S f 2

of

of curvature, DG which measures the fluxion of the base, and fn that measures the second fluxion of the ordinate, is always equal to the cube of ET which measures the fluxion of the curve.

FIG. 167. If the curve ER be generated from er in the same manner as EM is generated from eN , (that is, if the rectangle contained by DG and TR be always equal to the area esr .) the contact of EM and ER shall be always one degree closer than that of eN and er . Thus, if eN and er pass through the same point e , EM and ER shall have the same tangent; when they have the same tangent, EM and ER have the same curvature; when eN and er have the same curvature, the contact of EM and ER with their common circle of curvature is of the same kind, or they have the same variation of curvature, and so on.

FIG. 166. 384. **COR. II.** The second fluxion of the curve HE is to the first fluxion of the curve as the fluxion of the ordinate DE is to Eb . And, S being any given point in the line Dd , if SK be always perpendicular to the tangent of HE in K , the fluxion of the perpendicular SK shall be to the fluxion of SE as SK is to Eb , or as SE is to the ray of curvature EC . For, let any ordinate pm meet the curve EM in m and eN in n ; let ni parallel to the base meet GM in i , and Sk be perpendicular to the tangent at m in k : then Df and Df shall be parallel to the tangents of the curve HEM at E and m , respectively, and shall measure the fluxions of the arches HE and Hm , the fluxion of the base being measured by DG , or ef . Let xy be perpendicular to Df in y ; and, since the fluxion of De is measured by fn , the fluxion of Df (or the second fluxion of the curve HE) shall be measured by fy , by art. 193. But fy is to De as fn is to Df , or (by this proposition) as Df is to Eb . Therefore the second fluxion of the curve (which is measured by fy) is to the fluxion of the curve (or Df) as the fluxion of the ordinate (or De) is to Eb . This likewise appears from art. 96. because the fluxion of the square of ET , or Df , is equal to the fluxion of the square of De , DG being invariable. Let the angle SKx be made equal to SET or DfG , and Kx shall be the tangent of the curve Kk that passes always through the intersections of the tangents of HEM and the perpendiculars from S , by art. 211. The angle KSk is equal to fDf , and the angular velocity of SK about S is equal to the

Fig. 160.

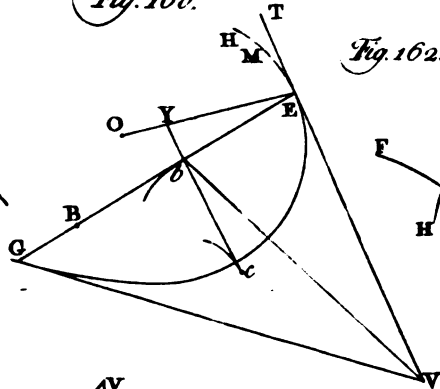
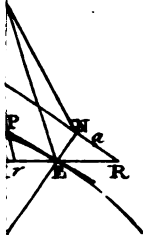


Fig. 162. N.1

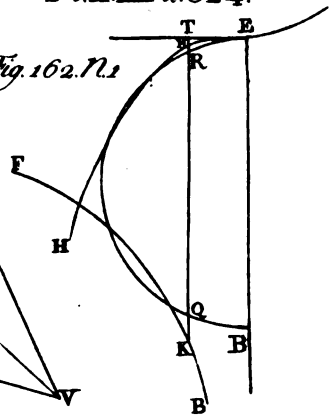


Fig. 161.

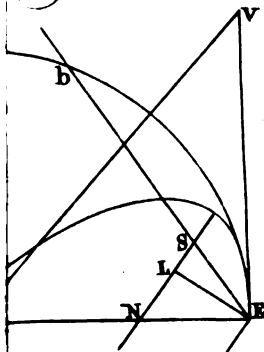


Fig. 163.

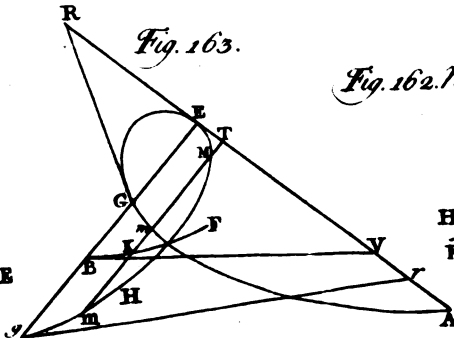


Fig. 162. N.2

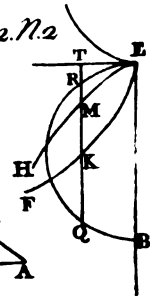


Fig. 164. N.1




Fig. 164. N.2

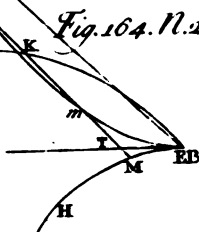
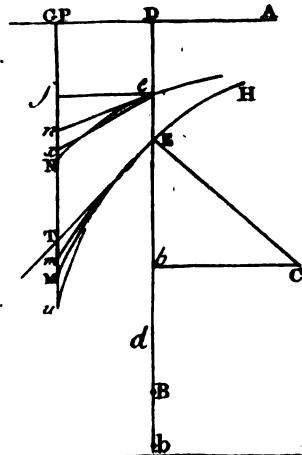


Fig. 165.



1
2
3
4
5
6
7
8
9
10
11
12
13
14
15
16
17
18
19
20
21
22
23
24
25
26
27
28
29
30
31
32
33
34
35
36
37
38
39
40
41
42
43
44
45
46
47
48
49
50
51
52
53
54
55
56
57
58
59
60
61
62
63
64
65
66
67
68
69
70
71
72
73
74
75
76
77
78
79
80
81
82
83
84
85
86
87
88
89
90
91
92
93
94
95
96
97
98
99
100

the angular velocity of Df about D . Therefore the fluxion of SK is to the fluxion of Df as SK is to Df ; and the fluxion of SK is to SK as the fluxion of Df is to Df , that is, (by what has been shewn,) as the fluxion of DE is to Eb . But the fluxion of SE is equal to the fluxion of DE . Therefore the fluxion of SK is to the fluxion of SE as SK is to Eb , or as SE is to EC .

385. Cor. III. Let S be a given point in the line Dd as in the last article, EV and EM any lines through E that meet pM parallel to SD in V and M ; let Sp parallel to DP meet PM in p , join SV and SM ; and the difference of the second fluxions of SM and pM shall be equal to the difference of the second fluxions of SV and pV when M and V come to E . For, the difference of the squares of SV and pV is equal to the difference of the squares of SM and pM : from which it follows, (by art. 96. & 99.) that, since the first fluxions of SV and pV become equal, and the first fluxions of SM and pM become likewise equal, when V and M come to E , and SV , pV , SM , pM then coincide with each other, the difference of the second fluxions of SM and pM is to the difference of the second fluxions of SV and pV at that term, as the sum of SV and pV is to the sum of SM and pM , and therefore in a ratio of equality. When the base flows uniformly, and EV is a right line, the second fluxion of PV vanishes; therefore the second fluxion of SV is in this case the same when V sets out from E in any right line that does not coincide with ES , and is equal to the difference of the second fluxions of SM and pM at the same term, whatever curve be described by the point M . When EV is a circle that has its center in S , the second fluxion of the ordinate PV is equal to the same difference of the second fluxions of SM and pM , when M comes to E , because in this case SV has no fluxions of any order whatsoever: And if $E\mu$ any right line through E given in position meet PV in μ , the second fluxion of $S\mu$ shall be equal to the second fluxion of PV , the ordinate from the circle, when V and μ come to E . It appears likewise, that the second fluxion of SM is the same when M comes to E in all lines that have the same curvature at E , and is measured by the difference betwixt f which represents the second fluxion of DE , and a third proportional

tional to SE and DG (which represents the invariable fluxion of AD ;) because the fluxion of the circular arch EV becomes equal to the fluxion of AD when V comes to E , and the second fluxion of PV the ordinate of the circle is to DG as DG is to SE the radius of the circle, by this proposition.

FIG. 167. 386. COR. IV. The rest remaining as in art. 384 let EB be perpendicular to the tangent ET and to AD , and, since \dot{y} which measures the fluxion of ET (or the second fluxion of the curve HE) vanishes, the fluxion of the rectangle contained by \dot{y} and EC (which in this case coincides with Eb) shall likewise vanish, because that rectangle is equal to the square of ET ; and the fluxion of EC the ray of curvature is to the fluxion of \dot{y} as EC is to \dot{y} , by prop. 3. Let er be a parabola that has the same curvature with eN at e , and the rectangle contained by TR and DG be always equal to the area esr , as in art. 383. Let the rectangles MTK , mTQ , Rtk be each equal to the square of ET , as in art. 366. and let Tk meet Bt the tangent of Bk (or of BK) in t . Then, the fluxion of the base being constant, the fluxion of \dot{y} shall be represented by $2nr$, or $6mR$, by art. 255. But, since Tm is to TR as Tk is to TQ , $6mR$ (which measures the fluxion of \dot{y}) is to $6kQ$ as Tm is to Tk ; and therefore, as the rectangle mTQ is to the rectangle contained by Tk and TQ , or EB . The rectangle mTQ is equal to the square of ET , or (by this proposition) to the rectangle contained by \dot{y} and Eb ; consequently, the fluxion of \dot{y} is to $6kQ$ as \dot{y} is to $2Tk$, and the fluxion of the ray of curvature EC is to $6kQ$ as EC is to $2Tk$, or as EB is to $4Tk$: from which it follows, that the fluxion of the ray of curvature is measured by three halves of Qt , the fluxion of the curve being measured by ET or BQ ; and that the variation of curvature, according to Sir ISAAC NEWTON, (who measures it by the ratio of the fluxion of the ray of curvature to the fluxion of the curve,) is measured by three halves of the tangent of the angle QBt in which the curve BK intersects the circle of curvature, as was observed in art. 369. But, since the curvature itself is reciprocally as the ray of the circle of curvature, if we should therefore measure its variation by the ratio of its fluxion to the fluxion of the curve, this variation would be as the tangent of the angle QBt direct-

directly and the square of the ray of curvature inversely, and would be as the measure of the angle of contact contained by the curve and circle of curvature; because, when a quantity A is always inversely as another quantity B , its fluxion is as the fluxion of B directly and the square of B inversely. However, to avoid confusion, we have conformed to Sir ISAAC NEWTON's explication of the variation of curvature.

387. COR. V. When em the tangent of cN is parallel to the base, and the rectangles contained by DG and TM , and by DG and Tm , are respectively equal to the areas $DPNe$, $DPne$, as in prop. 20. then Em becomes a right line, and the curvature of EM is of the kind that is less than the curvature of any circle, which was described in art. 377. In this case, the second fluxion of the ordinate DE vanishes; and (provided the curve be continued on both sides of DE) if the number of the fluxions of DE of successive orders that vanish be an odd number, then E is a point of contrary flexure; but if it is an even number, E is not a point of that kind, as was shewn in art. 266.

388. COR. VI. The same things being supposed as in art. 384 it follows from art. 202. & 208. that the velocity of the angular motion of the tangent of HEm (or of SK about S) when m sets out from E , is the same when the point n describes any curve that has the same tangent at e , or when m describes any line that has the same tangent and curvature at E , the fluxion of AD being given. Therefore the angular velocity of the tangent of EM at E is equal to the angular velocity of the tangent of the circle of curvature, or of the ray of curvature about the center C , the fluxion of AD being given, because the angular velocity of the tangent of a circle is equal to the angular velocity of the ray drawn from the center to the point of contact, by art. 18. In like manner, if B be any point in the circle of curvature, and the right lines EM , BM revolve about E and B so that their intersection M describe the curve HME , the angular velocities of EM and BM shall be equal when M comes to E . For, suppose the arch ER of the circle of curvature to be within EM the arch of the curve EMH ; and, if the angular velocity of EM about E be said to be less than the angular velocity of BM about B at the term when M comes to E ,

E, let it be less in the ratio of EB to EZ, and (by art. 209.) it shall be equal to the angular velocity of ZM about Z at that term, and therefore less than the velocity of bM about b at the same term, b being any point betwixt B and Z. Upon Eb describe a circle Erb that touches ET, produce EM till it meet this circle in r , join br and bM ; and, since the arch EM is within this circle Erb , (art. 364.) the angle MET, or Ebr , is always greater than EbM while M describes EM: therefore the angular velocity of EM about E cannot be less than the angular velocity of bM about b when M comes to E; but it was supposed equal to the angular velocity of ZM about Z at that term; and these are contradictory. In the same manner, it is shewn, that the angular velocity of EM about E is not greater than the angular velocity of BM about B when M comes to E, and that these velocities are equal likewise when EM is within the circle of curvature ER.

389. The various properties of the circle suggest various methods of determining the circle of curvature. The two following propositions are deduced from the properties of this circle that were described in the last article, and sometimes give more simple constructions for determining the ray of curvature than the preceding propositions.

P R O P. XXXIV.

Let S be any given point in the plane of the curve BL, and SP be always perpendicular from it on LP the tangent of BL; let SV perpendicular to SL meet LC the ray of curvature in V: and LC shall be to LV as the angular velocity of SL about S is to the angular velocity of SP.

FIG. 169.

Let CI perpendicular to SL meet it in I, and, since the angle LCI is equal to SLP, it follows from what was shewn in prop. 18. that when L describes the curve BL, the angular velocity of CL about C is equal to the angular velocity of IL about I, which is to the angular velocity of SL about S as SL is to IL,

IL, (by art. 209.) or as LV to LC. But the angular velocity of CL about C is equal to the angular velocity of SP about S, by art. 388. Therefore LC is to LV as the angular velocity of SL about S is to the angular velocity of SP about S, or, SA being a right line given in position, as the fluxion of the angle ASL is to the fluxion of the angle ASP. This may be demonstrated likewise from art. 384. where it was shewn, that LI is to SP as the fluxion of SL is to the fluxion of SP; from which it follows, that LI is to LS (or LC to LV) in the ratio compounded of that of the fluxion of SL to the fluxion of SP and that of SP to SL; that is, (by art. 202. 208. 211. & 212.) as the fluxion of the angle ASL to the fluxion of ASP.

390. COR. I. Let LI be bisected in Q, and PM be the ray of the circle of the same curvatura with DP (the line in which P is always found) at P; then shall SQ, SL and 2PM be in continued proportion. For, let PT be the tangent of DP at P and ST be always perpendicular to PT, let PM meet LC in K; then, because the angles SPT, SLP are equal, (art. 208. & 209.) and KPT, KLP are right, the angles KPS, KLS are equal, a circle passes through the four points K, L, P, S, and the angle KSP is right. Therefore, by this proposition, MP is to KP, or SL, as the angular velocity of SP is to the angular velocity of ST, or as the fluxion of the angle ASP to the fluxion of 2ASP — ASL, because the angles PST, LSP are always equal. But SL is to LI (or 2LQ) as the fluxion of ASP is to the fluxion of ASL. Therefore PM is to SL as SL is to 2SQ, or SQ, SL and 2PM are in continued proportion.

391. COR. II. When the angular velocity of SL is to the angular velocity of SP in any invariable ratio, LC is to LV, or LI to LS, in the same invariable ratio. Thus, when AL is a common parabola, and A is the vertex, S the focus, the angle ASL is double of ASP and LI is double of LS; which agrees with what was shewn in art. 371. When AL is the logarithmic spiral, and S is the center of the spiral, the angular velocity of SP is equal to the angular velocity of SL, because the angle LSP is invariable; therefore, in this figure, C coincides with V, or I with S; and a perpendicular to SL at S intersects LC perpendicular to the curve in the center of curvature. When

T t

AL

FIG. 169. AL is an equilateral hyperbola, the angular velocity of the tangent at L, or of the perpendicular SP, is equal to the angular velocity of SL, (by what was shewn at the end of art. 315.) and LC is equal to LV, or LI to LS; but they are on opposite sides of the point L. When the angular velocity of SL is to the angular velocity of SP in an invariable ratio, the angular velocities of SP and ST are likewise in an invariable ratio; and PM is to PK, or SL, in the same ratio. For example, when AL is a circle, and S is in the circumference, PM is two thirds of SL. In this case P is in an epicycloid that is described by a point in the circumference of a circle while it revolves on an equal circle; and M is in an epicycloid of the same kind.

FIG. 171. 392. COR. III. Let AE be a right line given in position, SA a perpendicular to it in A from the given point S; and let any other right line from S meet it in M; let the angle ASL be always to the angle ASM in any invariable ratio expressed by that of n to unit; and, SA, SM being the two first terms of a geometrical progression, let SL be equal to the term of this progression whose place in the series is denoted by $n + 1$; or, more generally, let SL be to SA as the power of SM, whose exponent is any positive number n , is to the same power of SA: then the angle SLP (contained by SL and the tangent at L) shall be equal to the angle SMA; the ray of curvature LC shall be to LV as n is to $n - 1$; and, if SB be to SA as $n - 1$ is to $n + 1$, the variation of curvature at L shall be as AM directly and as SB inversely. For, let circles described from the center S through M and L meet SA in F and f ; and, the points F, f remaining fixed while M and L are supposed to proceed in the lines AM and AL, the fluxion of the arch FM shall be to the fluxion of fL in the ratio compounded of that of SM to SL and that of the fluxion of the angle ASM to the fluxion of ASL, (or of unit to n ;) the fluxion of SM is to the fluxion of SL in the same ratio, by art. 167. consequently, the fluxion of SL is to the fluxion of SM as the fluxion of the arch fL is to the fluxion of FM. Therefore the angle SLP is equal to SMA, by prop. 16. and if SP be perpendicular to LP, the angle ASL shall be to ASP in the invariable ratio of n to $n - 1$. The fluxion of the angle ASL is to the fluxion of ASP, and (by

(by this proposition) the ray of curvature LC is to LV, in the same ratio. The fluxion of the ray of curvature LC is to the fluxion of LV as n is to $n - 1$, (art. 24.) the fluxion of LV is to the fluxion of SL in the ratio compounded of that of $n + 1$ to n and that of LV to SL, (because LV is to SL as

SM is to SA, or as the power of SL, whose exponent is $1 + \frac{r}{n}$ is to the same power of SA ;) and the fluxion of SL is to the fluxion of the curve AL as LP is to SL, or AM to SM. Therefore the fluxion of the ray of curvature LC is to the fluxion of the curve AL as AM is to SB ; and the variation of curvature (as it is understood by Sir ISAAC NEWTON, and was explained in art. 369.) is as AM directly and SB inversely. Hence, the variation of curvature at L in any given figure of this kind is as the tangent of the angle contained by SL and the perpendicular to the curve, and in any of those figures is to the variation at the point in the parabola where the right line from the focus intersects the curve in an angle equal to SLP, as SA is to 3SB.

In the logarithmic spiral AL the fluxion of the ray of curvature **FIG. 170.** is to the fluxion of the curve as SC is to SL, or LP is to SP ; and, consequently, in the invariable ratio of the tangent of the angle LSP to the radius. Therefore the variation of curvature in this figure is invariable, (as appears likewise from art. 370.) and is to the variation of curvature at the point of a parabola where the right line from the focus intersects the curve in an angle equal to the given angle SLP as 1 is to 3.

393. COR. IV. If we substitute a semicircle AMS in the place **FIG. 172.** of the right line AE in the construction of the last article, it will appear in the same manner that the angle LSP is equal to ASM, (SP being now the same way from SL that SM is from SA,) that the ray of curvature LC is to LV as n is to $n + 1$, and that (SM being produced till it meet Am perpendicular to SA in m and SB being taken to SA as $n + 1$ is to $n - 1$) the variation of curvature at any point L is as Am directly and SB inversely, and in any given figure of this kind is as AM or the tangent contained by SL and the perpendicular to the curve.

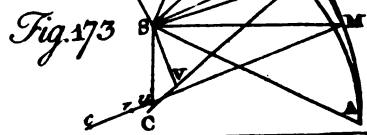
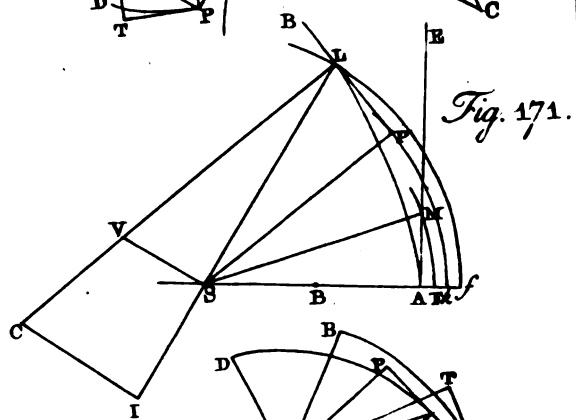
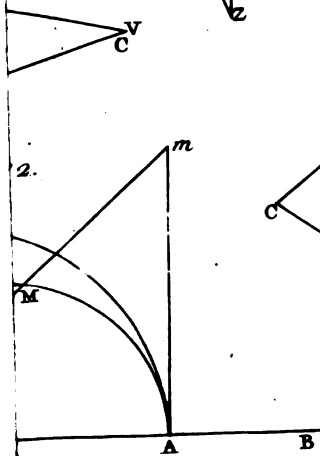
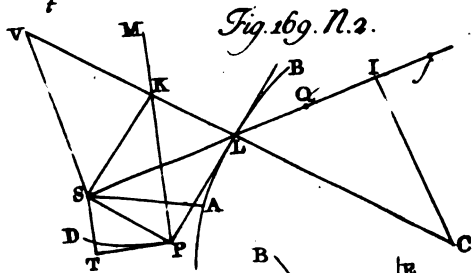
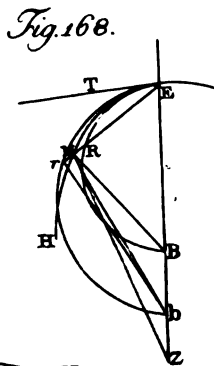
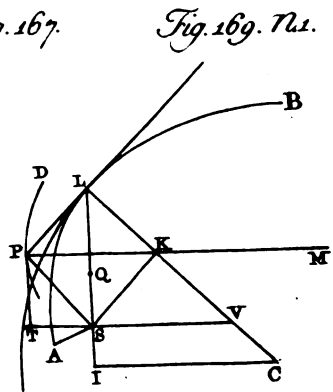
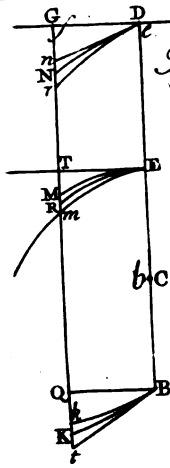
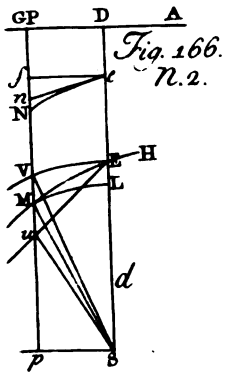
394. COR. V. If any curve AM be substituted for the right **FIG. 173.** line AM in cor. 3. the rest of the construction remaining, it will


appear in like manner that the angle SLP contained by SL and LP the tangent of AL shall be equal to the angle SMT contained by SM and the tangent of AM. Let M_c , L_c be the rays of curvature at M and L, respectively; let Su , Sv perpendicular to SM and SL meet those rays in u and v ; and let cr be to ru as unit is to r : then LC shall be to LV as M_c is to M_r . The demonstration is easily deduced from the equality of the angles SLP, SMT; by this proposition. Thus, if AM be a conic section, S the center, SA half the transverse axis, the angle ASL equal to $2ASM$, and SA, SM, SL be in continued proportion; then AL shall be a conic section that shall have its focus in S, and, cr being bisected in r , LC shall be to LV as M_c is to M_r .

FIG. 123. 395. COR. VI. Let CP and SP revolve about the poles C and S with any angular velocities that are to each other in the invariable ratio of ST to CT, as in art. 315. & 316. make the angle CPN equal to SPT and TPV equal to TPS, and let PV meet CS in L; let PO perpendicular to PN meet CV perpendicular to CP in V, and let PG be to PV in the invariable ratio of ST to CT: then, if PO be the ray of curvature of the line described by P, PO shall be to PG as TL is to the sum or difference of TL and ST according to the different positions of the points T and L with respect to the poles C and S. The demonstration is deduced from prop. 18. and art. 315. by this proposition. If SMC be an arch of a circle, the arch SZ be to SM in any given ratio, and CZ always meet the right line SM in P, the tangent of the line described by the point P is determined by art. 315. and its curvature by this construction; because the angular velocity of P is to the angular velocity of CM, or of SP, in the same given ratio.

396. The following proposition is the sequel of the 18th and 26th, and is of use in enquiries concerning the curvature of lines that are described by means of right lines revolving about given poles, or of angles that either revolve about such poles or are carried along fixed lines, in the manner explained by several examples in the preceding chapter from art. 315. to art. 324.

PROF





P R O P. XXXV.

Let S be a given point in the plane of the curve HEM , **FIG. 174** join EM and SM , and when the point M , in describing the curve MEH , comes to E , let the angular velocity of SM about S be to the angular velocity of EM about E as ET is to ST , and the point T be taken upon SE produced, or between S and E , according as the angular motions of SM and EM at that term have the same or contrary directions; then, if ST , SE and SB be in continued proportion, and B be taken upon SE on the same side of the point S with T , the circle of curvature at E shall pass through B .

For, since SB is to SE as SE is to ST , BE is to SE as ET is to ST , or as the angular velocity of SM about S to the angular velocity of EM about E at the term when M comes to E , by the supposition. Join BM , and the angular velocity of SM about S shall be to the angular velocity of BM about B , when M comes to E , as BE is to SE , by art. 209. Therefore the angular velocity of EM about E is equal to the angular velocity of BM about B at that term; and, by art. 388. the circle of the same curvature with EM at E passes through B . The concavity or convexity of the arch EM is towards S , according as the angular motions of SM and BM have the same or contrary directions while M comes to E in describing ME .

397. **COR. I.** Let the invariable angles DEG , KSH revolve **FIG. 175** about the poles E and S after the same manner as in art. 319. Let N the intersection of SK and ED move in any line Ff , and M the intersection of SH and EG describe the curve EM . When SH coincides with SE , let N come to n , EG to Eg , and let the right line An touch Ff in n ; make the angle EnT equal to SnA the contrary way from En that SnA is from Sn ; take SB from S towards T upon ST , a third proportional to ST and SE , and a circle described upon the chord EB so as to touch

touch Eg shall be the circle of the same curvature with EM at E . The curvature at S is determined in the same manner; and, if SK touch the curve Ff at u when EG coincides with ES , then S shall be a point of contrary flexure in the curve EMS ; and, if Ff has a continued curvature at u , the curvature of EMS at S shall be less than that of any circle. When the right line $S\pi$ is itself the tangent of Ff at π , and Ff has a continued curvature at π , the point E is a cuspid, and the curvature at E is greater than in any circle.

FIG. 176. 398. COR. II. Suppose that it is required to describe a conic section through the points S and M , that shall touch a given right line Eg at E so that the circle of curvature at E shall meet SE in B . Let SA be taken from S the same way with SB , so that SB, SE and SA may be in continued proportion; let the angle SEg revolve about E ; and, when the side Eg comes to EM , and ES to Ed , let SM intersect Ed in N , join AN ; let the right line MN revolve about the point S , and its intersection with the side EN move over the right line AN , then shall its intersection with the other side EM describe the conic section required.

FIG. 177. 399. COR. III. In the same manner, if it is required to describe a line of the third order through the double point S , the three points M, C and K so as to touch Eg in E , and EB the chord of the circle of curvature at E be given; let the point A be determined as in the last problem; let the angle SEg revolve about E and a right line MN about S , in the same manner; find three points N, c and k from M, C and K as N was found from M in the last problem, describe a conic section through S, A, N, c and k ; and, if the intersection N move always in this conic section, M shall describe the line of the third order required. If it be required that the line shall have a point of contrary flexure at E , the conic section is to be described through N, c and k so as to touch SE at S .

FIG. 136. 400. COR. IV. The five points A, B, C, S and E in a conic section being given, let it be required to determine the circle of curvature at C . Determine the points D, q, n and the tangent Cn as in art. 324. make the angle Dqr equal to SqA the contrary way from Dq that qA is from Sq , and let qr meet SD in r ; make the angle Dnr equal to CnA with the like precaution,

tion, and let rx meet CD in x ; join rx , and let it meet CS in T ; let ST , SC and SB be in continued proportion, and the points B and T be on the same side of S : then a circle described upon the chord CB so as to touch Cn shall be the circle of curvature at C . There arise various constructions for determining the curvature of lines of the higher orders from this proposition, analogous to those by which the tangents and asymptotes of lines were determined in the last chapter. But, instead of insisting on these, it will be more worth while to add here a property of the lines of the third order to those that have been observed by Sir ISAAC NEWTON, *Enumer. linear. tertii ordinis*.

401. Let A be any point in a line of the third order from FIG. 178. which two tangents AC , AS can be drawn to the curve in C and S ; from any point in the curve, as P , draw right lines to C and S that meet the curve again in M and N , respectively; join CN and SM , and the intersection of these lines shall be always in the curve. If CN and SM be parallel to each other, they shall be parallel to the asymptote of an hyperbolic branch, or shall shew the position to which the tangent of a parabolic branch continually approaches while the figure is produced; that is, according to the usual stile, they shall intersect each other in the curve either at a finite or at an infinite distance: And if two other tangents Ac , Af can be drawn from the same point A to the curve in c and f , the right lines that join any of the points of contact C , S , c and f shall intersect each other in the curve. We may explain this property, with its consequences, more fully on another occasion, and shew how a line of the third order (whether it have a *double* point, or not) can be described through seven points so as to touch two right lines given in position at two of those points; and shall only observe further, to illustrate this property, that it holds of any conic section and right line described in the same plane: for if CA and FIG. 179. SA touch a conic section in C and S , and from any point P the right lines PC , PS be drawn that meet the conic section in M and N ; then CN and SM shall always intersect each other in some point of the right line AP . Of this see Mr. SIMSON'S *Secl. conic. lib. 5. prop. 45*. But to return to the curvature of lines:

402. A.

FIG. 180. 402. A flexible line or thread ICa being applied along the convexity of the curve ICa from I to a , let the part aA be extended in a right line that touches the curve in a ; then, while one extremity of the line, or thread, remains fixed at I , let the other extremity A move towards H , so that the line may be gradually separated from the curve, and the part CE which is not applied to it be always extended in a right line that touches the curve; then the point E shall in this manner trace a curve AEM that by the excellent Mr. HUYGENS is said to be described by the evolution of aCI , which is itself called the *evoluta*,

P R O P. XXXVI.

Let the right line CE touch the evoluta aCI in C , and meet the curve AEM , that is described by the evolution of aCI , in E ; then a circle ERB described from the center C through the point E shall have the same curvature with AEM at E : and if c be the center of the circle of the same curvature with the evoluta aCI at C , the variation of the curvature of AEM at E shall be measured by the tangent of the angle CEc .

Let the right line QM touch the evoluta at any point Q betwixt C and I , and meet the curve AEM , the circle ERB and right line EB in M , R and N ; join CR , and, since the right line QM is equal to the arch QC and right line CE (or CR) taken together, QM is greater than QR ; consequently, the arch EM of the curve EMH passes without the circle ERB , and it is manifest that no circle described through E with a radius less than CE can pass between EM and ER . Because the sum of QN and NC is greater than the arch QC , (art. 183.) the sum of QN and NE is greater than the sum of the arch QC and ray CE , or QM ; therefore NE is greater than NM : and a circle described from any point N through E , with a radius NE greater than CE , passes without EM and ER . Therefore no circle can pass between EM and ER , and ER is the circle of

of the same curvature with EM at E, by art. 364. In like manner it is shewn, that the circle RE produced on the other side of E passes without EA, and that no circle can be drawn between them on that side. It is evident, that the curvature decreases from E towards H, but increases from E towards A; and that the curve passes within or without the circle of curvature, according as the curvature increases or decreases. The variation of curvature at E is measured by the ratio of the fluxion of the ray of curvature CE (or of the curve aC) to the fluxion of the curve AE, or (because the angular motion of CE the tangent of aCI is equal to the angular motion of cC about c , by art. 388.) by the ratio of Cc to EC, that is, by the tangent of the angle cEC .

403. COR. I. The length of the arch CQ is equal to the difference of the rays of curvature MQ and EC, when the curvature increases or decreases continually from E to M. Hence, from any geometrical curve another may be deduced that shall admit of an accurate rectification. If we suppose, (as in art. 366.) that TMK is always parallel to EC, the rectangle MTK equal to the square of ET, and BV the tangent of BKF at B to meet TE in V, then shall EV, EC and one third part of Cc the ray of curvature of the evoluta aCI be in continued proportion. For, (by art. 386.) when K sets out from B, the fluxion of TK is to the fluxion of the ray of curvature EC as 2 is to 3; consequently, BE is to EV as $2Cc$ is to $3EC$: but BE is equal to $2EC$, (by prop. 32.) therefore EV is to EC as EC is to one third part of Cc ; and if Bv perpendicular to the curve BKF meet ET in r , Cc shall be equal to three fourths of Er . Thus the curve BKF, by which the curvature of EMH and its variation were determined in prop. 32. and its corollaries, serves likewise for determining the curvature of the evoluta aCL .

404. COR. II. Hence a ready way is deduced for finding the center of curvature of the line by whose evolution any conic section is described. Let E be any point in a conic section, EO a diameter through E, b the center of curvature at E; let bY parallel to the tangent ET meet EO in Y; take bc equal to $3bY$ upon Yb produced from b , and c shall be the center of curvature of the line by whose evolution the conic section EMH is

U u

descri-

FIG. 160.

described. For the triangles VEb , EbY are similar, (by the 5th property of the circle of curvature, art. 375.) and VE is to Eb as Eb is to bY , and c is the center of curvature belonging to the point b of the evoluta, by the last corollary. When E is in the extremity of either axis, bY and consequently bc vanish, the evoluta has a cuspid where the curvature is such as

FIG. 171. was described in art. 378. In like manner, in art. 392. let CY parallel to the tangent LP meet LS in Y , let Cc be to CY as $n+1$ is to $n-1$, and c shall be the center of curvature of the line qCz by whose evolution LA may be described. And by a similar construction the center c is determined in art. 393.

405. But to proceed now to consider some of the useful pro-
FIG. 181. blems that have a dependence on the curvature of lines: When a circle moves upon a given right line so as always to touch this right line and apply the parts of its circumference successively to it, any given point in the circumference describes a *Cycloid*. Let IV be the given right line, and C the given point in the circumference of the circle KCL touch that right line first in I , and again in i after describing the curve $ICAi$ while the circle makes a compleat revolution; bisect Ii in B , and let BA perpendicular to Ii meet the curve in A ; then $ICAi$ is the cycloid, Ii its base, AB its axis, and AMB the generating circle. If the circle proceed still in the same manner along the right line IV , the same given point of the circumference will describe an equal and similar figure in every revolution of the generating circle; from which it is obvious, that this figure is not of those that are called geometrical, which can never meet a right line in more than a certain definite number of points; for it may be continued till it meet the base Ii , or any right line parallel to Ii betwixt Ii and Ab , in any assignable number of points. It has however several remarkable properties, useful in philosophy; some of which we shall briefly demonstrate.
1. Any ordinate from the cycloid, as CP , perpendicular to the axis in P that meets the semicircle AMB in M is equal to the sum of the arch AM and of its right sine MP . For, let the generating circle KCL touch the base in K when the point that describes the cycloid comes to C ; then, since the arch KC or BM is equal to the right line KI , and the semicircle BMA
to

N. 1

Fig. 174. N. 2.

Pl. XX. Pa. 338.

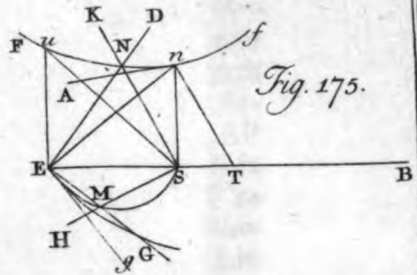
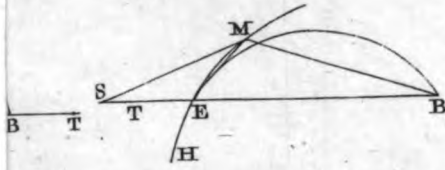


Fig. 175.

Fig. 176.

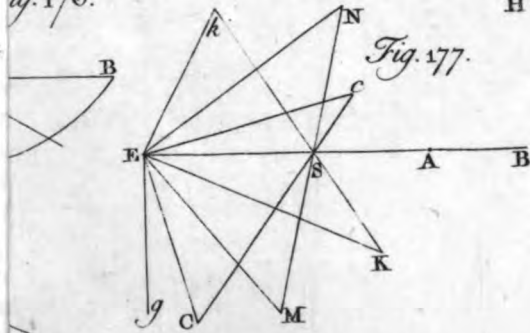


Fig. 177.

Fig. 180.

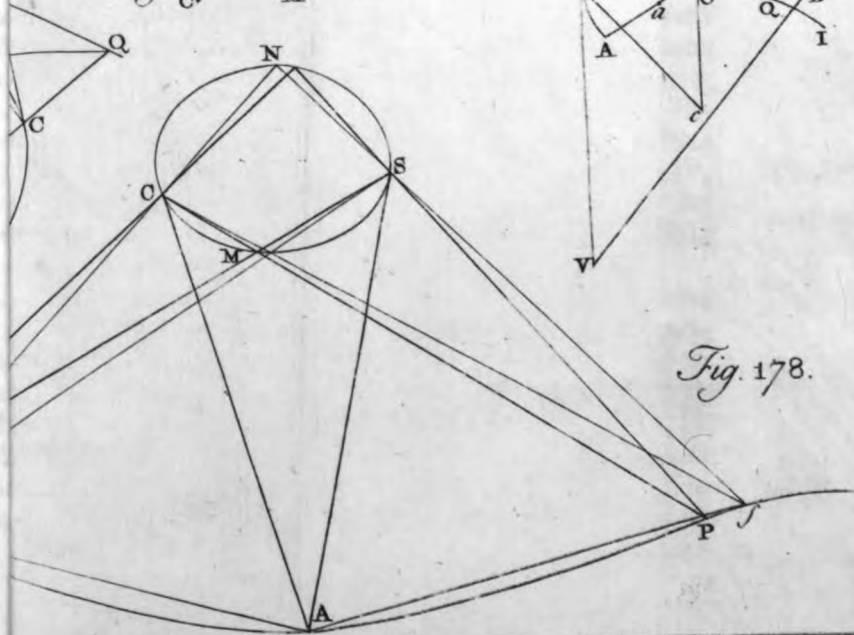
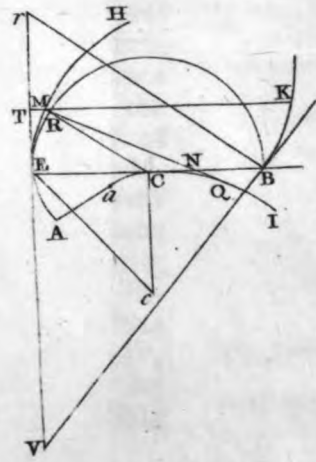


Fig. 178.

to BI, (by the description,) BK, or MC, is equal to the arch CL, or AM; and CP is equal to the sum of the arch AM and its right sine MP. 2. The tangent of the cycloid at C is parallel to the chord AM. For, let O be the center of the semicircle AMB, join OM; and, since the tangent of the circle at M is perpendicular to OM, it follows from the fourteenth proposition, that the fluxion of the arch AM is to the fluxion of AP as OM is to PM, and the fluxion of PM to AP as OP is to PM; consequently, the fluxion of CP (which is equal to the sum of AM and PM) is to the fluxion of AP as BP is to PM, or PM to AP: therefore (by prop. 14.) the tangent of the cycloid at C is parallel to the chord AM. 3. Let CR parallel to BA meet $A\hat{b}$ parallel to BI in R; and, since the fluxion of AR (or PC) is to the fluxion of AP as PM is to AP, or CR, the fluxion of the area ACR is equal to the fluxion of the area $A\hat{x}MP$, by art. 111. Therefore these areas are always equal, and the area $ACI\hat{b}$ is equal to the semicircle $A\hat{x}MBA$. The right line BI is equal to the semicircumference AMB; consequently, the parallelogram $B\hat{b}$ is quadruple of the semicircle, and the area $ACIB$ is triple of it. 4. The arch of the cycloid AC is double of AM the chord of the arch $A\hat{x}M$. For the fluxion of the arch AC is to the fluxion of AP as AM is to AP, by prop. 14. and the second property. The right lines AB, AM, AP are in continued proportion; consequently, (by art. 96. or 142.) the fluxion of the chord AM is to the fluxion of AP as AM is to $2AP$. Therefore the fluxion of the curve AC is to the fluxion of the chord AM as $2AP$ is to AP, or as 2 is to 1; and the arch AC is to the chord AM in the same ratio, by art. 33. so that the semicycloid ACI is double of AB the diameter of the generating circle.

406. Hence, 5. the curve $AE\hat{s}$ described by the evolution of the semicycloid ACI is an equal semicycloid. For, upon $I\hat{b}$ produced from b take $b\hat{s}$ equal to BA, describe the semicircle $b\hat{m}a$, let bm parallel to the chord AM meet this semicircle in m , and CE the tangent at C meet $A\hat{b}$ in L; then, because the angle $b\hat{A}M$ is equal to $A\hat{b}m$, the arch $b\hat{m}$ is equal to the arch AM, and the chord bm equal to the chord AM, which is equal and parallel to CL or LE; consequently, $E\hat{m}$ is equal and

U u 2

paral-

parallel to δL or KI , which is equal to the arch BM or am ; and Ep the ordinate from E perpendicular to ba is equal to the sum of the arch am and of its right sine mp . Therefore, by the converse of the first property, AEa is a semicycloid that has ba for its axis and bma for its generating semicircle. Hence the ray of curvature of the cycloid AEa at E is equal to $2bm$; and the variation of curvature is measured by the tangent of the angle abm , or of the angle contained by the tangent at E and the ordinate Ep , by art. 402. It appears likewise, that a heavy body may be made to describe any arch of a cycloid Ea by suspending it from a flexible line or thread ICE equal to $2ab$, that has one end fixed at I and is applied to the convexity of the semicycloid ICA from I to C , U being perpendicular to the horizon: for Ea will be described by the evolution of IC ; and, by an equal and similar semicycloid touching Ib on the other side at I , a pendulum may be made to oscillate in this figure.

407. If the motion of the generating circle KCL upon the base IB , or of the point M in the semicircle BMA , be uniform, and its velocity be the half of that which would be generated by an uniform gravity by falling through the diameter BA , then, 6. the velocity of C in describing the semicycloid ICA will be equal to that which would be acquired by the same gravity by falling through BP , or by falling along the arch of the cycloid IC from I , BA being supposed perpendicular to the horizon. For, since the arch AC is double of the chord AM , the fluxion of the arch AM is to half the fluxion of the arch AC (or the velocity of M in the semicircle is to half the velocity of C in the semicycloid) as AB is to BM , (by prop. 17.) or in the subduplicate ratio of AB to BP ; and the velocities acquired by an uniform gravity by falling through AB and BP are in the same ratio, by art. 95. Hence, the time in which a heavy body describes a semicycloid ICA , or AEa , by descending along it by its gravity, is to the time in which it would fall through BA the diameter of the generating circle by the same gravity as the semicircumference of a circle is to its diameter. For that time is the same in which the point K describes IB , or the point M describes the semicircumference BMA , by an uniform motion.

sion with half the velocity that would be acquired by falling through BA ; and the time in which a body falls from B to A by the same gravity is equal to the time in which it would describe BA with the same uniform motion, by art. 95.

408. In general, 7. let a body descend by its gravity from any point in the cycloid AEa , as H , along the curve HEa , the axis ba being perpendicular to the horizon; let the ordinate from H meet the axis ba in d ; upon the diameter da describe the semicircle dna ; and let Ep the ordinate from the body at any point E always meet this semicircle in n : then shall the motion of the point n in the semicircle anb be uniform so as to measure the time, and its velocity shall be equal to the half of that which would be acquired by falling through the right line fa a third proportional to ba and da . For the chord an is always to the chord am in the subduplicate ratio of da to ba , and the fluxion of the chord an to the fluxion of the chord am (or one half of the fluxion of aE by the fourth property) in the same ratio. The fluxion of the arch an is to the fluxion of the chord an (by prop. 16.) as ad is to dn , or in the subduplicate ratio of ad to dp . Therefore the fluxion of the arch an is to half the fluxion of aE in the subduplicate ratio of the square of ba to the rectangle contained by ba and dp , that is, in the subduplicate ratio of fa to dp ; and the velocities acquired by falling through fa and dp are in the same ratio. But the velocity in the cycloid at E is equal to that which would be acquired by falling from d through dp ; consequently, the velocity of n in the semicircle dna is half of that which would be acquired by falling through fa . Hence, the time in which the body E describes any arch of the cycloid HE is the same in which the point n describes the arch dn by an uniform motion with half the velocity that would be acquired by falling through the perpendicular fa ; and the time in which the body E descends along the arch Ha by falling from H to a , is equal to the time in which the point n with the same uniform motion describes the semicircle dna , which is equal to the time in which the point m describes the semicircle bma uniformly with half the velocity acquired by falling through ba ; because dna is to bma as da is to ba , or in the subduplicate ratio of fa to ba ; that

that is, in the ratio of the velocity acquired by falling through fa to that acquired by falling through ba . Therefore the time in which a body descends along the arch Ha from any point H to the lowermost point a is equal to the time in the semicycloid AEa , and is the same where-ever the point H be in AEa from which it begins to descend, which is the celebrated property of the cycloid discovered by Mr. HUYGENS. The same property may be demonstrated by shewing, that the power by which the velocity of the body in the cycloid is accelerated at E is always as Ea the arch from E to the lowermost point a ; and an analogous property is shewn of the epicycloid (which is described by a given point in the plane of a circle that revolves upon a circular base) by Sir ISAAC NEWTON. Produce an till it meet the circle bma in v ; and, if ve parallel to nE meet the cycloid in e , the arch HE shall be described when the motion begins from H in the same time that Ae is described when the motion begins from A .

409. Rays of light being supposed to issue from a given point, and to be reflected by a given curve, so as to make the angle of reflexion equal to the angle of incidence, a curve that touches all the reflected rays is called the *Caustic by Reflexion*. Let S be the given point from which the rays issue, (which is therefore called the *focus* of the incident rays,) SL any incident ray, LP the tangent at L , LC the ray of curvature at L , Lm the reflected ray constituting the angle CLm equal to CLS ; then, if the reflected rays always touch the curve bme , it is the caustic by reflexion. Let SP perpendicular to the tangent LP meet it always in P a point of the curve DP ; let HME be the curve by the evolution of which DP is described according to art. 402. and let PM touch HME in M ; join SM , and produce it to m , so that Sm be equal to $2SM$: then m shall be a point in the caustic of the curve BL , when S is the radiating point. For, because MP is perpendicular to the curve DP , the angle MPS is equal to the complement of SLP (by art. 211. & 212.) or to LSP , and SL is bisected by MP in K ; therefore Sm is to SM as SL is to SK , Lm is parallel to KM the tangent of HME : but the figure bme is similar to HME , and similarly situated, (art. 122.) therefore Lm is the tangent of bme . Because Lm is parallel to PM , the angle mLC is equal to MPS , or LSP , or CLS ;

FIG. 182.

CLS; therefore, when SL is the incident ray, Lm is the reflected ray, and m is a point in the caustic.

410. Let Lf be taken on the reflected ray equal to LS ; and, CR being perpendicular from the center of curvature on this ray in R, bisect LR in q ; and qf , qR and qm shall be in continued proportion. For, by art. 390. fq , fL and $2PM$ are in continued proportion. Let CI be perpendicular to SL in I, and IL be bisected in Q; when S is on the concave side of the curve, and LS is greater than LQ, PM is equal to the sum of PK (or SK) and KM, and $2PM$ is equal to the sum of fL and Lm ; therefore fq is to qL or qR as fL is to Lm , or as qR is to qm . When S is betwixt Q and L, $2PM$ is equal to the difference of Lm and Lf , and fq is to qL as fL is to Lm , or as qL (or qR) is to qm . In like manner it appears, that when S is on the convex side of the curve, fq , qR (or qL) and qm are in continued proportion. When the incident ray is perpendicular to the curve, the reflected ray coincides with the incident ray, f with S, C with R, and qm , qC , qS are in continued proportion. In general, the rectangle fqm is equal to the square of qR , or qL ; and, when the incident rays are parallel, the point m must coincide with q , and Lm be equal to one half of LR. When LS is equal to one half of LI, and S is on the concave side of the curve, f coincides with q , and the reflected ray Lm becomes an asymptote of the caustic. FIG. 183.

411. Let BL be a circle as in art. 283. C the center, CB the radius that passes through S the radiating point; bisect BC in q , let qS , qC and qH be in continued proportion: and, when L comes to B, m shall come to H. When CS is less than one half of CB, the curve DP has no point of contrary flexure, and the caustic has no asymptote. When CS is equal to one half of CB, the diameter through S is the asymptote of the caustic. When CS is greater than one half of CB, but less than CB, the caustic meets CB produced beyond B, the part of the curve DP adjoining to B is convex towards S, P is a point of contrary flexure when SL is one fourth part of the chord LZ that passes through S, (as was shewn in art. 283.) and the reflected ray is then an asymptote of the caustic. FIG. 105.

412. Let SA be a right line given in position, and Lm shall be FIG. 182.
be

be to SL as the fluxion of the angle ASL is to the fluxion of $2ASP - ASL$. Hence, in all the curves constructed in art. 392. & 393. Lm is to SL in an invariable ratio, because in those figures the angle ASL is to ASP in an invariable ratio; only, in the parabola, S being the focus, the fluxion of ASL is equal to the fluxion of $2ASP$, and the reflected rays are parallel to each other and to the axis of the figure.

413. When the rays that issue from a given point are refracted at the curve, so that the sine of the angle contained by the refracted ray and the perpendicular to the curve is always to the sine of the angle contained by the incident ray and that perpendicular, in one constant ratio, the curve that touches all the refracted rays is called the *Caustic by Refraction*. Let S be the radiating point, SL any incident ray, LR the refracted ray, C the center of the curvature at L , CI perpendicular from C on the incident ray in I , CR perpendicular on the refracted ray in R ; join SC and IR ; let RZ perpendicular to RI meet CI in Z ; join LZ meeting SC in Q , and let QM parallel to RZ meet the refracted ray LR in M : then shall M be in the caustic. For, supposing the refracted ray LR to touch the caustic in any point M , and LT parallel to CI to meet SC in T , and the point L in describing the curve BL to move towards l ; then the angular velocity of SI about S shall be to the angular velocity of MR about M in the ratio compounded of the direct ratio of the fluxion of CI to the fluxion of CR (or the ratio of CI to CR , by art. 27. the ratio of CI the sine of the angle of incidence to CR the sine of the angle of refraction being supposed invariable) and of the inverse ratio of SI to RM . The angular velocity of SL about S is to the angular velocity of ML about M (by art. 208. & 202.) in the direct ratio of LI to LR (or of CZ to CR , because the triangles CZR , LIR are similar) and the inverse ratio of SL to LM . Therefore LM is to RM as the rectangle contained by CI and SL is to the rectangle contained by SI and CZ , or (because SI is to SL as CI is to LT) as LT is to CZ , or LQ to ZQ ; consequently, QM and ZR are parallel, and the point M was rightly determined. When the incident rays are parallel, let CB parallel to those rays through the center of curvature meet

LZ

LZ in Q, and QM parallel to RZ shall meet the refracted ray LR in the caustic at M. When the incident ray becomes perpendicular to the refracting curve, that is, when L comes to B, the angular velocity of SL is to the angular velocity of ML as MB is to SB; therefore the caustic meets SC in M so that CM is to BM in the ratio compounded of the given ratio of CR (the sine of refraction) to CI (the sine of incidence) and of that of SC to SB: and when the incident rays are parallel, CM is to BM as the sine of refraction is to the sine of incidence. FIG. 185.

414. Describe the circle LICV upon the diameter LC, let CV parallel to the incident ray SI meet this circle in V; and RZ shall always pass through V, the center of curvature C and incident ray SL being given. Therefore the point M is determined by applying CR in this circle so that it may be to CI in the given ratio of the sine of refraction to the sine of incidence, joining VR that meets CI perpendicular from C to the incident ray in Z, joining LZ that meets SC in Q, and drawing QM parallel to VR. When LZ is parallel to SC, the refracted ray is the asymptote of the caustic. FIG. 184.

415. Let BL be a circle, and, the incident rays being supposed parallel, let the caustic touch the refracted ray LM in M a point of the circle; then, because LR is equal to RM, LQ and CI are bisected in Z and I: and, the triangles CRZ, LRI being similar, it follows, that CZ, or one half of CI, is to CR as LI is to LR. Therefore, if the invariable ratio of the sine of incidence to the sine of refraction be expressed by that of I to R, the square of I shall be to the square of 2R as the square of LI to the square of LR, and $4RR - II$ shall be to II as the difference of the squares of LR and LI, or of CI and CR, is to the square of LI; consequently, $3RR$ is to $II - RR$ as the square of the radius CL is to the square of LI, or CV: And in this manner Sir ISAAC NEWTON determines the position of the ray that, after a refraction at L, a reflexion at M, and a second refraction at G, defines the interior rainbow; for, the rays incident about L being refracted so as to touch the caustic near to M, a point in the circle BLM, and being thence reflected, they will emerge nearly parallel at G. If it be required that the rays refracted about L should be reflected at I in FIG. 187.

X x

the

the circle nearly parallel to each other; then, by art. 411. MR must be equal to Ml , or one half of LR , ZQ must be one half of LZ , CZ one half of ZI , and therefore equal to one third part of CI . But LI is to LR as CZ is to CR , or as I is to $3R$, and $9RR - II$ is to $II - RR$ as the square of CI is to the square of LI ; therefore $8RR$ is to $II - RR$ as the square of the radius CL is to the square of LI , or CV ; and hence the ray is determined which after a refraction at L , two reflections at i and G , and a second refraction at H , defines the exterior rainbow; for, if Gm be one fourth part of GH , or of Ll , the rays reflected at G shall touch a caustic formed by this second reflexion at m , and emerge parallel after their refraction at H .

416. Of the various problems that depend on the curvature of lines, none are more useful in philosophy than those which relate to the centripetal and centrifugal forces. In this doctrine it is supposed, that a body at rest never moves of itself, and that a body in motion never changes the velocity or direction of its motion of itself; but that every motion would continue uniform and its direction rectilinear unless some external force or resistance affected it. Hence, when a body at rest always tends to move, or when the velocity of any rectilinear motion is accelerated continually, or when the direction of a motion is continually varied and a curve line described, these are supposed to proceed equally from the influence of some power that acts incessantly; which may be measured either by the pressure of the quiescent body against the obstacle that hinders it to move in the first case, or by the acceleration of the motion in the second, or by the flexure of the curve described in the third case, due regard being had to the time in which these effects are produced, and the other circumstances, according to the principles of mechanics. Effects of the power of gravity of each kind fall under our constant observation near the surface of the earth; for the same power which renders bodies heavy while they are at rest, accelerates them when they descend perpendicularly, and bends their motion into a curve line when they are projected in any other direction than that of their gravity. But we have access to judge of the powers that act on the celestial bodies by

by effects of the last kind only; and it is of these chiefly we are to treat here.

417. As the velocity of a variable motion is measured by the space which would be described by it in a given time if it was continued uniformly for that time, (art. 4. 5. & 6.) and not by the space that is actually described by the variable motion in that time; so the power by which the rectilinear motion of a given body is continually accelerated or retarded is measured by the increment or decrement of the velocity that would be generated by that power in a given time, if its action, or influence, was continued uniformly for that time, and not by the increment or decrement of the velocity that is actually generated if the action of the power varies. The fluxion of the velocity is measured in the same manner as was explained in art 70. Therefore the power that accelerates or retards a rectilinear motion is always measured by the fluxion of the velocity of the motion, or (because the velocity is itself the first fluxion of the space) by the second fluxion of the space described by the motion, the time being supposed to flow uniformly. Thus, when a given body ascends, or descends, in the right line that is in the direction of its gravity, in spaces void of resistance, the power that accelerates or retards its motion at any term of the time (that is, the accelerating force of its gravity) is measured by the fluxion of the velocity; and if the velocity increase or decrease uniformly so that its fluxion be constant, the gravity must be supposed uniform. If the body descend, or ascend, in a medium that resists its motion, the power that accelerates or retards its velocity (that is, the difference of the gravity and resistance when the body descends, and their sum when it ascends) is still measured by the fluxion of the velocity, or the second fluxion of the space that is described by the motion, the time being supposed to flow uniformly.

418. Suppose the right line Dd to move parallel to itself a-FIG. 188. long the given line AO with an uniform motion, and the gravity to act always in the direction Dd ; then the body will descend in this line Dd in the same manner as if the line was quiescent and the gravity acted in its direction. Therefore the gravity will be still measured by the fluxion of the velocity
 $X \times 2$ with

with which the body descends in the right line Dd , or by the second fluxion of DE the space described by it in this line, that is, by the second fluxion of the ordinate of the curve traced by the body on the immovable plane $AOos$, the time (or the right line AD which flows in the same manner as the time) being supposed to flow uniformly.

419. When a curve is described by a gravity that acts in parallel lines, its force is as the square of the velocity of the body directly and that chord of the circle of curvature which passes through the body in the direction of the gravity inversely. For, the same things being supposed as in the last article, let the velocity of the point D or the fluxion of AD be represented by a given line DG , let GH parallel to the ordinate DE meet the tangent ET in T ; and the fluxion of the curve FE , or the velocity of the body in describing it, shall be measured by ET , by prop. 14. Let the circle of curvature at E meet Ed in B , and the second fluxion of DE shall be measured by a right line that is a third proportional to $\frac{1}{2}EB$ and ET , by prop. 33. Therefore the gravity, which is measured by the second fluxion of DE , is as the square of ET directly and EB inversely, that is, as the square of the velocity directly and the chord of the circle of curvature which passes through E in the direction of the gravity inversely.

420. This may be further illustrated, if it seem necessary, in the following manner. If the gravity act uniformly and in parallel lines upon a body that sets out from E in the direction ET , and bend its course into the curve ER , and the right lines TR , Vx in the direction of the gravity meet ET in T and V , and meet the curve in R and x , Vx shall be to TR as the square of EV is to the square of ET , by what was shewn in art. 95. consequently, the rectangle contained by Vx and an invariable right line is equal to the square of EV , and the curve $E\ast R$ is a parabola. And it may be shewn conversely, from art. 254. that when a parabola $E\ast R$ is described by a gravity that acts always in a direction parallel to the axis of the figure, then, DG being given, TR is invariable; and, consequently, the gravity is uniform. Let HEb be any curve line that touches the parabola $E\ast R$ and has the same curvature with it at E ; then, if the power by

by which EH is described act always in the same direction as the uniform gravity by which the parabola ER is described, and the velocities at E in EH and ER be equal, the gravity in the curve bEH at E must be equal to the uniform gravity in the parabola ER . For, if the gravity in EH at E be said to be greater than the uniform gravity in the parabola ER , let it be greater in the ratio of TZ to TR ; and let EZ be a parabola described through E and Z that has the same tangent ET and diameter Ed with the parabola ER at E . Then the gravity in the curve EH at E shall be equal to the uniform gravity in the parabola EZ ; and, if the variable gravity in EH be supposed first to increase while the body moves from E to H , TZ shall be always less than TH , because a space described by a power that acts uniformly must be less than the space which is described in the same time when that power continually increases from the beginning of the time. But TR is always less than TZ ; therefore the parabola EZ passes between the curve EH and parabola ER . But EH and ER were supposed to have the same curvature at E ; consequently, no parabola can pass between them, by art. 371. And these being contradictory, it follows, that, when the gravity in EH increases from E to H , the gravity at E in EH cannot be greater than the uniform gravity in the parabola ER . If the gravity in EH be supposed to decrease from E to H , let a parabola Eu be described through any point u between R and Z , so as to have the same tangent and diameter at E with ER and EZ ; then, since the gravity in EH at E is equal to the uniform gravity in the parabola EZ , (by the supposition) it must be greater than the uniform gravity in the parabola Eu which is greater than the uniform gravity in ER . Therefore the part of the parabola Eu that is adjoining to E passes between the curve EH and parabola ER ; and (by art. 371.) ER has not the same curvature with EH , against the supposition. In like manner it may be shewn, that the gravity in EH at E is not less than the uniform gravity in the parabola ER . Therefore they are equal to each other. Let the common circle of curvature meet Ed in B , and TR , ET and EB shall be in continued proportion, by art. 371. and TR is as the square of ET directly and EB inversely. Therefore the gravity in EH
at

at E is as the square of the velocity at E (which is measured by ET, DG being given) directly and as the chord of the circle of curvature through E in the direction of the gravity inversely; for the uniform gravity in the parabola ER is measured by 2TR, by art. 74. & 75.

421. When the velocity and direction of the motion and the force and direction of the gravity at E are given, the curvature at E is given. For, let ET be the space that would be described in a given time by the motion at E continued uniformly, let TR be equal to the space described in the same time by a body falling from E in the right line Ed when the gravity at E is continued uniformly; then EB the chord of the circle of curvature shall be a third proportional to TR and ET; and, since the angle BET is given, the center and ray of curvature are given. The curvature therefore of EH at E depends only on the force and direction of the gravity at E, the velocity and direction of the projection at E being given, and not on the subsequent variations of the gravity. When the force and direction of the gravity with the velocity at E are given, EB is determined, and the ray of curvature is reciprocally as the sine of the angle BET.

422. Let EH be now described by a centripetal force directed towards a given point S in the right line EB; and let ER be the parabola that would be described by the same centripetal force at E continued uniformly in a direction always parallel to EB: then the contact of the curve EH (that is described with a variable centripetal force directed towards S) with the parabola ER (that is described with the centripetal force in EH at E continued uniformly from that term) shall be closer than the contact of EH with a parabola that is described by a greater or less force continued uniformly in the same direction. Therefore the curve EH and parabola ER have the same curvature at E. From which it follows, that the centripetal force in the curve EH at E directed towards any point S is as the square of the velocity of the motion at E directly and EB the chord of the circle of curvature that passes through S the center of the forces inversely.

423. Let SE be produced till it meet the right line AD given in position; and, if AD be supposed to flow uniformly, the centripetal

[Faint vertical text or markings, possibly bleed-through from the reverse side of the page]

tripetal force shall be measured by the second fluxion of the ordinate DE , if the center S to which this force is directed be any where in the right line EB produced from E on the concave side of the curve; because the second fluxion of DE considered as the ordinate from the curve EH is equal to the second fluxion of DE considered as the ordinate from the parabola ER that has the same curvature with EH at E , by art. 383. In the same manner it appears, that, if the curve EH be described by a centrifugal force directed to any point in the right line EB produced from E on the convex side of the curve, this force shall be likewise measured by the second fluxion of the same ordinate.

424. Since the square of ET is equal to the rectangle contained by TR and EB , it follows, that the velocities at any two points of curve lines are to each other in the ratio compounded of the subduplicate ratio of the centripetal forces at these points, and the subduplicate ratio of the chords of the circles of curvature which pass through these points and the centers of the forces. When the gravity is given, the velocities are in the subduplicate ratio of these chords. Therefore the velocity at any point E is to the velocity of a body that describes a circle about S in a void at the same distance SE by the same centripetal force in the subduplicate ratio of EB to $2SE$, because the chord of the circle that passes through the center is its diameter and is equal to $2SE$; consequently, if SP be always perpendicular from S on the tangent ET , the velocity in the curve EH at E shall be to the velocity in such a circle in the subduplicate ratio of the angular velocity of SE about S to the angular velocity of SP about S ; because, by art. 389. these angular velocities are to each other in the ratio of EB to $2SE$. Thus, for example, the velocity in a parabola, when it is described by a centripetal force directed towards the focus, is to the velocity in a circle that is described by the same centripetal force at the same distance in the subduplicate ratio of 2 to 1; because, if A be the vertex of the parabola, the angle ASE is always double of ASP . In the logarithmic spiral these velocities are always equal, because the angular velocities of SE and SP are equal in it, by art. 349. In all the figures constructed in art. 392. & 393. these velocities are to each other in an invariable ratio when the centripetal

FIG. 189.

FIG. 171. tripetal force is directed towards S, *viz.* in the subduplicate ratio of n to $n - 1$ in those of art. 392. and in the subduplicate ratio of n to $n + 1$ in those of art. 393. because the angular velocities of SL and SP about S are to each other in the same invariable ratio as the angles ASL, ASP in those figures.

FIG. 158. 425. When a conic section is described by a centripetal force directed towards any point S in the plane of the section, let Oa the semidiameter parallel to the tangent at E meet SE in R; and the velocity in the section at E shall be to the velocity in a circle described in a void at the same distance SE by the same centripetal force as Oa is to a mean proportional betwixt SE and RE. For, by the fourth property of the circle of curvature demonstrated in art. 375. the rectangle REb (Eb being one half of EB) is equal to the square of Oa , and EB is to 2SE as the square of Oa is to the rectangle RES. When the center of the forces coincides with O the center of the figure, the velocity in the conic section is to the velocity in the circle as Oa to OE; because, in this case, SE and RE coincide with OE. When S is in the focus of the section, these velocities are to each other in the ratio of Oa to a mean proportional between the distance SE and half the transverse axis of the figure, (which in this case is equal to RE,) or in the subduplicate ratio of the distance of the revolving body from the other focus to half the transverse axis; and these velocities are equal at the extremity of the shorter axis in the ellipse.

426. The velocity and direction of the motion and the centripetal force at any given point E, with the center O of the conic section, towards which the force is supposed to be directed, being given, the section is determined that can be described by such a centripetal force. For, if Tr be equal to the space that a body falling from E in the right line OE would describe by its gravity at E continued uniformly in the same time that ET would be described by the motion in the curve at E continued uniformly, a third proportional to Tr and ET shall be equal to the parameter of the diameter that passes through E; therefore the semidiameter Oa parallel to ET is given in position and magnitude, and the conjugate semidiameter OE being likewise given, the conic section is determined.

427. When

427. When the conic section is described by a centripetal force that is directed towards the focus S , let Tx be the space that would be described by a body falling from E in the right line ES with the gravity at E continued uniformly, in the same time that ET would be described by the motion of the body at E continued uniformly in the tangent; let EB be to ET as ET is to Tx , and EQ be equal to one fourth part of EB : then a third proportional to SQ and SE shall be equal to the transverse axis of the figure. Let SP be perpendicular from S on the tangent ET in P , bisect SE in r , join Pr , let the point O be taken upon the right line Pr (the same or the contrary way from P with r according as ES is greater or less than EQ) so that PO may be equal to one half of the transverse axis, and O shall be the center of the figure, by what was shewn in art. 375. When EQ is equal to ES , the figure is a parabola, the vertex of which is determined in that article; when EQ is less than ES , the figure is an ellipse; and when EQ is greater than ES , it is an hyperbola. It appears likewise, that, when the centripetal force and velocity at E with the distance SE are given, the transverse axis is given, whatever the direction of the motion at E (or the angle SET) may be.

428. Let EH be any curve described by a centripetal force directed towards S ; let the force at E be represented by the right line EK , and KV be perpendicular to the tangent ET in V ; then EV shall represent the force by which the velocity of a body is accelerated in a void if it is projected from E towards T , or retarded if it is projected towards t ; and KV shall represent the force by which its course is inflected from the tangent ET , or Et . Because KV is to EK as Eb is to the ray of curvature EC , and EK is as the square of the velocity at E directly and Eb inversely, it follows, that KV is as the square of the velocity at E directly and the ray of curvature EC inversely, and that the curvature of EH at E depends on the velocity at E and the force KV only. Hence, if the force EV be increased or diminished by any new force that acts in the direction of the tangent, and is in any assignable ratio to the force EK , but the force KV remain, the curvature at E of the arch EH described by the body shall remain the same as if that new force had not acted.

Y y

acted. If we suppose the same curve to be described by a centripetal force directed towards any other point f , and the velocity at E to be the same as formerly, let Kk and Sl parallel to the tangent Et meet fE in k and l , and Cd be perpendicular to fE in d , then the centripetal force towards f shall be to the centripetal force that was directed towards S in the former case as Eb is to Ed , (art. 422.) that is, as Ek is to EK , (because the angle dEt is equal to Ebd ,) or as El is to ES .

429. It follows from what is shewn in the last article, that, when a body describes any curve EH by a centripetal force directed towards S , in a *medium* the resistance of which is in an assignable ratio to the centripetal force, this force is still at E as the square of the velocity directly and the chord of the circle of curvature that passes through S inversely. For the resistance affects the force EV only which is in the direction of the tangent or of the motion of the body, and the velocity in the curve is accelerated or retarded in this case by the difference or sum of the force EV and the resistance; but the force KV that is perpendicular to the tangent (upon which the curvature of EH at E depends) remains the same as when the motion is in a void; and, since the curvature of EH at E is the same in the medium as in the void when the velocity and centripetal force at E are the same, it follows, that the centripetal force at E in the medium as well as in a void is as the square of the velocity at E directly and Eb inversely. The velocity in the curve at E in the medium is to the velocity in a circle described in a void by the same centripetal force at the same distance, in the same ratio as if the curve was described in a void by a centripetal force directed to the same center S , that is, in the subduplicate ratio of the angular velocity of SE to the angular velocity of SP about S , by art. 424. Therefore what has been shewn in the preceding articles on this subject is to be extended equally to both cases; and for this reason we chose first to shew how the velocity in the curve is compared with the velocity in a circle described by the same centripetal force at the same distance, before we should enquire into the variations of the velocity and centripetal force in a given figure, which are different in a medium from what they are in a space void of resistance. Thus,
if

if a logarithmic spiral, for example, be described either in a medium or in a void by a force directed to the center *S*, the velocity is always equal to the velocity in a circle described in a void at the same distance by the same centripetal force: And in any of the figures constructed in art. 392. & 393, these velocities are in an invariable ratio when *S* is the center of the forces.

430. It follows, that the centripetal forces at *E* directed towards a given point *S* by which the same curve *EH* can be described in a medium and in a void, are to each other in the duplicate ratio of the velocity at *E* in the medium to the velocity at the same point in a void; because the chord of curvature is the same in both cases.

431. Another theorem by which the centripetal forces may be discovered follows from what was shewn in art. 385. Let *EV* a circle described from the center *S* meet *PM* in *V*; and the second fluxion of *PM* shall be equal to the difference of the second fluxions of *SM* and *PV* when the points *M* and *V* set out together from *E*. Therefore, if we suppose that while the body *M* describes the curve *HEM* by a force directed towards *S*, another body *V* revolves in the circle *EV*, the uniform angular velocity of *SV* about *S* being equal to the angular velocity of *SM* about *S* when *M* sets out from *E*, and that a third body *L* descends or ascends in the right line *SE* so that *SL* is always equal to *SM*; then the centripetal force of *M* in the curve *HEM* at *E* shall be equal to the difference of the centripetal force by which *V* is retained in the circle *EV* and of the force by which the motion of *L* is accelerated or retarded at *E* in the right line *SE*. For the centripetal force in the circle *EV* is measured by the second fluxion of *PV* when *V* sets out from *E*, *AD* being supposed to flow uniformly, by art. 423. and the force by which the motion of *L* is accelerated or retarded in the right line *SE* is measured by the second fluxion of *SL*, or *SM*, when *L* comes to *E*, by art. 418. Therefore the difference of those forces is measured by the difference of these second fluxions of *PV* and *SM*, or the second fluxion of *PM*, and, consequently, is equal to the centripetal force in *HEM* at *E*, by art. 423. The centripetal force in the circle *EV* is equal

Y y 2

qual to the centrifugal force that arises from the motion of rotation in the same circle, or in the curve EM at E , since (by the supposition) the angular velocities of SM and SV are equal when M and V set out from E . And hence it appears, that the force which accelerates or retards the velocity of L at E in the right line ES (which is sometimes called the paracentric velocity of M at E) is equal to the difference betwixt the centripetal force in EM at E and the centrifugal force in the circle EV , and not to the difference betwixt the centripetal force in EM

FIG. 190. at E and twice the centrifugal force in the circle EV . It follows from this, that, when two curve lines EM, em are described by centripetal forces directed towards S , and SM is always equal to Sm , the difference of these forces at E and e must be equal to the difference of the centripetal forces in the circles EV, ev , the angular velocities of SV and Sv being respectively equal to the angular velocities of SM and Sm when M and m set out from E and e . And, if the velocity in the circle EV be to the velocity in the circle ev as G is to F , the difference of the forces in EM and em at E and e shall be to the force in the circle EV as the difference of the squares of G and F is to the square of G .

432. When a circle is described by a centripetal force that is directed towards its center, the motion is uniform; for, the direction of the centripetal force being always perpendicular to the tangent, it neither accelerates nor retards the velocity of the body, and has no other effect but to bend its course continually from the tangent into the circle. The centripetal forces are as the squares of the velocities directly and the diameters of the circles inversely, by art. 422. or (because the velocities are as the diameters directly and the times in which the revolutions are completed inversely) as the diameters directly and the squares of the periodic times inversely. If rays be supposed to be drawn always from the centers to the revolving bodies, the centripetal forces shall be likewise in the ratio compounded of the ratio of the angular velocities of those rays (or of the angular velocities of the tangents at the bodies) and the ratio of the velocities of the revolving bodies. Thus, when the circles are described in equal periodic times, or the angular velocities of

of those rays are equal, the velocities and the centripetal forces are as the distances of the revolving bodies from the centers of the circles. When the squares of the periodic times are as the cubes of the rays of the circles, and, consequently, the velocities in the subduplicate ratio of these rays inversely, the centripetal forces are reciprocally as the squares of the rays. When the periodic times are as the squares of the rays, or the velocities reciprocally as the rays, the centripetal forces are reciprocally as the cubes of the rays. In general, when the velocities are reciprocally as any power of the rays whose exponent is m , the centripetal forces are reciprocally as the power of those rays whose exponent is $2m + 1$: And, conversely, when the centripetal forces are reciprocally as the power of the rays whose exponent is n , the velocities are reciprocally as the power of the rays whose exponent is one half of $m - 1$.

433. The velocity in a circle is to the velocity that would be acquired by falling in a right line from the circumference to the center, by the same centripetal force with which the circle is described continued uniformly, as the radius is to the side of the inscribed square, or as unit is to the square root of two. Let S be the center, SA the radius of the circle, and suppose the centripetal force at A to continue to act upon the body uniformly and in parallel lines; then shall it describe a parabola AR that has the same curvature with the circle at A , or that has its focus in the point F , if SA be bisected in F , (by art. 422. & 371.) Let GA be equal to AF , and it is known that the velocity in this parabola at A is equal to the velocity that would be acquired by falling with the same uniform centripetal force from G to A ; and therefore is to the velocity that would be acquired by falling from A to S with the same centripetal force in the subduplicate ratio of GA to AS , (art. 95.) or of 1 to 2; and, since the velocity in the circle is supposed equal to the velocity in the parabola in A , it must be to the velocity acquired by falling from A to S in the same ratio of 1 to the square root of 2. Hence the periodic time in a circle is to the time in which a body would fall directly from the circumference to the center by the same gravity, as the circumference of the circle is to the side of the inscribed square. In general, it appears in the same manner, that

FIG. 191.

that the velocity in any curve at E is equal to the velocity that would be acquired in a void by falling directly through one fourth part of the chord of the circle of curvature EB, by the gravity at E continued uniformly; or that Eb is always double of the space in falling through which the velocity at E would be generated in a void by the gravity at E continued uniformly.

FIG. 21. 434. It was shewn in art. 95. that, when a motion is uniformly accelerated, that is, when the force that accelerates it is constant, if ad be the space described by the motion and the triangular area ADE be always equal to the rectangle ae contained by ad and the invariable right line af , the time of the motion shall be represented by the base AD, and the velocity by DE. The force that accelerates the motion is as IH the fluxion of the velocity directly and EI the fluxion of the time inversely, (by art. 114. or 417.) and therefore may be represented by a right line ab that is to the invariable right line af as IH is to EI, or DE to AD, or as the square of DE is to the rectangle ADE which is equal to twice the rectangle fad ; consequently, the square of DE which measures the velocity at D is equal to twice the rectangle bad contained by ba which measures the centripetal force and ad the space described from the beginning of the motion; and the fluxion of the square of the velocity is measured by the double rectangle contained by ba and the right line which measures the fluxion of the space.

FIG. 191. Hence, if a body be supposed to fall in the right line aS by a centripetal force in the direction aS that at any distance SQ is measured by the ordinate QN, the fluxion of the square of the velocity at Q shall be measured by twice the rectangle contained by QN and the right line which measures the fluxion of aQ : but this rectangle measures the fluxion of the area $aQNd$, by prop. 3. therefore the square of the velocity acquired by falling from a to Q is measured by twice the area $aQNd$, by art. 24. This, if it was necessary, might be demonstrated in the same manner as the third proposition, from this principle, which is analogous to the first axiom, That when a motion is accelerated by a centripetal force that increases continually, the velocity generated by it while a given space is described, is greater than the velocity which would have been generated if the accelerating

ting force had not increased, but continued uniform. It is likewise obvious, that if aQ was a column of an homogeneous fluid, and the gravitation of any particle at the distance SQ was represented by the ordinate QN , the pressure of the fluid at Q would be as the area $aQNd$, or as the square of the velocity that would be acquired by falling from a to Q .

435. Let the velocity in the curve AE at A be equal to that which would be acquired by falling from a to A in the right line aS , so that its square may be represented by twice the area $aADd$; let SE be equal to SQ and the centripetal force at E be supposed equal to the centripetal force at Q which is represented by the ordinate QN ; let EK be equal to QN , and KV be perpendicular to the tangent EP in V : then the force by which the motion in the curve at E is accelerated shall be represented by EV , and the fluxion of the square of the velocity at E by twice the rectangle contained by EV and the right line which measures the fluxion of the curve AE , by the last article: But this rectangle is equal to the rectangle contained by EK , or QN , and the right line which measures the fluxion of aQ , because (by prop. 17.) the fluxion of the curve AE is to the fluxion of aQ as EK is to EV ; therefore the fluxion of the square of the velocity at E is measured by twice the fluxion of the area $aQNd$; and the square of the velocity at E is measured by $2aQNd$. The square of the same velocity is measured by twice the rectangle contained by QN and $\frac{1}{2}EB$, (by art. 433.) or by the rectangle contained by QN and Eb ; consequently, the rectangle contained by QN and Eb is double of the area $aQNd$: and hence, when the centripetal force at E , or Q , is known, and the law according to which this force varies in different distances, Eb is found by the quadrature of the area $aQNd$. Let the square of the right line QR be equal to twice the area $aQNd$, that QR may represent the velocity at E ; then QN , QR and Eb shall be in continued proportion; and, the fluxion of the square of QR being equal to twice the fluxion of the area $aQNd$, the fluxion of QR shall be to the fluxion of aQ as QN is to QR , or as QR is to Eb ; that is, the fluxion of QR which represents the velocity at E is to the fluxion of aQ , or $Sa - SE$, as QR is to Eb half of the chord EB .

436. Let

436. Let the ordinate AD represent the centripetal force at the distance SA, and the velocity in a circle described about the center S at the distance SA with the centripetal force AD shall be to the velocity acquired by falling from a to Q in the subduplicate ratio of the triangle SAD to the area aQN_d , by art. 433. & 434. And when a body is projected upwards from A in the right line Aa with a velocity equal to that in the circle, it will just rise to the point a , and return again from thence, if the area ADad be equal to the triangle SAD. When the centripetal force is reciprocally as any power of the distance whose exponent is any number m greater than unit, there is a limit which always exceeds the area ADda how great soever the height Aa may be, by art. 293. & 325. and this limit is to the rectangle SAD (or twice the triangle SAD) as unit is to $m - 1$. Hence, if a body be projected upwards from A in the right line Aa with a velocity that is to the velocity in a circle described at the distance SA with the centripetal force AD in the subduplicate ratio of 2 to $m - 1$, or in any greater ratio, the body will rise for ever in the right line Aa, and never return again to A. If the velocity of a body that moves in the right line Sa, or in any curve AE, be at any point A to the velocity in a circle at the distance SA in the subduplicate ratio of 2 to $m - 1$, its velocity will be always to the velocity in a circle at the same distance from S the center of the forces in the same ratio, because the ratio of the triangle SAD to the limit of the area ADda continued upwards from A is always the same where-ever the point A be taken in the right line Sa. This velocity that is necessary to carry off a body for ever in the right line Aa is greater or less than the velocity in a circle at the same distance according as 2 is greater or less than $m - 1$, that is, according as m is less or greater than 3; and these velocities are equal when m is equal to 3. When a body is projected with this velocity in any other direction than that of its gravity, Eb is to SE as 2 is to $m - 1$, by art. 435. when m is less than 3, the body rises for ever in one of those parabolic figures that were constructed in art. 392. (Fig. 171.) when m is greater than 3, it approaches to the center till it fall into it in one of the figures that were constructed in art. 393. (Fig. 172.) First, let

m

m be less than 3, let L be any point in the trajectory, LP the tangent, SP perpendicular to LP in P , and let n be to unit as 2 is to the excess of 3 above m ; let the angle LSA be made on the same side of LS with LSP , and in the same ratio to LSP as n is to unit; let SA be to SL as the power of SP whose exponent is n is to the same power of SL : then shall A be the *Apsis* of the figure, or the point where the tangent becomes perpendicular to the ray drawn from the center of the forces to the point of contact. Let AM be a right line perpendicular to SA , and the trajectory AL may be constructed by this right line AM , as in art. 392. by drawing SM from S to any point in this right line, making always the angle ASL to ASM as n is to unit, and SL to SA as the power of SM whose exponent is n is to the same power of SA . The demonstration is no more than the converse of what was shewn in that article. For, supposing L to be any point in the trajectory, A the apsis where SL and SP coincide; and, since the velocity at L is always to the velocity in a circle described at the same distance by the same centripetal force in the subduplicate ratio of 2 to $m - 1$, by what has been shewn, it follows, (by art. 424) that the fluxion of the angle ASL is to the fluxion of the angle ASP , and the angle ASL to ASP (art. 33.) as 2 is to $m - 1$; so that ASL must be to PSL as 2 is to $3 - m$, or n to unit; consequently, if we suppose AM to be perpendicular to SA , and the angle ASM to be to ASL as $3 - m$ is to 2, the angles ASM , PSL shall be equal, and SP to SA as SL is to SM . Let the arches fL , kP described from the center S through L and P meet SA in f and k , and the fluxion of SL shall be to the fluxion of SP as the fluxion of the arch fL is to the fluxion of kP , (by art. 211. and 202.) that is in the ratio compounded of that of SL to SP and that of 2 to $m - 1$: from which it follows, (by the converse of art. 167.) that SP is to SA (or SL to SM) as the power of SL whose exponent is one half of $m - 1$ is to the same power of SA , or that SL is to SA as the power of SM whose exponent is n is to the same power of SA ; and that the trajectory is constructed in the manner we have described from art. 392. Because the velocity of projection at A is greater than the velocity by which a circle is described at the same distance

stance with the same centripetal force, the body begins to recede from the center at the apsis A, and it goes off in a parabolic curve by the construction: When m is equal to 2, for example, the angle ASL is double of ASM, SA, SM and SL are in continued proportion, and AL is a common parabola that has its focus in S the center of the forces. Because ASM never amounts to a right angle, ASL is to a right one in a ratio that is always less than that of 2 to $3 - m$, or that of n to unit: but if we should suppose (as is usual) the body to go off to infinity in the trajectory AL, the angle ASL described by the ray SL shall be to a right angle in that ratio; or, if the excess of 3 above m be expressed by the fraction $\frac{1}{s}$, the body will go off in a number of revolutions denoted by $\frac{1}{s}$. Thus, if the centripetal force be reciprocally as the power of the distance whose exponent is $2\frac{2}{3}$, and the velocity of the projection at A be to the velocity in a circle described at the same distance with the same centripetal force in the subduplicate ratio of 200 to 199, the body will go off in 50 revolutions. If m be supposed successively equal to $1\frac{1}{2}$, 2 and $2\frac{1}{2}$, and the velocity of the projection be to the velocity in a circle at the same distance in the subduplicate ratio of the number 4 to 1, 2 or 3, the body will go off in $\frac{1}{3}$, $\frac{1}{2}$, or one revolution, respectively. The body goes off in an hyperbolic curve when the ratio of those velocities is greater than the subduplicate ratio of 2 to $m - 1$; and when the ratio of those velocities is less, the body revolves continually about S within certain limits.

FIG. 172. 437. When m is greater than 3, and the velocity of projection at L is to the velocity in a circle described by the same centripetal force at the same distance in the subduplicate ratio of 2 to $m - 1$, let n be to unit as 2 is to the excess of m above 3, make the angle LSA in the same ratio to LSP as n is to unit, but on the opposite side of SL; let SA be to SL as the power of SL whose exponent is n is to the same power of SP; and A shall be the apsis of the trajectory. Upon the diameter SA describe a semicircle SMA, and by it the curve AL is to be constructed (as in art. 393.) by drawing any right line as.SM to the semicircle, making always the angle ASL to ASM as n is

is to unit, and SL to SA as the power of SM whose exponent is n is to the same power of SA : The demonstration is similar to that in the last article. When the centripetal force is reciprocally as the fourth power of the distance, m is equal to 4; and if the velocity of the projection be to the velocity in a circle at the same distance as the square root of 2 is to the square root of 3, then n is equal to 2, the angle ASL is double of ASM, the right lines SA, SM and SL are in continued proportion, and the trajectory AL is an epicycloid that is described by a point in the circumference of a circle while it revolves upon an equal circle, as we have shewn elsewhere. When m is equal to 5, 2 is to $m - 1$ as 1 to 2; and if the velocity of the projection be to the velocity in the circle as 1 to the square root of 2, n is equal to unit, and the semicircle itself is the trajectory. When m is equal to 7, 2 is to $m - 1$ as 1 to 3; and if the velocity of the projection be to the velocity in the circle as 1 to the square root of 3, n shall be equal to $\frac{1}{2}$, or ASL shall be one half of ASM, SL shall be a mean proportional betwixt SA and SM, and the trajectory is the same figure that is called the *lemniscata* by the celebrated Mr. BERNOULLI. It is manifest that the body falls always into the center S in a number of revolutions from the apsis A denoted by $\frac{1}{2}n$, or by $\frac{1}{2}s$ if the fraction $\frac{1}{2}$ be equal to the excess of m above 3. Thus, if m be equal to $3\frac{1}{4}$, and the velocity of projection at A be to the velocity in the circle at A in the subduplicate ratio of 200 to 201, the body will fall into the center after 50 revolutions; and the number of such revolutions is inversely as the excess of m above 3. The same constructions of the trajectories in this and the preceding article were given long ago, *Descript. curv. par. 2. prop. 22.*

438. When m is equal to 3, and the velocity of the projection is equal to the velocity by which a circle is described at the same distance with the same centripetal force, the angular velocity of SE is equal to the angular velocity of SP; therefore the angles ESP, SPE are invariable, and the trajectory is the logarithmic spiral in which the body will approach to the center S, or recede from it, according as the direction of the

Z z 2

pro-

projection forms an acute or an obtuse angle with the ray drawn to the center S.

439. When m is equal to unit, or less, there is no assignable space which the area $ADda$ may not exceed by producing Aa upwards, (by art. 325.) and a body projected upwards from A will return again how great soever the velocity of the projection may be. If we suppose a centrifugal force to be always directed from the point S that is inversely as the power of the distance whose exponent is any number m less than unit, and a body to be projected at any point L with the velocity which it would acquire by this centrifugal force in moving from S to L , or that is to the velocity in a circle described at the same distance by a centripetal force equal to this centrifugal force in the subduplicate ratio of 2 to $1 - m$, the trajectory will be constructed by the right line AM in the same manner as in art. 436. only, in this case, n is a fraction that is to unit as 2 is to $3 - m$. Thus, if the centrifugal force be invariable, and the ratio of these velocities be that of the square root of 2 to unit, the trajectory will be constructed by taking the angle ASL always equal to two thirds of the angle ASM and SL equal to the first of two mean proportionals betwixt SM and SA ; for in this case n is to unit as 2 is to 3. If the centrifugal force be as the distance, n is equal to $\frac{1}{2}$, ASL is one half of ASM , SL is a mean proportional betwixt SM and SA , and the trajectory is an equilateral hyperbola that has its center in S . In all those cases the trajectory has an asymptote that passes through S and constitutes with SA an angle which is to a right one as 2 is to the excess of 3 above m .

440. It may be of use, to avoid mistakes that may arise in enquiries of this kind, and in other cases where second fluxions are introduced, to reflect here on what was shewn concerning these fluxions above, in art. 74. 97. and in several other places.

FIG. 191. The centripetal force in the curve AEM at E is most commonly measured by TM the subtense of the angle of contact at E when the tangent ET is supposed to be diminished infinitely, the time in which the arch EM is described being given; that is, by Tr when ET which represents the velocity at E is of a finite magnitude (as we always suppose it) and

Er

Er is a parabola of the same curvature at *E* with *AEM*: because *Tr* is the space which the body would describe by the gravity at *E* continued uniformly, in the same time that the body would describe *ET* by its motion at *E* continued uniformly in the tangent. If therefore we suppose *QN* (which represents the centripetal force at the distance *SQ*, or *SE*) to be equal to *Tr*, the square of the velocity at *E* will be represented by the rectangle contained by *EB* (or *2Eb*) and *QN*, because the square of *ET* is equal to the rectangle contained by *EB* and *Tr*. And, since the square of the velocity that is acquired by falling through *Eb* with the same gravity *QN* continued uniformly, is represented by twice the rectangle contained by *Eb* and *QN*, (art. 434.) it should follow, that the velocity in the curve at *E* is equal to the velocity that would be acquired in falling through *Eb* by the gravity at *E* continued uniformly; whereas it has been shewn, (art. 433.) that these velocities are not equal, but are to each other in the subduplicate ratio of 1 to 2. In the same manner, the velocity in a circle at the distance *SE* would be found equal to the velocity that is acquired by falling through the radius *ES* with the gravity at *E* continued uniformly; whereas we found this velocity to be greater than the velocity in the circle in the subduplicate ratio of 2 to 1. The error arises from the supposing the gravity, when the body descends in the right line *ES*, or *aQ*, to be measured by the fluxion of the velocity of the body, or the second fluxion of the space described by it, and at the same time by the right line *Tr*: for these suppositions are inconsistent, because it is *2Tr*, and not *Tr*, that measures the second fluxion of the space described by the body while it descends in the right line *aQ* with a motion uniformly accelerated, as has been shewn by several different methods in art. 74. 75. 97. & 254. The gravity is measured by the increment of the velocity that is generated in a given time when the gravity is invariable (and, consequently, the velocity increases uniformly,) or by the difference of the spaces that would be described in the given time by the velocities at the beginning and end of that time continued uniformly: but *Tr* is equal to the half of this difference only, being equal to the excess of the space that is described in the same given time when the motion is uniformly

ly accelerated above the space that would have been described if the motion had continued uniform from the beginning of that time. Therefore, in order to avoid suppositions that are inconsistent, QN which measures the centripetal force at Q , or E , must be supposed equal to $2Tr$, the velocity at E in the curve is to be represented by a mean proportional betwixt $\frac{1}{2}QN$ and EB , or QN and Eb , and the velocity in a circle at the distance SE by a mean proportional betwixt QN and the radius SE . The example we have described may serve to shew how mistakes of this kind have sometimes arisen in the application of this method, and how they may be avoided.

441. When a circle is described by a centripetal force directed towards its center, the motion in the circle, the angular motion of the ray drawn from the center to the revolving body, the motion with which the area flows that is described by this ray, and the angular motion of the tangent at the body are all uniform. In other cases, the area described by the ray SE drawn from the center of the forces S to the revolving body still flows uniformly and measures the time; but the velocity at any point E is inversely as SP the perpendicular from S on the tangent ET , the angular velocity of the ray SE about S is inversely as the square of SE , and the angular velocity of the tangent (or of the perpendicular SP about S) is inversely as the rectangle contained by SP and the ray of curvature at E . Sir ISAAC NEWTON'S demonstration of this may be represented

FIG. 193. in the following manner. When a body moves in a right line ET with an uniform motion, it describes equal spaces on that line in any equal times; and if a ray be supposed to be drawn always from the body to a given point S that is not in that right line, this ray shall describe equal areas about S in any equal times, Elem. 35. 1. A force that acts upon the body at any point E directed towards S has no effect on the magnitude of the area described in a given time by the right line drawn always from the body to S : it may accelerate or retard the motion of the body; but the area described about S is of the same magnitude as if no such force had acted upon it. For, let ET be to EK as the velocity of the body in the direction ET is to the velocity that would be produced by the new impulse

pulse in the direction ES, complete the parallelogram EKMT, join ST and SM, the body will now describe the diagonal EM in the same time that it would have described the side ET if no new force had acted upon it at E, and the triangle SEM is equal to SET. The same is to be said of any successive impulses provided they be always directed to the same center S; they never affect the fluxion of the area, which therefore flows in the same manner as if the body had proceeded in the tangent with the motion at E continued uniformly. It follows from this, **FIG. 191.** that if AL be the tangent at A, and the triangle SAL be equal to the triangle SET, then AL and ET would be described in equal times by the motions at A and E continued uniformly. Therefore, if SX be perpendicular to AL in X, the velocity at A shall be to the velocity at E as AL is to ET, or as SP is to SX; that is, the velocity in any given figure is always inversely as the perpendicular from the center of the forces on the tangent.

442. This may be likewise demonstrated from art. 435. where it was shewn, that if the square of QR be equal to twice the area aQN , so that QR may represent the velocity at E, the fluxion of QR shall be to the fluxion of aQ as QR is to Eb . The fluxion of SP is to the fluxion of SE, or SQ, as SP is to Eb , by art. 384. and the velocity with which SQ decreases is equal to the velocity with which aQ increases; therefore the velocity with which SP decreases is to that with which QR increases as SP is to QR; and the fluxion of the rectangle contained by QR and SP vanishes, by prop. 3. consequently, this rectangle is invariable, and QR which measures the velocity at E is inversely as the perpendicular SP. Because the area described about S flows uniformly and measures the time, the angular velocity of SE about S is reciprocally as the square of the distance SE, by art. 120. and if the sector ESI be equal to the area ESH, the sector ESI will be generated by SE if its angular motion about S be continued uniformly in the same time that the area ESH is described by the ray drawn from S to the body while it moves in the arch EH. The angular velocity of the tangent at E, or of the perpendicular SP, is to the angular velocity of SE as SE is to Eb , and is inversely as the

FIG. 32.
n. 2.
FIG. 191.

the rectangle SEb , or the rectangle contained by SP and the ray of curvature EC .

443. The centripetal force at any point E is as the square of the velocity at E directly, and Eb half the chord of the circle of curvature that passes through S inversely, by art. 422. Therefore this force is inversely as the solid contained by Eb and the square of the perpendicular SP , or (because Eb is to SP as the fluxion of the distance SE to the fluxion of the perpendicular SP , by art. 384.) inversely as a solid that is to the cube of SP as the fluxion of SE is to the fluxion of SP . It is likewise as the angular velocity of SP (or of the tangent at E) directly and a third proportional to SE and SP inversely. The same force may be measured by the difference of the second fluxion of SE considered as terminated at the tangent Et and its second fluxion considered as terminated at the curve EH , or by the sum or difference of the centrifugal force that arises from the motion of rotation (which is always inversely as the cube of the distance SE , by art. 442. since the angular velocity of SE is reciprocally as the square of SE) and the force by which the motion of

FIG. 166. L is accelerated or retarded at E in the right line ES , as in art. 431. and by several other theorems of this kind.

FIG. 191. 444. When a figure has the same curvature and the tangents inclined in the same angle to the rays drawn to the center of the forces at any two points, the centripetal forces at these points are reciprocally as the squares of the distances. For, since the chord of the circle of curvature is the same and SP is to SE in the same ratio in both cases, the solid contained by EB and the square of SP is as the square of SE . Thus, the centripetal forces are reciprocally as the squares of the distances at the extremities of the same axis in any conic section, when the center of the forces is any where in that axis, or in a circle at the extremities of the diameter that passes through the center of the forces.

FIG. 194. 445. Let AEM be an ellipse, and the centripetal force be directed to the center of the figure; then, since EB is equal to the parameter of the diameter that passes through E , (by art. 374.) the rectangle contained by the semidiameter OE and Eb is equal to the square of the semiconjugate OK . The rectangle

angle contained by OK and OP the perpendicular from O on the tangent is invariable. Therefore OE is inverſely as the ſolid contained by the ſquare of OP and Eb ; and the centripetal force is as the diſtance OE . This is likewiſe eaſily deduced from what was ſhewn in the introduction, p. 8. That, when the area EOM deſcribed about O (and, conſequently, the time in which the arch EM is deſcribed) is given, then TM is in an invariable ratio to the diſtance OE . The velocity at E is as the ſemidiameter OK conjugate to OE ; becauſe the perpendicular from O on the tangent at E is inverſely as OK . The periodic time in the ellipse is equal to the periodic time in a circle deſcribed at any diſtance OE by the centripetal force at E : For, if the tangent Et be ſuppoſed equal to the circumference of a circle whoſe radius is OK , the triangle EOt ſhall be equal to the area of the ellipse, and the periodic time in the ellipse equal to the time in which Et would be deſcribed by the motion at E continued uniformly, by art. 441. but the velocity at E is to the velocity in the circle at the ſame diſtance as OK is to OE , (by art. 425.) or as Et is to the circumference of the circle; conſequently, the time in Et , or the periodic time in the ellipse, is equal to the periodic time in the circle. It follows, that the periodic times in all ellipſes are equal (as well as in circles, art. 432.) when the centripetal forces are as the diſtances. Let OE be equal to OQ , and the velocity at any point E equal to the velocity that would be acquired by falling from a to Q ; then ſhall Oa be equal to AH the diſtance betwixt the extremities of the tranſverſe and ſhorter axis. For, if ad and QN represent the centripetal forces at a and Q , as in art. 435. the trapezium $aQNd$ ſhall be to the triangle OQN in the duplicate ratio of the velocity at E in the ellipse to the velocity in a circle at the ſame diſtance, or as the ſquare of OK to the ſquare of OE ; and the ſquare of Oa to the ſquare of OE as the ſum of the ſquares of OK and OE to the ſquare of OE ; conſequently, the ſquare of Oa is equal to the ſum of the ſquares of OK and OE , or to the ſquare of AH . Hence, if a body be projected at A in a direction perpendicular to OA with the velocity that is acquired by falling from a to A , and a circle deſcribed from the center A with a radius equal to Oa meet

A a a

OH

OH perpendicular to OA in H, then OA and OH shall be the two femiaxes of the trajectory. In the same manner it is shewn, that when a centrifugal force directed from O is as the distance, an hyperbola is described that has its center in O : and as the time of the motion is measured by an elliptical or circular area when the centripetal force is as the distance, so it is measured by an hyperbolic area when the centrifugal force is as the distance ; that is, by the measures of angles in the former case, and by the measures of ratios in the latter ; which is agreeable to what was shewn above in art. 159. & 407.

FIG. 159. 446. Let the center of the forces be now in the focus S of any conic section ; let the circle of curvature at E meet ES in B, and BX parallel to the tangent at E meet EX perpendicular to the same tangent in X ; let XZ be perpendicular to EB in Z, and XZ shall be equal to the parameter of the transverse axis of the figure, by the 8th property of the circle of curvature, in art. 375. Because the triangles SEP, BEX are similar, the square of SP is to the square of SE as the square of EX to the square of EB, or as EZ is to EB ; consequently, the solid contained by EB and the square of SP is equal to the solid contained by EZ and the square of SE. Therefore, since EZ is invariable in a given figure, the centripetal force towards S is reciprocally as the square of the distance SE. It follows from what was shewn above (art. 424 & 427.) that the velocity in the parabola is to the velocity in a circle at the same distance as the square root of 2 to unit, that the velocity in the ellipse is to the velocity in such a circle in a less ratio, and that the velocity in the hyperbola is to that velocity in a greater ratio. The time in which a revolution is completed in an ellipse, is equal to the time in which a circle is described by the same centripetal force at a distance equal to half the transverse axis ; for the velocity at H the extremity of the shorter axis is equal to the velocity in this circle, by art. 426. But if HT be supposed to be taken upon the tangent at H equal to the circumference of that circle, the triangle HST shall be equal to the area of the ellipse, and the periodic time in the ellipse equal to the time in which HT would be described by the motion at H continued uniformly in the tangent, (by art. 441.) and, consequently,

frequently, equal to the periodic time in the circle described at the distance SH. Hence, when ellipses are described by centripetal forces that are always inversely as the squares of the distances from their common focus, the squares of the periodic times are as the cubes of the transverse axes or of the mean distances. And since the transverse axis is determined when the velocity and centripetal force at any given point in the curve are given, (by art. 427.) it follows, that all bodies projected from a given point in different directions, but with equal velocities, complete their revolutions and return to the same point again in equal times. The transverse axis was determined in art. 427. The shorter axes of such ellipses are to each other as the perpendiculars from the center of the forces on the right lines in which the bodies are projected, or as the sines of the angles contained by these right lines and the ray drawn to the center of the forces; because the square of SP is to the square of SE as EZ is to EB, and (since the transverse axis with the distance SE and chord of curvature EB are given) the square of SP is as the parameter EZ, or as the square of the shorter axis. Let SE be equal to SQ, and the velocity in the ellipse at E be equal to the velocity that would be acquired by falling from *a* to Q, and *Sa* shall be equal to the transverse axis of the figure. For, let *Sb* be taken upon *Sa* equal to SH, and *bl* be the ordinate of the figure *adNQ* at *b*; then, because the velocity at H in the ellipse is equal to the velocity in a circle at the same distance, the triangle *Sbl* shall be equal to the area *abld*, (art. 436.) or to the difference of the rectangles *Sbl* and *Sad*; consequently, the triangle *Sbl* is equal to the rectangle *Sad*, and $2Sa$ is to *Sb* as *bl* is to *ad*, that is, as the square of *Sa* is to the square of *Sb*; and *Sa* is equal to $2Sb$ or to the transverse axis of the figure. Therefore, if a body was projected directly upwards from E in the right line SE with its motion at E, it would rise to a distance from S equal to the transverse axis of the figure; and the motion with which a circle is described would carry the body to a distance from S equal to the diameter of the circle. If a body begin to fall from *a* in the right line *aS*, it will be carried to an equal distance from S on the other side and will thence return again to *a* in the same time that a revolution is

A a a 2

com-

completed in the ellipse $A E a$ whose transverse axis is equal to $S a$, and the time in which it falls from a to S is one fourth part of this time, or of the periodic time in the ellipse $A a A$, or of the time in which a circle is described at a distance from S equal to one half of $S a$. If a body be projected from A in a right line perpendicular to SA with the velocity that would be acquired by falling from a to A , then A shall be an apsis of the figure, and $S a$ the distance of the other apsis shall be equal to $a A$. When the velocity at E is to the velocity in a circle at the same distance as SE is to SP , the angular velocity of the ray SE is equal to the angular velocity of the ray in a circle described by the same centripetal force at the same distance: In this case, SE is equal to one half of the principal parameter of the figure, the transverse axis is perpendicular to SE , the trajectory is an ellipse, parabola or hyperbola, according as the angle SEP is greater, equal to, or less than half a right one; and the paracentric velocity in the trajectory is always greatest at this point E . Because the primary planets move in ellipses that have their focus in the center of the sun, so that the areas described by the ray drawn from any one planet to the sun in equal times are equal, and the squares of the periodic times of the different planets are as the cubes of their mean distances from the sun, (as was observed by the famous KEPLER,) and because the same laws obtain in the motions of the satellites about the primary planets, Sir ISAAC NEWTON concludes, that there is a centripetal force extended over the system to all distances directed towards the sun that decreases in proportion as the square of the distance from its center increases, and that a force decreasing in the same manner is directed towards each body in the solar system which at equal distances from their centers is as the matter in each of them. By comparing the effects of these forces with the descent of heavy bodies near the surface of the earth, he finds, that the power of gravity so well known to us is one instance of this general principle. The powers upon which the celestial motions depend being thus discovered, and reduced to known measures, he then proceeds to deduce these motions with their various inequalities from their principles; and a fuller account of this matter is expected from an author who has already

dy given several proofs of the great progress he has made in this most useful theory.

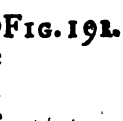
447. Some find it difficult to conceive how a body can revolve in an ellipse, and, after approaching towards the center of the forces in descending from the higher apsis *A* to the lower apsis *a*, recede from it again by ascending from the lower apsis *a* to the higher *A*, since the centripetal force is greater at *a* than at *A*. There are indeed various laws of the centripetal forces, which would either cause the body to descend from the apsis continually towards the center and at length fall into it, or to ascend from the apsis continually and recede from the center for ever: but there are other laws which if the centripetal force observe, the body may approach to the center and recede from it by turns; and of this kind is the law which obtains in the solar system. In order to distinguish those cases from each other, we are to observe, that when the velocity of the body at the higher apsis *A* is less than that which is requisite to carry it in a circle about the center *S* at the same distance *SA*, the body must move in a curve that falls within that circle there, and must approach towards the center; while it descends, its velocity increases; and if its velocity increase in a higher proportion than that in which the velocities requisite to carry bodies in circles about *S* increase, the velocity in the lower part of the curve may at length exceed the velocity in a circle at the same distance, and thereby become sufficient to carry off the body again. In these cases the velocity of the body in the orbit and the velocity in a circle described at the same distance may exceed each other thus by turns, the latter in the higher part and the former in the lower part of the orbit, and the body may approach towards the center and recede from it by turns. Thus, in the solar system, the centripetal force increases as the square of the distance from the center decreases, and the velocity that is requisite to carry a body in a circle about the center increases only in the subduplicate ratio in which the distance decreases, art. 432. but the velocity in the orbit increases in a higher proportion while the distance decreases, (by art. 441.) so that though the former exceeds the latter at the higher apsis *A*, the latter by increasing in a higher proportion becomes equal to it
at

at the mean distance SH and exceeds it in its turn at the lower apsis a ; and thus the body constantly revolves from one apsis to the other. This is further illustrated, by comparing the centripetal force in the orbit with the centrifugal force that arises from the circular motion of the body about S : for this centrifugal force increases always in proportion as the cube of the distance from the center decreases, and consequently in a higher proportion than the centripetal force; so that each of these forces prevails in its turn, the centripetal force in the higher part, and the centrifugal force in the lower part of the orbit.

448. In general, a body may approach towards the center S and recede from it by turns when the velocities that are requisite to carry bodies in circles about S increase in a less proportion than that in which the distances decrease. But if the centripetal force be such, that these velocities increase in the same proportion in which the distances decrease, a body cannot revolve about the center S in this manner; if it begin to approach towards the center S when it proceeds from the apsis A , it will approach continually to the center till it fall into it; or if it begin to recede from S when it sets out from the apsis a , it must recede from the center to greater and greater distances for ever. For, should we suppose the body to descend in this case from the higher apsis A to the lower apsis a , since the velocity in the orbit at A would be to the velocity at a as Sa is to SA , (by art. 441.) that is, (by the supposition,) as the velocity in the circle at the distance SA is to the velocity in the circle at the distance Sa , it follows, that the velocity in the orbit at A would be to the velocity in a circle at the same distance as the velocity in the orbit at a is to the velocity in a circle at the distance Sa ; and that, since the velocity in the orbit at A is less than the velocity in a circle at the distance SA , the velocity in the orbit at a would likewise be less than the velocity in a circle at the distance Sa ; so that the body would continue to approach to the center after it comes to a . In the same manner, if the velocity at a in the orbit exceed the velocity in a circle at the distance Sa , the velocity in the orbit at A would likewise exceed the velocity in a circle at the distance SA , and the body would continue to recede from S after it comes to A .

When

When the centripetal force is reciprocally as the cube of the distance from S, the velocities that are requisite to carry bodies in circles about S increase in the same proportion that the distances from S decrease, by art. 432. therefore the body after it proceeds from the apsis (unless it move in a circle) must approach continually to the center or recede from it for ever, and the figure can have no more than one apsis. When the centripetal force is reciprocally as any higher power of the distance, the velocities that are requisite to carry bodies in circles about S increase in a higher proportion than that in which the distances decrease; consequently, the body after it gets out from the apsis either approaches continually to the center till it fall into it, or recedes from it for ever. Thus it was shewn in art. 440. that, when the centripetal force is reciprocally as a power of the distance whose exponent is any number that exceeds 3 by any fraction $\frac{1}{s}$, if it be projected at A with a velocity that is to the velocity in a circle at the distance SA in the subduplicate ratio of $2s$ to $2s + 1$, it will fall into the center in a number of revolutions denoted by $\frac{1}{2}s$. But when the centripetal force is reciprocally as a power of the distance whose exponent is less than 3, the velocity in the trajectory increases while the distance decreases in a higher proportion than the velocity in circles described by the same centripetal forces, by art. 441. and in those cases the body may approach to the center and recede from it by turns.

449. In general, the velocity in any orbit becomes equal to  FIG. 191. the velocity in a circle described at the same distance by the same centripetal force when the angle ESP is a *maximum*, or when the angle contained by the tangent and ray drawn to the center of the forces is a *minimum*, by art. 424. or supposing (as in art. 435.) that the centripetal force at any distance SQ (or SE) is measured by the ordinate QN, and that the velocity at A is that which would be acquired by falling from *a* to A, when the area *aQNd* becomes equal to the triangle SQN; that is, if the centripetal force be reciprocally as the power of the distance whose exponent is *m*, when the rectangle SQN is to the rectangle *Sad* as 2 is to $3 - m$, or when the power of *Sa* whose expo-

exponent is $m - 1$ is to the same power of SE in that ratio. Let a be the other apsis of the trajectory, and, SG being made equal to Sa , let GF represent the centripetal force at the distance SG , (or Sa), and SA shall be to SG , in general, in the subduplicate ratio of the area $aGFd$ to the area $aADd$, (by art. 435. & 442.) that is, in the present supposition, in the subduplicate ratio of the difference betwixt the rectangles SGF and Sad to the difference of the rectangles SAD and Sad . The angular velocity of the ray SE in the trajectory becomes equal to the angular velocity in a circle described by the same centripetal force at the same distance, and the paracentric velocity is greatest, in general, when the velocity in the curve isto the velocity in a circle at the same distance as SE is to SP , or when

FIG. 196. the triangle SQN . Thus, for example, if the centripetal force be the same in all distances, the velocity in the trajectory becomes equal to the velocity in a circle when SE is two thirds of Sa ; and Sa (or SG) is to SA in the subduplicate ratio of aG to aA , from which it follows, that, if aA be bisected in K and a circle described through K from the center S meet AL perpendicular to SA in L , then Sa shall be equal to the sum of KA and AL ; and A is the higher or lower apsis according as SA is greater or less than this sum; but when SA is equal to this sum, a circle is described about the center S : When the cube of SE is double of the solid contained by aA and the square of SA , the angular velocity of the ray SE is equal to the angular velocity of a ray in a circle that is described at the same distance by the same centripetal force, and the paracentric velocity is then greatest at E .

FIG. 191. 450. In the logarithmic spiral, SP is to SE in an invariable ratio, Eb is equal to SE , and the centripetal force towards S is inversely as the cube of SE , by art. 443. In the reciprocal or hyperbolic spiral (described in art. 344) ST is invariable; from which it follows, that the fluxion of SP is to the fluxion of SE as the cube of ST to the cube of ET , or the cube of SP to the cube of SE , and that SP is to Eb in the same ratio; consequently, the centripetal force towards S is inversely as the cube of the distance SE . The centripetal forces observe the same

shall be to ASB in the subduplicate ratio of M to N. And this is agreeable to what is shewn by Sir ISAAC NEWTON of the motion of the apsides (*Princip. lib. 1. prop. 45. ex. 2.*) when the excentricity of the orbit is supposed incomparably little, which case only he has considered.

FIG. 196. 452. Suppose now that the revolving body describes any trajectory AEM in a medium that resists its motion. Let the centripetal force at E by which the curve would be described in a void be to the centripetal force at E by which it is described in the medium as any given invariable right line Sa is to SZ , then the resistance at E shall be inversely as a space that is to the square of SP the perpendicular from S on the tangent as the fluxion of the curve AE is to the fluxion of SZ ; and the density of the medium (supposing the resistance to be as the density of the medium and square of the velocity together) shall be reciprocally as a right line that is to SZ in the same ratio. For, let the velocity at E in the void be represented by EI and the centripetal force by Eh , the velocity at E in the medium by EL and the centripetal force by EK , the resistance by ER , and, the fluxion of the curve being represented by EN , let NV be perpendicular to the tangent in V that EV may represent the fluxion of the ray SE. When the direction of the motion at E is in the right line ET that forms an acute angle with the ray SE, the velocity is accelerated by a force that is to the centripetal force EK as EV is to EN the fluxion of the curve, and is at the same time retarded by the resistance ER ; the rectangle contained by $2EN$ and the difference of these two forces (that is, the excess of the rectangle $2KEV$ above the rectangle $2NER$.) measures the fluxion of the square of EL , by art. 424. and the fluxion of the solid contained by Sa and the square of EL is measured by the solid contained by Sa and $2KEV - 2NER$. But the square of EL is to the square of EI as EK is to Eh (by art. 429.) or as SZ is to Sa ; and the solid contained by Sa and the square of EL is always equal to the solid contained by SZ and the square of EI ; consequently, their fluxions are equal, and the solid contained by Sa and $2KEV - 2NER$ is equal to the fluxion of the solid contained by SZ and the square of EI : but this fluxion consists of two parts, the solid contain-

ed

ed by SZ and the space which measures the fluxion of the square of El , (that is, the solid contained by SZ, $2Ek$ and EV, by art. 435. or the solid contained by Sa , $2EK$ and EV, since SZ is to Sa as EK is to Ek .) and the solid contained by the square of El and the fluxion of SZ. From which it appears, that this last solid is equal to the solid contained by Sa , $2NE$ and ER; but that the fluxion of SZ is negative, or that SZ must decrease while the body approaches to S in the arch EM and the ray SE decreases. Therefore, if Zz measure the fluxion of SZ, the rectangle contained by $2Sa$ and EN shall be to the square of El as Zz is to ER that measures the resistance at E; and, because El that measures the velocity in a void at E is always inversely as SP, it follows, that the resistance at E is directly as Zz the right line which measures the fluxion of SZ and inversely as the solid contained by the square of SP and EN the right line that measures the fluxion of the curve AE. When the direction of the motion at E is in the right line Et that forms an obtuse angle with the ray SE, the velocity is retarded by a force that is to the centripetal force EK as EV is to EN, and at the same time by the resistance ER; and it will appear in the same manner, that the resistance ER is directly as Zz and inversely as the solid contained by the square of SP and EN, but that in this case SZ must decrease while the ray SE increases and the body recedes from the center. Nor can a body move in the trajectory, either by proceeding from E towards M or towards A, unless SZ begin to decrease from the moment when the body sets out from E. If the area ASE be supposed to flow uniformly, the fluxion of the curve AE shall coincide with the velocity by which it is described in a void (by art. 441.) so that we may suppose El equal to EN; and $2Sa$ shall be to EN as Zz is to ER, or the resistance shall be always as the rectangle contained by the right lines that measure the fluxions of the curve AE and of SZ; and this coincides with prop. 23. par. 2. *Descript. curv.*

453. Because ER is to Zz as the square of El is to the rectangle contained by $2Sa$ and EN, and the square of El is to the square of El as SZ is to Sa , ER is to Zz as the square of EL to the rectangle contained by SZ and EN. Therefore the

B b b 2

density

density (which is as ER directly and the square of EL inversely) is as Zz directly and the rectangle contained by SZ and EN inversely; consequently, if the curve AEM be extended into a right line and the ordinate at E be always equal to SZ , the density at E shall be always inversely as the subtangent of this figure.

454. Let AEM be any trajectory that can be described in a void by a centripetal force that is inversely as any power of the distance SE , and let it be described in a medium by a centripetal force that is likewise inversely as some power of the distance SE ; let ST perpendicular to SE meet the tangent in T , and the density at E shall be always inversely as the tangent ET . For let Eh and EK be inversely as the powers of the distance whose exponents are n and m respectively; then SZ shall be always as the power of the distance whose exponent is $n - m$, and Zz the fluxion of SZ shall be to the fluxion of SE in the ratio compounded of that of SZ to SE and that of $n - m$ to unit, by art. 167. therefore the density shall be inversely as a right line that is to SE as the fluxion of the curve AE is to the fluxion of the ray SE , that is inversely as the tangent ET .

455. The resistance at E is to the centripetal force in the medium at E as the rectangle contained by one half of Eb and Zz is to the rectangle contained by EN and SZ , or (because Eb is to SP as the fluxion of SE to the fluxion of SP , by art. 384.) in the ratio compounded of the ratios of SP to $2SZ$, of PE to SE and of Zz to the fluxion of SP . For example, if the trajectory be the logarithmic spiral, and EK the centripetal force in the medium be inversely as the power of the distance SE whose exponent is m ; then, since Eh is inversely as the cube of the distance SE , SZ must be as the power of SP whose exponent is $3 - m$, the fluxion of SZ must be to the fluxion of SP in the ratio compounded of that of SZ to SP and that of $3 - m$ to unit, by art. 167. and the resistance to the centripetal force in the ratio compounded of that of $\frac{1}{2}PE$ to SE and that of $3 - m$ to unit. The body cannot descend towards the center S in this spiral unless 3 be greater than m ; and if it ascend in the spiral, m must be greater than 3 , because SZ must decrease in both cases.

cases, and because SE is to SP in an invariable ratio. The density of the medium is inversely as ET or the distance from S; as is shewn by Sir ISAAC NEWTON, *Princip. lib. 2. prop. 15.* and by Mr. BERNOULLI, *Mém. de l'Acad. Royale des Sciences 1711.* If we suppose the trajectory to be one of those constructed in art. 392. or 393, and r be supposed equal to $3 - \frac{2}{n}$ & 171.

in the former, or to $3 + \frac{2}{n}$ in the latter, SZ will be as the power of the distance whose exponent is $r - m$ (by art. 452.) and SP as the power of the distance whose exponent is one half of $r - 1$. Therefore (by art. 167.) the resistance at any point L shall be to the centripetal force at L in the ratio compounded of that of LP to SL and that of $r - m$ to $r - 1$. The body cannot approach to S in any of those figures unless r be greater than m , and it cannot recede from S in any of them unless r be less than m . The resistance and density vanish at the apsis A in these figures, or in any of those that can be described in a void by a force that is as any power of the distance. It was shewn above, (art. 429.) that the ratio of the velocity in the curve to the velocity in a circle described in a void at the same distance by the same centripetal force is always the same as when the curve is described in a void.

456. If the centripetal force act in parallel lines, let AD perpendicular to those lines flow uniformly; and let DZ be now to a given right line Da as EK, which measures the centripetal force in the medium at E, is to Ek that measures the centripetal force in the void at E or the second fluxion of the ordinate DE (by art. 418.) and, the rest remaining, the resistance ER will be to Zz as EN is to 2Da. If the centripetal force in the medium be supposed uniform, the rectangle contained by DZ and Ek must be invariable, and the fluxion of DZ to the fluxion of Ek (or the third fluxion of the ordinate DE) as DZ is to Ek, (by prop. 3.) or as the rectangle contained by EK and Da is to the square of Ek. Therefore the resistance ER is to the gravity EK as the rectangle contained by the right lines that measure the fluxion of the curve AE and the third fluxion of the ordinate DE. is to twice the square of Ek that measures the

the second fluxion of the same ordinate. The velocity at E in the medium is to the velocity at E in the void in the subduplicate ratio of EK to Ek ; and the density of the medium at E is reciprocally as a right line that is to Ek as the fluxion of the curve is to the fluxion of Ek , or as the right line that measures the third fluxion of the ordinate DE directly and the rectangle contained by the right lines that measure the fluxion of the curve and the second fluxion of DE inversely. By these theorems the resistance and density of the medium may be computed when the nature of the curve is known; but they may be represented geometrically in the following general manner.

- FIG. 149. 457. Suppose, as in art. 366. that the rectangle MTK is always equal to the square of ET , that BV the tangent of the curve BKF at B meets ET the tangent of EM in V ; then, if the curve be described by an uniform gravity that acts always in lines parallel to EB , in a medium whose resistance is as its density and the square of the velocity of the body together, the resistance at E shall be to the gravity as $3EB$ is to $4EV$, and the density of the medium shall be always inversely as the tangent EV . But if the resistance be supposed to be as the density and velocity together, let the angle EVu be made equal to EBV on the same side of EV , and Vu meet EB in u ; then the density shall be inversely as \sqrt{Eu} . Let the figure, for example, be any conic section, O the center, EG a chord in the direction of the gravity; let the angle EOk be made equal to GET and Ok meet EG in k , and the resistance shall be to the gravity as $3Ok$ is to $2OE$; and if the tangent at E meet the semidiameter that bisects EG in V , the density shall be inversely as EV : for, since the triangles EVb , OEK are similar (by the 5th property of the circle of curvature, art. 375.) Eb is to EV as Ok is to OE . When the section is a circle, Ok becomes perpendicular to Eb . When the section is an hyperbola and EB is parallel to one of the asymptotes, the tangents BV and ET intersect each other in that asymptote at V , and the resistance is to the gravity as $3EV$ is to $2AV$. When the tangent in any figure becomes perpendicular to EB the direction in which the gravity acts, the ratio of the resistance to half the gravity is the same ratio which Sir ISAAC NEWTON calls the index of the variation of

of curvature, or the ratio of the fluxion of the ray of curvature to the fluxion of the curve. In computing the resistance of the medium from the second and third fluxions of the ordinate, or the right lines that represent them, regard must be had to what was shewn of these fluxions in chap. 4. and art. 255. in order to avoid mistakes like to those described in art. 440.

458. When the gravity acts in parallel lines, and is either uniform or varies as any power of the distance from a given plane GH, and AEH is any trajectory that could be described in a void by a force that is also as any power of the distance from GH, the density of the medium at E is always inversely as the tangent ET terminated by the point of contact E and by GH in T. The demonstration is similar to that of art. 454. FIG. 198.

459. Let AEH be any trajectory described in a void, or in a medium that has no resistance, by a force that acts always in right lines (as EM) perpendicular to GH and in the plane of the trajectory. Upon EQ that is parallel to GH take QN so as always to represent the force at the distance CQ (or EM) from GH; let AD represent the force at the distance CA, and the velocity at A be such as would be acquired by falling from *a* to A with an uniform gravity equal to AD; complete the rectangle AD*da*; and the velocity at E shall be to the velocity at A in the subduplicate ratio of the area *aQNDd* to the rectangle *aD*. Let AK and EP parallel to GH and equal to each other represent the constant fluxion of QE; let KI and PR meet the tangents AI and ER in I and R; let *ab* be to *aA* as the square of AK to the square of AI, and *bg* parallel to AD meet D*d* in *g*: then ER shall be to AI as the velocity at E to the velocity at A, or in the subduplicate ratio of *aQNd* to *aD*; consequently, PR is to EP, or the fluxion of the ordinate EM to the fluxion of the base CM, in the subduplicate ratio of the area *bQNDg* to the rectangle *ag*; and hence the construction of these trajectories may be deduced when the law of the force is given. For example, when the force is inversely as the cube of the distance from GH, the trajectory is a conic section. When the force is as the distance from GH, let A be the apsis FIG. 199. of the trajectory; take QE always in the same ratio to the arch AL whose cosine is CQ (CA being radius) as *aA* is to one

one half of CA; then E shall be in the trajectory, and the body will move from A to the right line CH always in the same time. When the force is inversely as the square of the distance from GH, if Cb be equal to $2CA$, the trajectory is a semicubical parabola that has its cuspis at H so that CH is to a mean proportional betwixt CA and ab as 2 is to 3; and the cube of EM is equal to the solid contained by the square of HM and a third proportional to ab and $\frac{1}{2} CA$. It is constructed by the area of the circle when Cb is less than $2CA$, and by an hyperbolic area when Cb is greater than $2CA$. In general, QE is always as the time in which a body would describe AQ by falling from A to Q by the same forces directed towards C.

FIG. 198. 460. The sine of the angle MER is to the sine of CAI in the same ratio, when the velocity at A with the distance AQ of the parallels AK and QE is given, and the force perpendicular to GH or QE is the same at the same distance from Q. For AI is to AK as the radius to the sine of the angle AIK, or CAI, and ER is to EP as the radius to the sine of the angle MER; consequently, the sine of the angle MER is to the sine of CAI as AI to ER, or in the subduplicate ratio of aD to the area $aQNd$; but this ratio remains the same in all the different positions of the tangent AI: therefore, when a ray of light passes through any given medium that acts upon it in parallel lines perpendicular to the planes that terminate the medium, the sine of the angle of refraction is to the sine of the angle of incidence in an invariable ratio, and the velocity with which the ray emerges at E is to the velocity of its incidence at A in the inverse ratio; as Sir ISAAC NEWTON has shewn in a different manner, *prop. 94 & 95. lib. 1. Princip.*

FIG. 200. If we suppose the ray to move from E towards A, and the angle MER to be increased till its sine be to the radius in the subduplicate ratio of aD to $aQNd$, the angle CAI will become a right one, or A will be the apsis of the trajectory, and the ray will be reflected from A so as, after returning to the right line EQe at e, to emerge in an angle equal to the angle of incidence MER.

461. When the body is projected from A in a right line AI that is not in the plane ACH, the force being still perpendicular

Fig. 190.

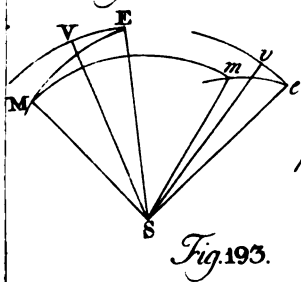
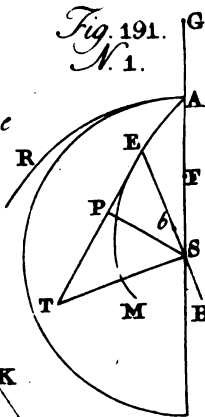


Fig. 191. N. 1.



Pl. XXII. Pa. 384. a

Fig. 191. N. 2.

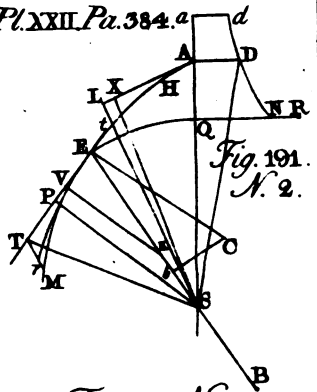


Fig. 193.

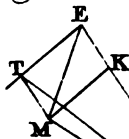


Fig. 194.

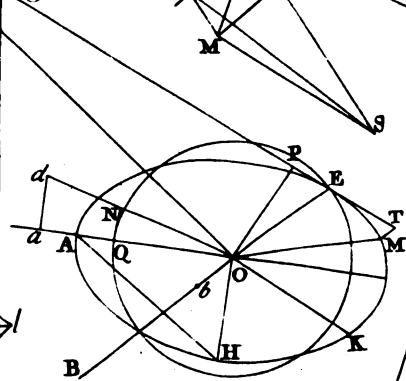


Fig. 191. N. 3. 449.

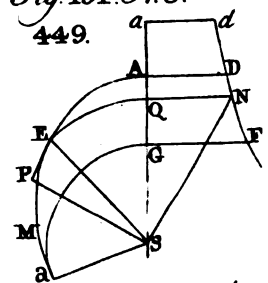


Fig. 192.

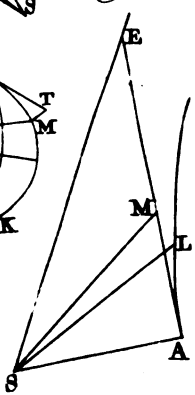


Fig. 196 N. 1.

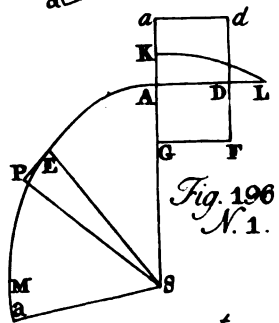


Fig. 198.

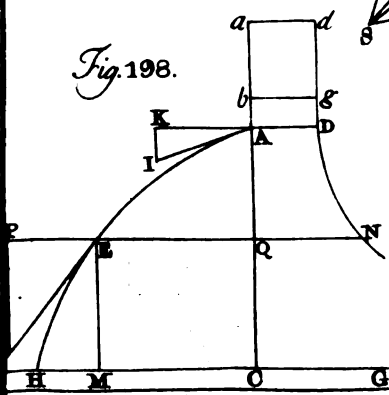
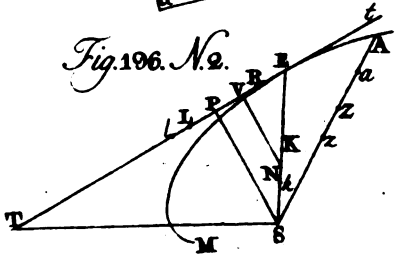


Fig. 196. N. 2.



1
2
3
4
5
6
7
8
9
10
11
12
13
14
15
16
17
18
19
20
21
22
23
24
25
26
27
28
29
30
31
32
33
34
35
36
37
38
39
40
41
42
43
44
45
46
47
48
49
50
51
52
53
54
55
56
57
58
59
60
61
62
63
64
65
66
67
68
69
70
71
72
73
74
75
76
77
78
79
80
81
82
83
84
85
86
87
88
89
90
91
92
93
94
95
96
97
98
99
100

cular to CH, let AI represent the velocity of the projection, and IV parallel to CH meet a plane AKB that is perpendicular to CH in V; and the same trajectory will be described as when the body is projected in the plane AKB with the velocity AV, and gravitates towards C by a force that varies in the same manner as the force towards the axis CH, while the plane AKBC is at the same time carried along CH with the velocity IV.

462. Hitherto we have supposed the forces to act in right lines that meet in one given point, or are perpendicular to one given right line. Let us now suppose that centripetal forces are directed towards any number of fixed points, and that the force towards each is always the same at the same distance from it; then if a body move from A to E, the velocity at E shall be the same whether it move in any curve line AZE or in the chord AE, if the velocity at A be the same in both cases. For by what was shewn in art. 435. the increment or decrement of the velocity generated by the force directed towards any one center C is the same whether the body move in a curve or in a right line from A to E, if it set out from A with the same velocity; and when any number of forces directed towards several centers act upon the body, the square of the velocity at E is measured by the aggregate of the same areas, whether the body move in the curve AZE or chord AE. FIG. 201.

463. Let AZE be such a surface that when a body is placed upon it the actions of all the centers towards which it is attracted ballance each other, and the body is sustained by the surface so as to move neither way; then if a body attracted towards those centers in the same manner move in any line that meets this surface in A and E, its velocities at these points shall be equal; and if a body move from any given point with a given velocity and arrive at this surface, its velocity when it comes to this surface will be always the same. Hence the proper resolution is deduced of a project for a perpetual movement mentioned by a celebrated Author. A loadstone at A is supposed to have a sufficient force to bring up a heavy body along the plane FA from F to B, whence the body is supposed to descend by its gravity along the curve BEF till it return to its first place F, and thus to rise along the plane FA and descend along the curve BEF continually FIG. 202.

C c c

continually. But supposing BZE to be the surface upon which if a body was placed the attraction of the loadstone and the gravity of the body would ballance each other, this surface shall meet BEF at some point E betwixt A and F, and the body must stop in descending along AEF at the point E. See WILKINS *Mathem. mag. Book II. Chap. 13.*

FIG. 201. 464. Let AZE be a trajectory described by forces directed towards the centers C and S, the square of the velocity at A be represented by the rectangle aD , and the forces at A towards C and S by the ordinates AD and $A\delta$ perpendicular to CA and SA, respectively; let CQ and Sq be taken upon CA and SA respectively equal to CE and SE, and the ordinates QN, qn always represent the forces towards C and S at the Distances CE and SE; then if the square of V be equal to twice the aggregate of the areas aD , AQND and $Aqnd$ joined with their proper signs, V shall measure the velocity at E. And in the same manner V is determined when there are more centers that attract the body. Let EH be taken upon EC, and EL upon ES respectively equal to QN and qn , complete the parallelogram EHKL, then the force at E that results from the attraction of the several centers shall act in the direction EK and be measured by EK. Let the circle of curvature at E meet EK in B, bisect EB in b , and the rectangle bEK shall be equal to the square of V V, by art. 440. And if KR parallel to the tangent at E meet any other chord of the circle of curvature, as ED, in R, and ED be bisected in d , the rectangle dER shall be equal to the square of V; for the angle ERK is equal to EBD, EB to ED as ER to EK, and the rectangle dER equal to bEK . Hence, if KP be perpendicular to the tangent at E in P, the rectangle contained by KP and the ray of curvature is equal to the square of V; and if KR meet TE (that is drawn from E to any fixed point T) in x , the rectangle contained by E_x and half the chord of curvature that passes through T shall be equal to the square of V.

FIG. 203. 465. Let T be any fixed point, TC the base of the figure, and TA perpendicular to TC; let EM the ordinate from E meet the base in M and EN parallel to the base meet TA in N; let KH parallel to TA meet EM in H; then the time being always

ways supposed to flow uniformly, and the fluxion of the curve being represented by V which measures the velocity at E , the second fluxion of the ordinate shall be always measured by KH , and the second fluxion of the base by EH , or KL : That is, if while E describes the trajectory, EM and EN be always perpendicular to TC and TA in M and N , the powers by which the motions of the points M and N are accelerated or retarded shall be measured by EL and EH . For let Et be taken upon the tangent equal to V , and tI parallel to TA meet EN in I , that Et , EI and It may measure the fluxions of the curve base and ordinate, respectively. Let rt measure the second fluxion of the ordinate, and supposing O to be the center of curvature, let Om be perpendicular to EM in m ; and KP being perpendicular to Et , let Pz be perpendicular to EN in z . Then the second fluxion of the curve (or the power that accelerates the motion of E) shall be measured by EP . The rectangle contained by OE and It is equal to that which is contained by Om and Et , and (because the fluxions of those rectangles are equal, and while CE increases Om and It decrease) the rectangle contained by EI and Et is equal to the sum of the two rectangles contained by Om and EP , and by OE and rt . By the last article KP is to Et (or V) as Et is to OE ; and the sum of KH and Pz is to KP as EI to Et ; therefore the Sum of the two rectangles contained by OE and KH , and by OE and Pz , is equal to the rectangle contained by EI and Et , or to the sum of the two rectangles contained by OE and rt and by Om and EP ; but (because of the similar triangles OmE and PzE) the rectangle contained by OE and Pz is equal to that which is contained by Om and EP ; consequently, the rectangle contained by OE and KH is equal to the rectangle contained by OE and rt , and KH is equal to rt which was supposed to measure the second fluxion of the ordinate EM . In the same manner it appears that KL , or EH , measures the second fluxion of the base TM . This theorem holds, not only when the angle MTN is right, but when MTN , TME and TNE are any given angles, providing KL parallel to TC meet EM in L , and KH parallel to TA meet EN in H ; for KH will always measure the second fluxion of TN , and KL the second fluxion of TM .

466. This principle however, that when the force which results from the attraction of all the centers is measured by EK , and is resolved into the forces EH and EL parallel to TA and TC respectively, the second fluxions of the ordinate EM and base TM are measured by EH and EL respectively, may be admitted without this Proof. For if we resolve the motion at E in the direction Ei into a motion EI in a right line parallel to TC , and a motion Ej parallel to TA , we may conceive the body to descend in the right line EN with a velocity EI that is accelerated by the force EH , while the right line EN moves parallel to itself along TA with a velocity Ej that is retarded by the force EL ; and thus it may appear (as in art. 418.) that the force EH measures the second fluxion of EN , and the force EL the second fluxion of EM . The position of EH and EL serve likewise to shew whether these second fluxions are to be considered as affirmative or negative: thus when TM decreases and EM increases, and EK is within the angle MEN , the second fluxions of TM and EM are to be both considered as negative; but if EK be within the angle iEN , the second fluxion of EM is to be considered as positive.

467. This principle being admitted, several of the theorems in the preceding articles may be readily demonstrated from it. Thus if the force EK be directed towards any fixed point that is any where in the right line EM , EK will coincide with EL , so that EH will vanish; consequently the centripetal force will be measured by the second fluxion of the ordinate EM when TM flows uniformly, as in art. 423. When the force is directed towards the fixed point T , the area described about T flows uniformly, or the fluxion of the area CTE is invariable; for the area CTE is half the sum of the areas CME and $CTNE$, the fluxions of which are measured by the rectangles IM and iN , by prop. 4. The fluxion of the rectangle IM is measured by the sum of the rectangles HM and li , and the fluxion of iN by the sum of the rectangles LN and Ii , by prop. 3. But while CM and ME increase, EN and Ii decrease; consequently the second fluxion of the area CTE (or the fluxion of the sum of the rectangles IM and iN) is measured by the excess of HM and Ii above LN and Ii , that is, by the excess of HM above LN , or of KM above KN .

But

But when EK passes through T, this excess vanishes, and the area described about T flows uniformly; which is the first proposition of the first book of Sir ISAAC NEWTON'S principles, and was demonstrated after his method above in art. 441. and in a manner that differs little from Mr. HERMAN'S in art. 442.

468. In general it appears that the second fluxion of the area CTE is measured by the excess of the rectangle KM above KN, or (if EK meet TA in V) by the rectangle contained by KL and TV; and the fluxion of the area CTE increases or decreases according as EK is on the side of ET towards which the body moves, or on the opposite side. The theorem in art. 431. FIG. 203. may be likewise made more general; for let Eu be a circle described about the center T, and the uniform angular velocity of Tu be equal to the angular velocity of TE while E moves in the trajectory. Let up parallel to TE meet the trajectory in x, and meet Tp perpendicular to TE in p; and let e move in the right line TE so that Te be always equal to Tx: then (by art. 385.) the second fluxion of Te (or Tx) shall be equal to the difference of the second fluxions of px and pu when x and u set out together from E. But if Ky be perpendicular to TE in y, Ey shall measure the second fluxion of px at that term; and the force by which the circle Eu is described about T, is measured by the second fluxion of pu at the same term, by art. 422. From which it follows, that the force by which the motion of e is accelerated or retarded, when it sets out from E, is equal to the difference of the force Ey and the force by which the circle Eu is described about T, or the centrifugal force that arises from the circulatory motion of E about T. Of this principle, see *the Laws of the Moon's motion according to gravity*, p. 65 & 66.

469. We supposed the trajectory described by E to be in one plane in art. 466 & 467. But similar conclusions are easily deduced when the trajectory cDe is not in one plane. In this case FIG. 204. let CE be the orthographic projection of the trajectory on the plane CTA, or eE be always perpendicular from the trajectory to CTA in E, and EK be the projection of the right line ek which represents the force that results from the action of the several centers upon the body at e with its direction. Then the second fluxions of EM and EN shall be measured by EL and EH;

EH; and the second fluxion of eE , the distance of the body from the plane CTA shall be measured by the difference of the perpendiculars kK and eE . From which it follows, that when a trajectory is described by a force that is directed towards a fixed point T, and another force that is always perpendicular to the plane CTA, the area described by TE about T on this plane flows uniformly.

FIG. 204. 470. Let a body set out from a given point D with a given velocity, and first let the trajectory be described in the plane CTA. Let the force at D that results from the attraction of the several centers be represented by Df , and be resolved into Dl and Db parallel to TA and TC, respectively. Let DF and DG be perpendicular to TC and TA in F and G; upon which produced take Ff equal to Dl , and Gg equal to Db . Let Mm and Nn be taken in the same manner upon EM and EN always equal to EH and EL, respectively. Let the velocity at D in the direction DG parallel to CT be such as would be acquired by a body falling from B to F with an uniform gravity equal to the force Ff ; and let the velocity at D in the direction parallel to TA be such as would be acquired in the same manner by a body falling from A to G with an uniform gravity equal to the force Gg ; or, in general, let these velocities be such as that half the square of each may be measured by the rectangles Fb and Ga , according to art. 434. Suppose likewise that while the body moves from D to E, TM decreases, but that EM increases, and that EK falls within the angle MEN. Then the square of the velocity of M (or of the fluxion of the base TM) shall be measured by $2BMmfb$, and the square of the velocity of N (or of the fluxion of the ordinate EM) by $2Ga - 2GNng$. For let Mq measure the velocity of M, or the fluxion of CM, and the fluxion of this velocity (or second fluxion of CM) being measured by EH or Mm (by art. 465.) it follows that the fluxion of the square of Mq is equal to the fluxion of $2BMmfb$, and that the square of Mq is equal to $2BMmfb$. In the same manner the square of the velocity of N is measured by $2Ga - 2GNng$. And the fluxion of the base TM is to the fluxion of the ordinate EM in the subduplicate ratio of the area $BMmfb$ to $Ga - GNng$. When the trajectory cDe is not in the plane CTA, the motions at

at D and E are each to be resolved into three motions in the directions parallel to CT, TA, and that which is perpendicular to CTA; the forces at D and E are each to be resolved likewise into three forces in these directions; and the fluxions of TM, ME and Ee are to be determined in the same manner as the fluxions of TM and ME in the former case.

471. There arises hence a simple enough construction of the trajectory that would be described by the moon about the earth, if, the gravity towards the sun being inversely as the square of the distance, the gravity towards the earth varied in the same proportion as the distance from its center, and we should abstract from the curvature of the earth's orbit during a revolution of the moon; which we shall subjoin, because it serves to illustrate some parts of the theory of the moon's motion. For though the gravity towards the earth be not as the distance from its center, but inversely as the square of that distance; yet when the orbit of the moon is supposed to approach nearly to a circle, some of the effects of the solar action deduced from these suppositions will nearly coincide, and the trajectory is more easily determined in the former case than in the latter. Let S represent the sun, T the earth, CADB the orbit of the moon about the earth, C and D the quadratures, A the conjunction, B the opposition, E the moon's place in this orbit at any time, and EN a perpendicular from E on ST that joins the centers of the sun and earth. If the sun acted on the earth and moon with equal forces, and in parallel lines, they would fall equally towards the sun in parallel lines, and the solar action would not disturb the motion of the moon and earth about their common center of gravity, or the motion of the moon about the earth, when the motion is all referred to the moon, as is usual. But since the sun acts with greater force upon the moon at A than upon the earth at T, and upon the earth at T with more force than upon the moon at B; it follows that, if the earth and moon fell towards the sun, the moon would fall more than the earth towards the sun in the former case, and the earth more than the moon in the latter; so that their distance from each other would increase by the inequality of the solar action in both cases. If the moon fell either from C or D towards the sun, and the earth from T, their distance

FIG. 205.

distance from each other would decrease by their falling in right lines that meet in the same center S. And it is obvious that the action of the sun must diminish the force by which they tend towards each other where it would increase their distance if they fell towards the sun, that is at A and B; but must increase that force where it would cause them to approach to each other, that is at C and D.

472. Let ST represent the gravity of the earth towards the sun, and if Sf be taken upon SE in the same proportion to ST as the square of ST is to the square of SE, Sf will represent the gravity of the moon at E towards the sun. Let fg parallel to ET meet ST in g , and the force Sf being resolved into Sg (which acts at E in a right line parallel to TS) and fg which acts in the direction ET, Sir ISAAC NEWTON neglects the part ST of the force Sg , because it is equal to the gravity of the earth towards the sun, and acts in a parallel line; and, because of the vast distance of the sun, he considers fg as equal to ET, (the rather that as fg exceeds ET when E is in the part of the moon's orbit CAD, it is less than ET in the part DBC, and the excess in the former is nearly equal to the defect in the latter case when the angle CTE is the same;) and, Sf being supposed to meet CD in b , bf is nearly double of Eb , and Tg nearly equal to $3TN$. If TN be to Nn as the square of ST is to the square of TN, the mean value of Tg will be more nearly equal to $3TN + 10Nn$; and a construction of the trajectory may be derived from the preceding articles upon this supposition likewise: but as this construction is more complex, we shall suppose here (with Sir ISAAC NEWTON) that Tg is equal to $3TN$; so that the trajectory may be supposed to be described by these three forces, the gravity of the moon towards the earth, a force directed towards the earth that is to the gravity of the earth towards the sun as ET the distance of the earth and moon is to ST the distance of the earth and sun, and a third force Ek that acts in a right line parallel to TS, which is to the second force as $3TN$ is to ET. Let G represent the gravity of the moon towards the earth at the distance TC, V the force fg which the solar action adds to this gravity when the moon is in quadrature to the sun at C, S the periodic time of the earth about

about the sun, L the periodic time of the moon about the earth, l the time in which a circle would be described about T at the distance TC by $G + V$ the whole force at C towards T , and l the time in which a circle would be described at the same distance by the force G only. Then by art. 432. G the gravity of the moon towards the earth is to the gravity of the earth towards the sun in the ratio compounded of the ratio of TC to ST and of SS to ll : and the gravity of the earth towards the sun is to V as ST is to TC ; consequently G is to V as SS is to ll . By the same article, ll is to ll as $G + V$ is to G ; and therefore SS is to ll as $G + V$ is to V . This being premised, the trajectory that would be described by the moon, if the gravity towards the earth was varied in the same proportion as the distance and we should abstract from the angular motion of the right line TS , may be constructed in the following manner.

473. First let the moon be supposed to set out from L in any Fig. 206. direction LZ that is in the plane LTS ; let the velocity of the motion be represented by LZ and be resolved into LY parallel to CT and YZ parallel to TS ; and let LF and LG be perpendicular to TC and TA in F and G . Upon the right line TC take TB the distance from T by falling from which to F a velocity would be acquired at F equal to LY , and TA the distance by falling from which to G in the right line AG a velocity would be acquired at G equal to YZ . From the center T describe the circle BHb meeting FL in H , and the circle AIa meeting GL in I , and join TH and TI . Then in order to construct the trajectory draw any right line TP meeting the circle BHb in P , draw TQ so that the angle ITQ may be always to the angle HTP in the subduplicate ratio of $G - 2V$ to $G + V$, and let TQ meet the circle AIa in Q . Then PM a right line through P parallel to TA shall always intersect QN a right line through Q parallel to BT in E a point of the trajectory: And the ark LE of this trajectory shall be described in the same time that the ark HP is described by a body revolving with an uniform motion in the circle BPb by a force that is to $G + V$ as TB is to TC . This construction is deduced from art. 470. from which it follows that if Bb represent the whole force at

D d d B to-

B towards T and Tb meet PM in *m*, Aa the force at A towards T and Ta meet QN in *n*, the fluxion of the base TM shall be to the fluxion of the ordinate ME (or TN) in the subduplicate ratio of the trapezium BMmb to the trapezium ANna, that is, in the ratio compounded of that of PM to QN and of the subduplicate ratio of the forces at equal distances from T in the right lines TC and TS or of $\sqrt{G+V}$ to $\sqrt{G-2V}$. The fluxion of the angle HTP is to the fluxion of FTQ in the ratio compounded of that of the fluxion of TM to the fluxion of TN and of that of QN to PM. Therefore the fluxion of the angle HTP is to the fluxion of ITQ as $\sqrt{G+V}$ to $\sqrt{G-2V}$; and these angles themselves are in the same ratio by art. 24. Whence the construction is manifest. We suppose V to be less than G in this construction. If V was equal to G, the trajectory would be the same that was constructed in art. 459. when the gravity was supposed to act in right lines perpendicular to a given right line and to be as the distance from it. If V was greater than G, the construction would depend on the logarithms, or on hyperbolic areas, but it would be of no use for our present purpose to describe that case.

474. The fluxion of TM is to the fluxion of HP, or the velocity of the point M to the velocity of P, as PM to TB; but the velocity of M is as PM; therefore the velocity of P is as TB, so that its motion is uniform and is the same with which the circle BHP is described by a force directed toward T that is to $G+V$ as TB is to TC. The motion of Q is likewise uniform and is the same with which the circle IQA is described when the centripetal force is directed towards T and is to $G-2V$ as TA to TC. And the arch LE is described in the trajectory in the same time that P with its uniform motion describes HP, or Q describes IQ. Let TK be taken upon TA in the same ratio to TN as $3V$ is to $G+V$. The gravity at E towards T is to G as ET to TC, by our supposition; the force added by the solar action at E is to V in the same ratio; and the sum of these forces is to $G+V$ in that ratio likewise. The third force Ek (described in art. 472.) is to V as $3TN$ to TC, and to $G+V$ as TK to TC; therefore the force Ek is to the sum of the other two forces as TK to ET; consequently the force that results from

from the three forces acts in the direction EK and is to $G+V$ as EK to TC.

475. Let Pr be perpendicular to TA in r, upon rP take rR to QN as $\sqrt{G-2V}$ is to $\sqrt{G+V}$, join TR, and let Et be perpendicular to TR from E; then Et shall be the tangent of the trajectory at E, and the velocity at E shall be to the constant velocity of P as TR is to TB. For the fluxion of TM is to the fluxion of TN as PM (or Tr) to rR (by what was shewn in art. 473.) and to the fluxion of the curve LE as Tr to TR; therefore the tangent intersects EN in an angle equal to RT_r, (by prop. 14.) and is perpendicular to TR. The velocity at E is to the velocity of M as TR to Tr; the velocity of M is to the velocity of P as Tr to TP; consequently the velocity at E is to the constant velocity of P as TR to TB.

476. Let the body now set out from any point L in a right line Lf that is not in the plane LTS, and its motion being represented by Lf let it be resolved into a motion fZ in a direction perpendicular to the plane LTS and a motion LZ in that plane, and let the latter be resolved as above into two motions in the directions LY and YZ represented by these right lines. Then the rest of the construction being the same as in art. 473. let the motion fZ be such as a body would acquire by falling from D to T by the force that acts in the line of the quadratures BT. Let a circle Dd described from the center T with the radius TD meet TP in X, from which let XV be perpendicular to TH in V; and the point E being determined as in art. 473. if Ee be perpendicular to the plane LTS at E and equal to XV, e shall be a point in the trajectory. When the body sets out from any point that is not in the plane LTS; the points of the trajectory are determined by a similar construction. The point L is one of the nodes of the trajectory, or of the points wherein it intersects the plane LTS; and since XV vanishes when HP becomes equal to a semicircle or to any multiple of a semicircle, by the construction, it follows that the revolving body returns to the plane LTS every time the point P comes to the right line HTb; or that E becomes a node of the trajectory, and TE the line of the nodes, when HP becomes equal to a semicircle or to any multiple of a semicircle.

D d d 2

477. If

477. If a rectangle DG be described so as to touch the circle Aa in the opposite points A and a , and the circle Bb in the opposite points B and b , it appears from the construction that the curve described by the point E (which is the projection of the trajectory on the plane LTS) will touch the four sides of this rectangle in every revolution. The points in which it touches the sides Gg , Dd that are perpendicular to Bb move backwards, and the points in which it touches the sides dG and gD that are perpendicular to Aa move forwards, till they come to the angles G and D . The angles HTP , ITQ and PTQ increase uniformly; and when PTQ becomes equal to a right one if TP falls upon TA , the point E will pass through T , and the revolving body will pass above T at a distance that is to TD as the sine of the angle ATH is to the radius. Thus if H coincide

Fig. 208. with B , or the body set out from the plane LTS at the quadrature B , and the excess of $\sqrt{G+V}$ above $\sqrt{G-2V}$ be to $\sqrt{G+V}$ as unit is to any integer number m , the angle PTQ will be to BTP in the same ratio, PTQ will become a right angle after TP has described as many right ones as there are units in m , the point E will then pass through T , and the perpendicular Ee will be equal to TD . The points in which the curve described by E touch Gg and Dd (which are in this case the *nodes* of the trajectory, or the points in which it intersects the plane LTS) in this time move with a retrograde motion from B to G and b to D . After this the motion of E becomes retrograde, the motion of the points where the curve LE touches Gg and Dd (or of the nodes of the trajectory) becomes direct; but the motion of the points where it touches dG and gD is then retrograde, and has always the same direction with the motion of E . And when TP has described as many right angles as there are units in $4m$, the revolving body returns to B with its first velocity and direction. The inclination of the plane of the trajectory first increases, till it become perpendicular to the plane LTS when TP has described as many right angles as there are units in m ; thereafter it decreases and returns to its first magnitude in an equal time. The revolutions in this trajectory from any quadrature to the subsequent quadrature on the same side of T are completed in times equal to each other and to the

the time in which the point Q revolves in the circle Aa by a force that is to $G - 2V$ as TA is to TC . The revolutions from any conjunction to the subsequent conjunction are completed in the same time that P revolves in the circle Bb by a force that is to $G + V$ as TB is to TC ; and these times are to each other in the subduplicate ratio of $G + V$ to $G - 2V$. What has been observed in this article holds only upon the supposition that the right line TS has no motion about the points T or S , and that the force towards T is as the distance; for when TS revolves about either of those points, as in the case of the secondary planets, the nodes move backwards in every revolution, the inclination of the plane increases and decreases within narrower limits, and the other effects of the forces fg and Tg are different.

478. It appears from the construction likewise that when V is much less than G , H coincides with B , and TA is nearly equal to TB , the distance TE is least not far from the octants before the syzygies, when TE bisects the angle BTA , and is greatest after the other octants when TE bisects ATb . After some revolutions the figure of the trajectory differs little from an ellipse that has its transverse axis in the latter and the conjugate axis in the former position; for if the angle QTP was invariable, TA equal to TB , and QN parallel to BT intersected PM parallel to AT always in E (as in this construction,) the curve described by E would be an ellipse whose transverse axis would bisect the angles ATb and aTB . The tides produced in the ocean by the inequality of the gravitation of the water towards the moon rise to the greatest heights about the same octants; of this see the latter part of *Corol. 20. Prop. 66. Lib. I. Princip.*

479. Suppose that the body sets out from the node and qua-
drature B in a right line perpendicular to TB , and the rest remaining as in art. 476. it is manifest from the construction that the body will return to this node again, when the ray TP after completing a revolution about T returns to the situation TB ; in which time the ray TQ describes an angle that is to four right ones in the subduplicate ratio of $G - 2V$ to $G + V$. Therefore if the angle BTg be constituted on that side of TB which
FIG. 208.

which is towards the opposition a in the same ratio to four right ones as the excess of $\sqrt{G+V}$ above $\sqrt{G-2V}$ is to $\sqrt{G+V}$, and Tq meet the circle Aa in q , then qe be drawn parallel to TB and meet Be parallel to AT in e , the point e shall be the node of the trajectory after this revolution of P , and the angle BTe will shew how far the line of the nodes has moved backwards during this revolution. Let the motion at B be resolved into fZ perpendicular to the plane BTS (which represents the ecliptick) and Bz parallel to TA , and if the motion at B be given, or Bf (which represents this motion) be invariable, the motion BZ will vary in the same ratio as the cosine of the angle fBZ which is the inclination of the plane TBf to the ecliptic. But the right line TA by falling along which this motion would be acquired varies in the same proportion as this motion, Be is equal to the sine of the angle BTq the radius being Tq or TA , and the angle BTq is given when the ratio of G to V is given; consequently Be varies in the same ratio as the cosine of the inclination fBZ ; that is the tangent of the angle BTe is as the cosine of the inclination; and when V is much less than G , the angle BTe varies nearly in the same proportion. Therefore when the velocity at B with the ratio of G to V are given, the angle TBf is right and V is much less than G , the retrograde motion of the node during this revolution is nearly as the cosine of the inclination of the plane.

480. In order to estimate from this construction what ought to be the motion of the nodes of the moon nearly, we must suppose this trajectory to be as near to a circle as possible, and the body to revolve in it in the same time that the moon revolves about the earth. First let the line of the nodes be in quadrature to the sun about the middle of the month, and the inclination of the plane be supposed incomparably small; then
 FIG. 209. TA being supposed equal to TB (that the orbit may be nearly circular) and TB equal to TC , let the time in which the body E revolves from the quadrature in TB to the subsequent quadrature in the right line Tb be equal to the time in which the moon revolves betwixt these quadratures. Then since XV vanishes when HP becomes equal to a semicircle, it follows that E revolves from the node in TB to the subsequent node n in the time
 P makes

P makes half a revolution about T in the circle Bb; but E revolves from the quadrature in TB to the subsequent quadrature in Tb in the time Q makes half a revolution about T in the circle Aa; and since the direct motion of the node while E proceeds from the right line Tn to the quadrature in the right line Tb is so exceeding small that it may be neglected (as will appear better afterwards,) it follows that the mean motion of the node is to the mean motion of the moon in this month as the difference of the times in which Q and P revolve about T is to the time in which Q revolves about T, that is as the difference of $\sqrt{G+V}$ and $\sqrt{G-2V}$ is to $\sqrt{G+V}$. Let S and L (as in art. 473.) represent the periodic times of the earth about the sun and of the moon about the earth; then since l is equal to the time in which P revolves about T in the circle Bb by the force $G+V$, and L is equal to the time in which Q revolves about T, ll will be to LL as $G-2V$ to $G+V$. But by art. 473. SS is to ll as $G+V$ is to V; consequently SS is to LL as $G-2V$ is to V; and $G+V$ is to $G-2V$ as $SS+3LL$ is to SS. Therefore when the inclination of the orbit is incomparably small, and the orbit nearly circular, the mean motion of the node is to the mean motion of the moon in the month when the line of the nodes is in quadrature to the sun nearly as the excess of $\sqrt{SS+3LL}$ above S is to $\sqrt{SS+3LL}$. And if there are 2139 revolutions of the moon to the stars in 160 sidereal years (and consequently SS to LL in the duplicate ratio of these numbers) this proportion is that of 1 to 120,647. By the principles laid down in the excellent treatise concerning the laws of the moon's motion according to gravity, this proportion is about that of 1 to 120,639. If we would compare it with the ratio that results from Sir ISAAC NEWTON's method, their difference will appear very small if we may adapt his method to our present supposition in the following manner. It appears from what was shewn above (art. 432.) that when a force acts upon a body in a right line perpendicular to the direction of its motion, the deflexion of its course from a right line (or the angular velocity of the right line that is the direction of its motion and is always the tangent of the trajectory at the body) is as that force when the velocity is given, and in general

general as the force directly and velocity inversely. Hence (according to his method) the motion of the node when the moon is at the conjunction is to the inflexion of the course of the moon from a right line there, as the force that produces the motion of the node at the conjunction to the force that acts upon the moon there, that is as $3V$ to $G - 2V$; and this inflexion of the orbit of the moon is to the inflexion of Q in describing the circle Aa (which Q describes by the same force $G - 2V$) as the velocity of Q is to the velocity of the moon at the conjunction, or to the velocity of P in the circle Bb , that is as $\sqrt{G-2V}$ is to $\sqrt{G+V}$; so that, according to this method, the motion of the node at the conjunction A is to the motion of Q , or the mean motion of the moon, in the ratio compounded of the ratio of $3V$ to $G-2V$, and of the subduplicate ratio of $G-2V$ to $G+V$, that is in the ratio of $3LL$ to $S\sqrt{SS+3LL}$: According to which proportion the mean motion of the node in the month when the line of the nodes is in quadrature to the sun and the plane of the orbit is supposed almost coincident with the ecliptic, is to the mean motion of the moon as 1 to 120,643. And these three proportions agree nearly, the last of which is almost a mean betwixt the other two.

481. The mean motion of the node being determined when the planes are almost coincident, if this motion be diminished in the ratio of the cosine of the inclination of the plane of the moon's orbit to the radius, we shall obtain the mean motion of the nodes of the moon in this month nearly, by art. 479. If we diminish the motion of the node that was deduced at the end of the last article in the ratio of the cosine of $4^{\circ}.59'.35''$. (the inclination at the syzygies in this month) to the radius, the mean motion of the node in this month (according to this method) shall be to the mean motion of the moon as 1 to 121,1023, and the mean hourly motion of the node $16'' 19''' \frac{1}{7}$. If we diminish the motion of the node deduced from our construction in the same ratio, the mean motion of the node will be to the mean motion of the moon as 1 to 121,10648, and the mean hourly motion of the node will be about $16'' 19''' \frac{1}{7}$. The same hourly motion of the node by the principles that are pro-

proposed in the treatise of *the laws of the moon's motion* according to gravity is about $16'' 19'' \frac{1}{5}$. How much the motion of the node amounts to in any of the trajectories constructed in art. 476. in a revolution or any part of a revolution will appear from what follows.

482. Supposing first H to coincide with B as in art. 479. let **Fig. 210.**
 Pi perpendicular to TP meet TB in i , and ln parallel to AT meet the tangent at E (which is perpendicular to TR by art. 473.) in n , join Tn , and it shall be the line of the nodes when the revolving body comes to e after describing the arch of the trajectory Be . For supposing the tangent of the trajectory at e to meet tE (the tangent of the curve described by E) in any point n and nb parallel to BT to meet PM in b ; then because Ee is always equal to XV , the fluxion of Ee shall be to the fluxion of TV as TV is to XV ; the fluxion of TV is to the fluxion of TM as XV is to PM ; therefore the fluxion of Ee is to the fluxion of TM as TV is to PM ; consequently Ee is to bn as TV to PM ; and bn is to PM as Ee (or XV) to TV , or as PM to TM , or Ml to PM ; so that bn is equal to Ml , and ln parallel to TA ; whence the construction is manifest. When Pi becomes parallel to TB , the line of the nodes becomes parallel to the tangent at E , or perpendicular to TR . The velocity at e in the trajectory is to the constant velocity of P in the subduplicate ratio of the sum of the squares of TR and TV to the square of TB . The ratio of TA to TB is compounded of the ratio of the velocity in the trajectory at B to the velocity of P , the ratio of the cosine of the inclination of the plane to the radius, and that of $\sqrt{G+V}$ to $\sqrt{G-2V}$.

483. Let mN be to QN as $\sqrt{G-2V}$ to $\sqrt{G+V}$, and mo parallel to TP meet Pi perpendicular to TP in o , then the angle PTo shall be equal to BTn which shews how far the line of the nodes moves from the quadrature while the arch Be is described in the trajectory. For let nb meet AT in u , join mu , and let Pi meet TA in p ; then since the tangent En is perpendicular to TR ; PM is to Rr (or mN) as nb (or Ml) is to Eb , or uN ; consequently mN is to uN as Rr to Tr , and um is parallel to TP . Therefore ln , or Tu , is to Po as TP is to Pp , or as Tl to TP , and the angle PTo is equal to lTn . Hence if the

E e e

arch

arch bk be to a semicircle as the excess of $\sqrt{G+V}$ above $\sqrt{G-2V}$ is to $\sqrt{G-2V}$, Tg be taken upon Tk in the same ratio to TA as $\sqrt{G-2V}$ to $\sqrt{G+V}$, and gf parallel to Tb meet bf perpendicular to Tb in f , the angle bTf shall be equal to the motion of the nodes in this trajectory in the time the body revolves from the quadrature B to the subsequent quadrature. When TA is equal to TB , and the planes are almost coincident; this angle bTf is to two right ones in the ratio compounded of the ratio of the excess of $\sqrt{G+V}$ above $\sqrt{G-2V}$ to $\sqrt{G+V}$, and of that of the cosine of bTk to the radius nearly.

FIG. 211. 484. Suppose now that the line of the nodes is in any situation TL at the beginning of a revolution as in art. 476. and in order to determine the motion of the node during the revolution, take the arch Iq backwards from I in the same ratio to a whole circle as the excess of $\sqrt{G+V}$ above $\sqrt{G-2V}$ is to $\sqrt{G+V}$, and let $q'l$ parallel to BT meet LF in l , join Tl , and the trajectory shall intersect the plane LTS in l after a complete revolution of the point P . For when P returns to H , XV vanishes, and the arch described by Q is to a whole circle as $\sqrt{G-2V}$ to $\sqrt{G+V}$, by the construction. Therefore when P returns to H , Q comes to q , and E to the point l in the plane LTS . The angle LTl shews how far the nodes have moved backwards in this time, and is to the angle ITq as the rectangle LGI to the square of Tl nearly when V is much less than G . For let lx be perpendicular to Tl in x , and lo parallel to AT meet $q'l$ in o , then Lx shall be to Ll (or lo) as LG to TL , and lo to Iq as IG to TI nearly, consequently Lx is to Iq as the rectangle LGI to the rectangle contained by TL and TI , and the angle LTl to ITq as the rectangle LGI to the square of TL , nearly. Hence when TA is equal to TB , V is much less than G , and L is taken upon the circle Bb , if the ratio of V to G be given, the angle ITq is given, and the motion of the nodes (or the angle LTl) is as the square of LG the sine of the angle LTA the distance of the node from the sun; which is agreeable to what is shewn of the nodes of the moon by Sir ISAAC NEWTON, *cor. 2. prop. 30. lib. 3. princip.* Supposing therefore the motion of the nodes of the moon to vary in the duplicate ratio of the sine of their distance from the sun, the annual motion of the nodes may be briefly

Fig. 207.

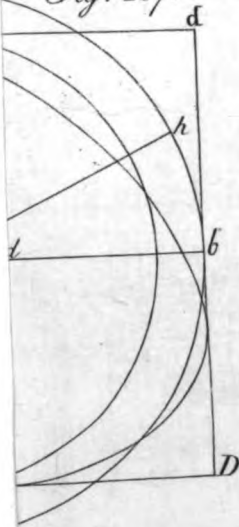


Fig. 208.

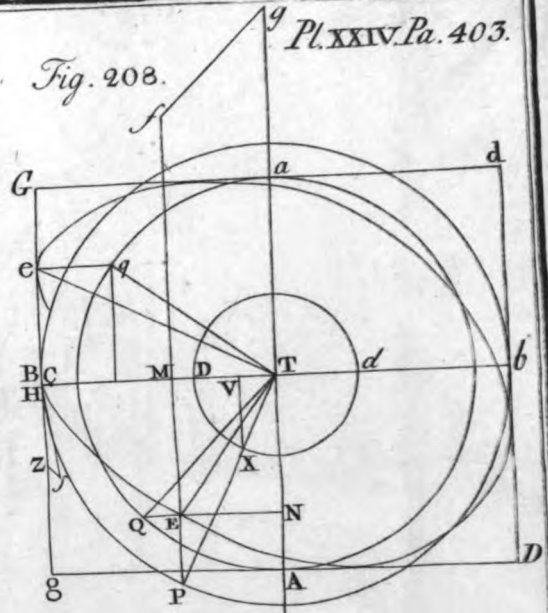


Fig. 210.

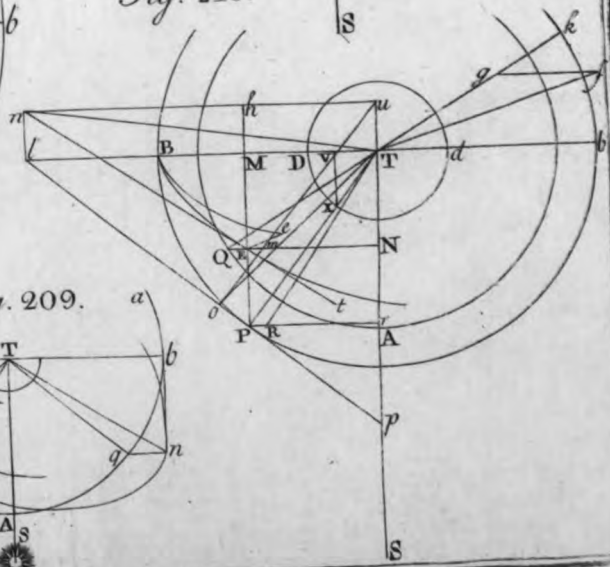
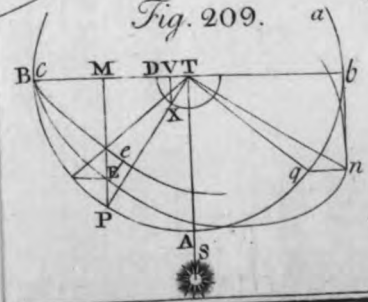


Fig. 209.



briefly computed from what was shewn in art. 481. by the useful theorem in the scholium of *prop. 33. lib. 3. princip.* communicated by Mr. MACHIN and since explained in a more general manner in the *laws of the moon's motion, &c. p. 14.* By that theorem, the mean motion of the sun from the node is a geometrical mean proportional between the motion of the sun and the mean motion of the sun from the node in the month when the line of the nodes is in quadrature to the sun. The mean motion of the node in this month is to the motion of the sun, according to the first proportion deduced in art. 481. in the compound proportion of 1 to 121,1023, and of the mean motion of the moon to the mean motion of the sun, or of 2139 to 160, that is in the proportion of 1 to 9,05861; consequently the mean annual motion of the node is to the motion of the sun (by the theorem) as 1 to 18,60413; which gives $19^{\circ} 21' 2''$ for the motion of the node in a sydereal year. According to the second proportion in art. 481. that was deduced from our construction, this motion is about $19^{\circ} 21'$; by the principles that are laid down in the above mentioned treatise it is $19^{\circ} 21' 7'' \frac{1}{2}$; and by astronomical observation it is $19^{\circ} 21' 21'' \frac{1}{2}$. In these computations we have abstracted from the acceleration of this motion that arises from the excess of the solar force on that half of the moon's orbit which is towards the sun above what it is on the other half, and from any effect the excentricity of the lunar orbit, and the increase of the inclination of the plane while the nodes move from the quadratures to the syzygies, may be supposed to have upon it. But this is sufficient for our purpose, which is only to illustrate from the construction of the trajectory (in art. 476.) the computation of this motion from its cause, which affords so remarkable a confirmation of the principle of gravity, and may on other accounts be of great use. See the *laws of the moon's motion, p. 24.*

485. In general let the body set out from the node L, as in FIG. 212. art. 476. and let it be required to determine the situation of the line of the nodes when it comes to any point e in the trajectory. The tangent Et of the curve LE is perpendicular to TR by art. 475. Let the angle TPp be made equal to the angle ATH and Pp meet TB in p ; let pn parallel to TA

E e e 2 meet

meet Et in n , join Tn , and the nodes shall be in the right line Tn when the body comes to e after describing the arch Le in the trajectory. The demonstration is similar to that in art. 482. If mN be taken upon NQ in the same ratio to NQ as $\sqrt{G-2V}$ is to $\sqrt{G+V}$, and mo be perpendicular to Pp in o , the angle HTn will be equal to oTP , and LTn the motion of the node will be either equal to the sum or difference of the angles oTP and LTH . When TP becomes perpendicular to TH , Pp becomes parallel to BT and the line of the nodes perpendicular to TR .

486. In art. 479. we supposed the body to set out from B in a right line perpendicular to TB . But if it set out from any point L in TB , and the right lines TB , TL with the velocity at L be given, the motion of the node will be still as the sine-complement of the inclination of the plane. If TA be equal to TB , and the arch BH be taken from B towards the opposition a in the same ratio to a semicircle as the excess of $\sqrt{G+V}$ above $\sqrt{G-2V}$ is to $\sqrt{G+V}$, the line of the nodes will describe an angle equal to BTH in the time P describes the semicircle Hb ; because P and Q will come at the same time to the point b . This is the motion of the node that was determined in the first part of art. 180. Supposing still the node L to be in the line of the quadratures TB , let the angle BTH be to a right angle as the difference of $\sqrt{G+V}$ and $\sqrt{G-2V}$ is to $\sqrt{G-2V}$, (or in the case of the moon according to art. 180. as 1 to 119,6469) and the arch BH be taken from B towards the opposition; let the point P describe the circle Bb , and Q the circle LA , TA being supposed equal to TL ; then (by art. 476.) the right lines TP and TQ will coincide with each other at the conjunction, where the motion in the trajectory will become perpendicular to TA ; and (by art. 485.) while the body moves from the quadrature L to the conjunction A , the line of the nodes will describe an angle equal to BTH . But if we suppose a body to set out from the same point L in a right line perpendicular to TL , (as in art. 479.) the point P to describe the circle LA and Q the circle Bb , so that the distance of the body from T at the conjunction may be equal to TL its distance at the quadrature, the motion of the node while the body moves from the

Fig. 200.

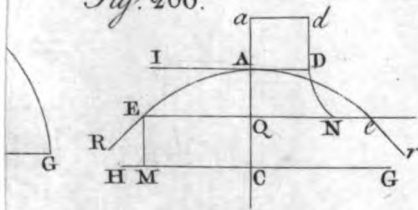


Fig. 200. N. 2.

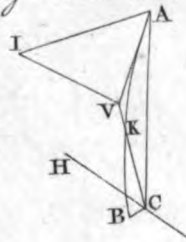


Fig. 203. N. 2.

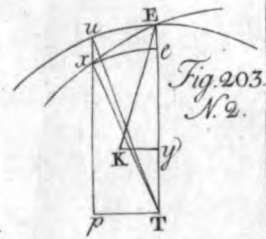


Fig. 201.

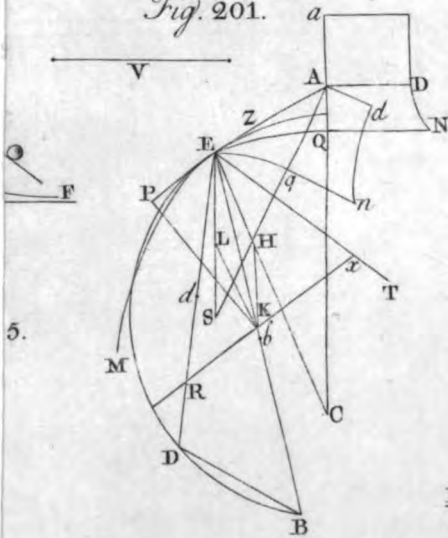


Fig. 203. N. 1.

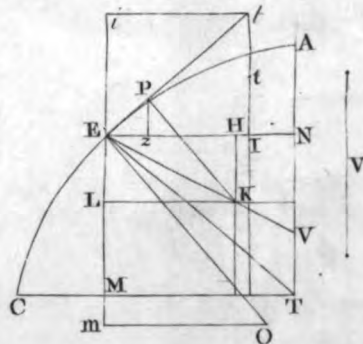


Fig. 204.

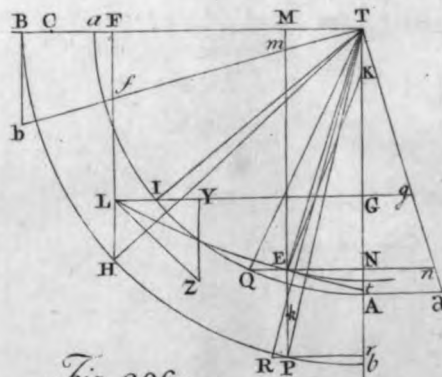
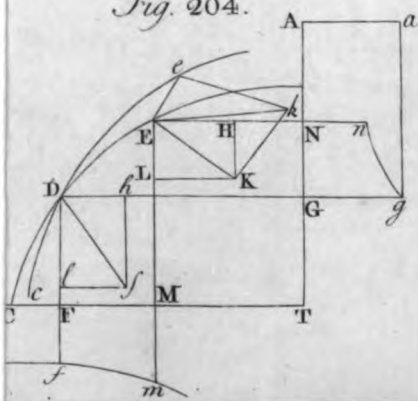


Fig. 206.



the quadrature to the conjunction will be equal to the angle ATR if the angle BTA be to BTq as $\sqrt{G+V}$ to $\sqrt{G-2V}$, and qn be to Rn in the same ratio, by art. 482. and this angle ATR is to a right one as 1 to 121,65526. If we suppose the motion of the node in a circular orbit, when the planes are almost coincident, to be a mean betwixt the motion of the node in those two cases, it will be to the mean motion in the orbit as 1 to 120,64273. This almost coincides with the proportion that was deduced for this case at the latter end of art. 180. in imitation of Sir ISAAC NEWTON'S method; which in larger numbers is that of 1 to 120,64275.

487. The angle in which the plane of the lunar orbit intersects the ecliptick is perpetually varying; and this motion may be also illustrated from art. 476. In general if EK be perpendicular to the line of the nodes Tn in K , the inclination of the plane of the trajectory to the plane BTA is an angle the tangent of which is to the radius as XV to EK . First let the line of the nodes be in quadrature to the sun, and suppose the body to set out from the quadrature in a right line perpendicular to TB , as in art. 479. make the angle STb equal to the inclination at the quadrature; take TZ upon Tb in the same ratio to TB as the velocity at B in the trajectory is to the velocity of P in the circle Bb ; let Zd parallel to ST and Td perpendicular to ST meet in d ; upon dZ take da to dZ as $\sqrt{G+V}$ is to $\sqrt{G-2V}$, join Ta , and the angle STa will be nearly equal to the inclination at the syzygies. For TZ is equal to the semi-axis that is conjugate to TB in the ellipse that would have been described about T if the third force Tg (described in art. 472.) had not acted; and TA is to dZ as $\sqrt{G+V}$ to $\sqrt{G-2V}$: consequently TA is equal to da . But at the syzygies the distance of the point E from T is nearly equal to TA , and Ee to Td . Therefore the angle STa is the inclination at the syzygies nearly, and the angle aTZ is the decrement of the inclination while the body moves from the quadratures to the syzygies. Let Zy be perpendicular to Ta in y , and because Zy is to Za as Td is to Ta , the angle aTZ is nearly to Tad (or STa) as Za is to TA , that is in the ratio compounded of that of za to da (or of the excess of $\sqrt{G+V}$ above $\sqrt{G-2V}$ to $\sqrt{G+V}$) and that of da to Ta .

FIG. 212.

FIG. 214. and 209.

Ta (or of the cofine of the inclination to the radius.) But the mean motion of the node in this revolution is to the mean motion of E in the same ratio, by art. 481. Therefore (by applying this to the moon) the excess of the inclination at the quadratures above what it is at the syzygies in this month is to the latter inclination as the mean motion of the node in this month is to the mean motion of the moon, or as 1 to 121,1; which is the ratio assigned in the treatise above mentioned, p. 26. where the intermediate inclinations are also determined in an elegant manner. According to this proportion the difference of the inclinations at the quadratures and syzygies is about $2' 28'' \frac{2}{7}$; and if this difference be increased in the ratio of the synodical to the periodical month, it will then agree nearly with that which results from Sir ISAAC NEWTON'S method, *prop. 33. lib. 3. princip.* If the body be supposed to continue its motion in the trajectory, the inclination at the node e will be greater than the inclination at the node B at the beginning of the revolution in the same ratio as the radius is greater than the sine of an arch that is to a circle as $\sqrt{G-2V}$ to $\sqrt{G+V}$.

FIG. 215. 488. Suppose O to be the projection on the plane BTA of o the place where the distance of the body that describes the trajectory from the plane BTA is greatest at the beginning of any revolution; and let the arch OQ be taken backwards from O on the circle OK described from the center T in the same ratio to the whole circumference as the excess of $\sqrt{G+V}$ above $\sqrt{G-2V}$ is to $\sqrt{G+V}$; let QE parallel to BT meet OE parallel to TA in E, and TE meet the arch OQ in V; then if TD perpendicular to TV be equal to Oo, the angle EDV will shew nearly how much the inclination of the plane varies in this revolution; because the angle TVD is equal to OTo , and TED is nearly equal to the inclination of the plane when the body after almost a compleat revolution is again at the greatest distance from BTA. When TO is within the angle BTA, or bTa , TE is less than TO, the angle TVD is less than TED, and consequently the inclination of the plane increases: but when TO is within the angle ATb or aTB , TE is greater than TO, and the inclination of the plane decreases; that is while the line of the nodes (which is perpendicular to TO) moves from the quadratures

dratures to the syzygies, the inclination of the plane increases; but while the line of the nodes moves from the syzygies to the quadratures, the inclination decreases.

489. Let the arch Ex described from the center D meet DV in x , and VG be perpendicular to TA in G ; then because Ex is to EV as TD to DV , EV to VQ as VG to TG , and VQ to OQ as the square of TG to the square of TV , nearly, it follows that the angle EDV is to OTQ , in the ratio compounded of that of TD to DV , and that of the rectangle TGV to the rectangle contained by TV and DV . But the angle OTQ is to the motion of the node in that month when the line of the nodes is in quadrature to the sun (which we shall call N) as DV to TV , by art. 479. consequently the angle EDV is to N in the ratio compounded of the ratio of TD to DV , and that of the rectangle TGV to the square of TV , that is in the ratio of the rectangle contained by the sine of the inclination and the sine of $2BTV$ (the double distance of the nodes from the sun) to twice the square of the radius; which agrees with *cor. 3. prop. 33. lib. 3. princip.* The decrement of the inclination in a revolution while the nodes move from the syzygies to the quadratures is nearly as EV ; it is greatest when V is in the octants, where EV becomes nearly equal to $\frac{1}{2} OQ$; and EDV , the decrement in a revolution, is to the mean motion of the nodes nearly as TD to DV , or as the sine of inclination to the radius. Because the radius TO and the arch OQ are supposed to be given, the point E is always in an ellipse HEb , whose transverse axis is in the octants after the syzygies; and the whole decrement of the inclination while the nodes move from the syzygies to the quadratures is nearly to the decrement that would have been generated in the same time by the variation at the octants continued uniformly, as the area described by EV while O moves along the quadrant Kk is to the rectangle contained by $\frac{1}{2} OQ$ and Kk , or as the area included betwixt the quadrants of the ellipse and circle to that rectangle, that is as the radius TK to the quadrant Kk . Hence the mean hourly decrement of the inclination is to the mean hourly motion of the node as the sine of the inclination (the radius being TK) is to the quadrant Kk ; so that when the inclination is small, the whole

whole inclination would be generated by its mean hourly variation in the same time that a quadrant would be described by the nodes with their mean motion. Therefore the whole decrement of the inclination while the nodes move from the syzygies to the quadratures (or while a quadrant is generated by the motion of the sun from the node) is to the whole inclination as the mean motion of the node is to the mean motion of the sun from the node, or as 1 to 19,6 (by art. 484) according to which proportion that decrement is about $16' 10''$. See the *laws of the moon's motion*, &c. p. 26.

- FIG. 216. 490. If we suppose a body to descend along the quadrant BA, and the velocity at B to be equal to the velocity of Q as in art. 480. the velocity at A will be equal to that which would be acquired by falling in the chord from B to A or by falling from B to T and then from T to A, by art. 362. The velocity that would be thus acquired at A is the same that would be acquired if the motion was not accelerated from B to T, and was accelerated from T to A by the force Tg (Fig. 204) only. Let Bb perpendicular to TB be to Aa perpendicular to TA as $\sqrt{G-2V}$ is to $3V$, and the velocity acquired at A will be to the velocity at B in the subduplicate ratio of the sum of the triangles TBb, TAa to the triangle TBb, or of the sum of Bb and Aa to Bb, that is as $\sqrt{G+V}$ to $\sqrt{G-2V}$ or as $\sqrt{SS+3LL}$ to S. In like manner the velocity at any point E is determined. And this will be found to agree nearly with what is shewn concerning the acceleration of the area described about the earth in a circular orbit, *prop. 26. lib. 3. princip.* where this acceleration is computed by the increment of the velocity in such an orbit; and it coincides with what is shewn p. 29 of the *laws of the moon's motion*. The same increase of the velocity may be deduced from what has been shewn of the trajectory Be when its plane coincides with the plane BTS, and it is supposed nearly circular; for the velocity at B is equal to the velocity of Q; when TA is equal to TB the velocity at the syzygies is nearly equal to the velocity of P, by art. 475. and these velocities are to each other as $\sqrt{G-2V}$ to $\sqrt{G+V}$. Some other corollaries relating to this theory might be deduced from the preceding articles.
- FIG. 209. 491. If

491. If

491. If a fluid be supposed to gravitate towards two points C and S with equal forces that are the same at all distances, the figure of the fluid will be an oblong spheroid, and these two points will be the *foci* of the generating ellipse. For supposing AEa to be any section of the fluid through C and S, let EM and EN be taken upon EC and ES representing the equal forces towards the points C and S respectively; let MP and NQ be perpendicular to the tangent at E in P and Q, and EP will be equal to EQ because of the equilibration of the fluid: The fluxion of CE is to the fluxion of the curve AE as EP to EM, and the fluxion of SE to the fluxion of AE as EQ to EN, by prop. 17. Therefore CE and SE flow with equal motions, and (because SE decreases while CE increases) the sum of CE and SE is invariable; consequently AEa is an ellipse that has its *foci* in C and S. The gravity at E is to the gravity at A as the sine of the angle CEP is to the radius. When the forces directed towards C and S are invariable but unequal, let D be any point of the surface AEa that terminates the figure, and it will appear in the same manner that the difference of CE and CD will be to the difference of SD and SE as the force towards C is to the force towards S. The figures by which rays of light issuing from a given point point S may be refracted so as to have their *focus* afterwards in C are of this kind. The figure AEa is in some cases a conic section, and when it passes through the point C or S it is a portion of an epicycloid that is described when a circle revolves on an equal circle. If equal and invariable forces are directed towards any number of given centers, the aggregate of the right lines drawn from any point in the surface that terminates the fluid to those centers is invariable. When the forces towards the centers are inversely as the squares of the distances, the aggregate of right lines that are inversely as the distances of any point of the surface from those centers is invariable. And the figures have an analogous property when these forces at equal distances are not equal but in a given ratio. But it would be of little use in philosophy to insist on this subject.

FIG. 217.

492. Suppose that a fluid, which gravitates towards the point C, revolves about the axis AB; let ER be perpendicular
 F f f to

FIG. 218.

to AB in R from any point E in AEB the surface of the fluid, and let CD be the ordinate at C; then it will appear (as in the last article) that the fluxion of CE shall be to the fluxion of ER as the centrifugal force is to the gravity at E, or (because the centrifugal force at E is to the centrifugal force at D as ER is to CD) in the compound ratio of the centrifugal force at D to the gravity at E and of ER to CD. From which it follows that if the gravity towards C be the same at all distances, and a right line L be to CD as the gravity is to the centrifugal force at D, the square of ER will be equal to the rectangle contained by CE — CA and $\frac{1}{2}$ L, which agrees with what has been shewn by Mr. HUYGENS. If the gravity be inversely as the square of the distance from C, let G represent the gravity and V the centrifugal force at D, and let the square of the right line L be to the square of CD as $G + \frac{1}{2} V$ is to $\frac{1}{2} V$, then the solid contained by CE and the square of ER shall be equal to the solid contained by CE — CA and the square of L, and CD will be to CA as $G + \frac{1}{2} V$ is to G. But the figure of the earth or planets is not to be discovered by suppositions of this kind; for as the gravity of a body results from the gravity of all its parts, so the gravitation towards any body results from the gravitation towards the particles of which it consists, as is shewn by SIR ISAAC NEWTON; and when the figure of the fluid varies from a sphere, this gravitation is not directed towards a fixed point. Of this we shall treat in the next chapter, where we shall shew that if the earth was of an uniform density, its figure would be an oblate spheroid accurately.

493. We have insisted at so great length on what relates to the curvature of lines, and to the application of this theory to philosophical problems, because in this consists one of the greatest advantages of the modern geometry. There are many other problems that depend on this theory, but we shall conclude this subject with observing, that as when a right line intersects an arch of a curve in two points, if by varying the position of that line the two intersections unite in one point, it then becomes the tangent of the arch; so when a circle touches a curve in one point and intersects it in another, if by varying the center this intersection join the point of contact, the circle then

then has the closest contact with the arch and becomes the circle of curvature ; but it still continues to intersect the curve at the same point where it touches it (that is where the same right line is their common tangent, according to the definition in art. 181.) unless another intersection join that point at the same time. Let ME_m be any arch that is continued from E on both sides of the ray of curvature CE , ACB a right line perpendicular to CE ; let the right line CM revolve about C and meet the curve in M , and PM be perpendicular to AB in P : then if AP be supposed to flow uniformly, the first and second fluxions of CM vanish when M comes to E ; and, when the third fluxion of CM , or of PM , does not vanish at the same time, the circle of curvature intersects the curve at E . In general when M comes to E , and the number of the fluxions of CM of successive orders (including the first fluxion) which then vanish is even, the circle of curvature at E intersects the arch ME_m ; but if this be an odd number, there is no such intersection at E . For let PN be taken upon PM always equal to CM . Then the curve NE_n described by N will pass through E ; and it is manifest, that the circle of curvature intersects the arch ME_m only when NE_n intersects its tangent at E , that is when NE_n has a point of contrary flexure at E . Therefore (by art. 266.) the circle of curvature at E intersects the arch ME_m only when the number of those fluxions of CM that vanish at the term of the time when M comes to E , is an even number. This theorem may serve to illustrate a subject that was disputed some time ago by two celebrated authors. One of them imagined that two points of contact, or four intersections, of the curve and circle of curvature must join each other to form an osculation. But Mr. JAMES BERNOVILLI insisted, on just grounds, that the coalition of one point of contact and one intersection, or of three intersections, was sufficient. In which case (and in general when an odd number of intersections only join each other) the point where they coincide continues to be an intersection of the curve and circle of curvature, as well as a point of their mutual contact and osculation.

494. In the preceding chapters we deduced the principal propositions of the method of fluxions, and those upon which

F f f 2

its

FIG. 219.

its application to the resolution of problems depends, from the plain axioms concerning motion in art. 15. Having proposed this doctrine (art. 2.) as a method of deducing the relations of quantities, by comparing the motions which are conceived to generate them, it seem'd natural to establish this method on the most evident principles that relate to motion; and if it be no less known to us than extension, it would seem, that as this doctrine is far more general and comprehensive than the common geometry, so it cannot be said to be inferior to it in accuracy or evidence. Nor can it seem improper, to deduce the properties of figures from the same principles which serve for describing their genesis. Thus, the definition of a fluxion (art. 11.) seem'd naturally to lead us into the method of treating this doctrine which we have followed hitherto; and its connexion with the manner in which the genesis of figures is most commonly described in geometry, and with the most useful theories concerning motion in philosophy, (of which we have had some examples in this chapter,) induced us the rather to pursue it. But we have insisted on it at so great length chiefly, because a full account of the manner in which the principal propositions of the method of fluxions are demonstrated by it, may be of use for removing several objections that have been lately urged against this doctrine; which has been represented, as depending on nice and intricate notions; while it has been insinuated, that they who have treated of it have been earnest rather to go on fast and far, than solicitous to set out warily, and see their way distinctly. But we now proceed to the more concise methods by which the fluxions of quantities are usually determined.

The End of the first Volume.

