

Mathematics 1100Y – Calculus I: Calculus of one variable

TRENT UNIVERSITY, Summer 2012

Solutions to Assignment #2

More plots with Maple

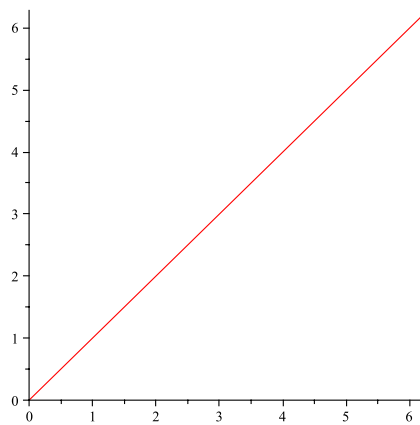
Before tackling this assignment, you should consult Maple's help for details on how to get it to do plots of parametric curves and of curves in polar coordinates. (The `plots` package adds a `polarplot` command . . .)

For questions **1** and **2** below please submit a printout of a Maple worksheet(s) as your solution.

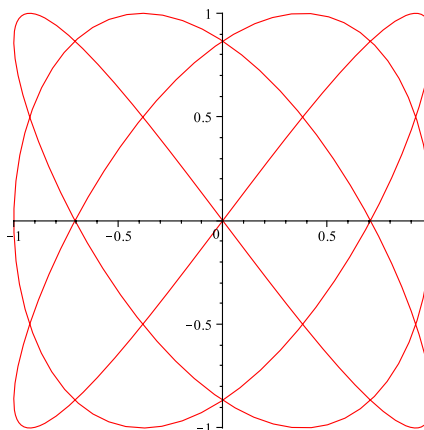
1. Use Maple to plot the parametric curves given by $x = t$ and $y = t$, by $x = \cos(3t)$ and $y = \sin(4t)$, by $x = \cos(t)$ and $y = \frac{1}{2} + \frac{1}{2} \cos(2t)$, and by $x = 1$ and $y = \sin(t)$, respectively, for $0 \leq t \leq 2\pi$ in each case. [4]

SOLUTION. Here goes, in order:

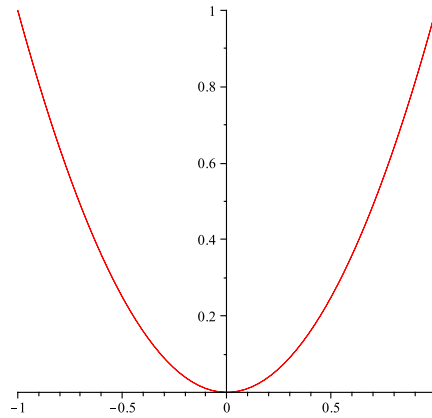
```
> plot([t,t,t=0..2*Pi])
```



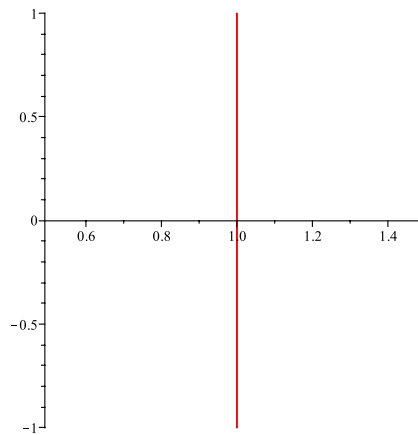
```
> plot[cos(3*t),sin(4*t),t=0..2*Pi]
```



```
> plot([cos(t), 1/2+(1/2)*cos(2*t), t=0..2*Pi])
```



```
> plot([1, sin(t), t=0..2*Pi])
```



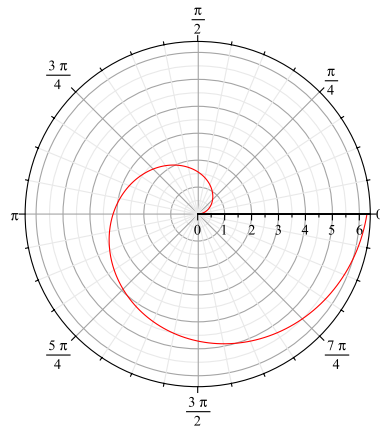
The plots above were scaled down to save paper. ■

2. Use Maple to plot the polar curves given by $r = \theta$, by $r = 1$, by $r = 1 - \cos(\theta)$, respectively, for $0 \leq \theta \leq 2\pi$ in each case, and by $r = \frac{\sin(\theta)}{\cos^2(\theta)}$ for $-\pi/2 < \theta < \pi/2$. [4]

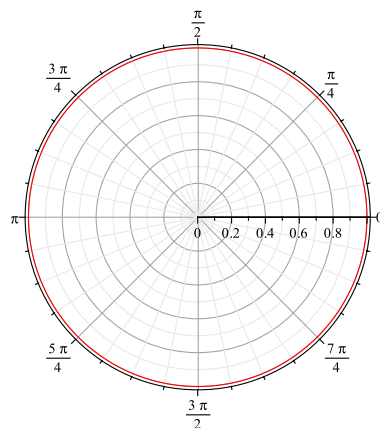
SOLUTION. Here goes, in order:

```
> with(plots);
```

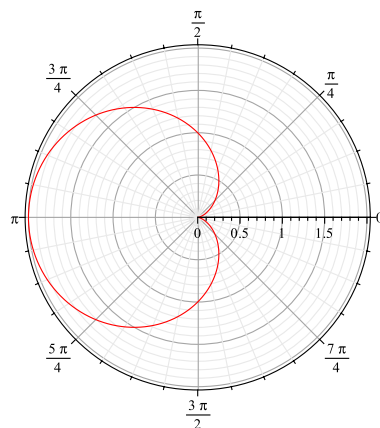
```
> polarplot(theta,theta=0..2*Pi)
```



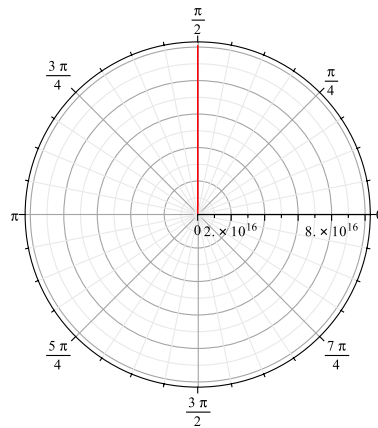
```
> polarplot(1,theta=0..2*Pi)
```



```
> polarplot(1-cos(theta),theta=0..2*Pi)
```



```
> polarplot(sin(theta)/cos(theta)^2,theta=-(1/2)*Pi..(1/2)*Pi)
```



[Just for fun, what's going on in the last plot?]

The plots above were scaled down to save paper. ■

3. Which of the curves you plotted in **1** and **2** are really the same? [2]

SOLUTION. None of them! ■